

GENERAL GOLD

AIR CONDITIONERS



2023

CATALOGUE

General-Gold.ir





GENERAL GOLD

26.0
Ampere Levels

ECO & T3
CONTROL
AMPERE
LEVELS

خنک نگه داشتن شما، حتی در نزدیکی آتشفشان

تحمل دما تا 65 درجه سانتی گراد



ECO & T3
SCROLL
COMPRESSOR



T3 | R410A | GMCC



Ampere Control



Inverter



T3



Healthy Filter



Refrigerant



Golden Fin



Turbo Mode



Rapid Cooling



Quiet



4-Way auto Swing

Model name	GG-TS12000 TITANUM	GG-TS18000 TITANUM	GG-TS24000 TITANUM
Power supply(V-Ph-Hz)	220-240V, 50Hz, 1Ph	220-240V, 50Hz, 1Ph	220-240V, 50Hz, 1Ph
Amper Levels(L1,L2,L3)	2A , 3A , 4A	3A , 4A , 6A	4A , 6A , 8A
Cooling			
Capacity(Btu/h)	12000	18000	24000
Rated current(A)	/	/	/
EER(W/W)	2.4	2.4	2.4
Heating			
Capacity(Btu/h)	12500	18500	24500
Rated current(A)	/	/	/
COP(W/W)	3.60	3.60	3.60
Compressor & Features			
Type	ROTARY	ROTARY	ROTARY
Brand	GMCC	GMCC	SANYO
Indoor air flow(m3/h)	680	810	1350
Indoor sound level(dB(A))	28	31	36
Refrigerant type	R410A	R410A	R410A
Loading Qty(40HQ)	255	177	120
Indoor unit			
Dimensions(W*D*H)	820*306*195	920*306*195	1100*333*222
Net weight(KG)	9.5	10.5	15
Outdoor unit			
Dimensions(W*D*H)	795*305*549	853*349*602	967*421*803
Net weight(KG)	24.5	30	59
Number of rows radiator	1	2	2



T3 | R410A | 



Ampere Control



Inverter



T3



WiFi



Refrigerant



Golden Fin



Turbo Mode




Rapid Cooling

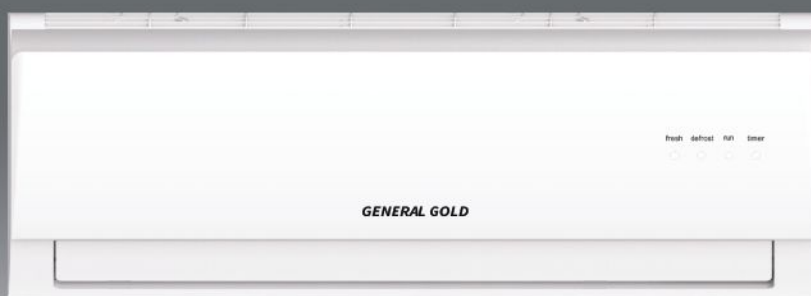


Quiet



4-Way auto Swing

Model name	GG-GS30000 PORSCHE
Power supply(V-Ph-Hz)	220-240V, 50Hz, 1Ph
Amper Levels(L1,L2,L3)	L1 (4A) - L2 (9A) - L3(12A)
Cooling	
Capacity(Btu/h)	30000
Rated current(A)	/
EER(W/W)	3.22
Heating	
Capacity(Btu/h)	30700
Rated current(A)	12.5
COP(W/W)	3.22
Compressor & Features	
Type	ROTARY
Brand	
Indoor air flow(m3/h)	1350
Indoor sound level(dB(A))	52
Refrigerant type	R410A
Loading Qty(40HQ)	108
Indoor unit	
Dimensions(W*D*H)	1078*333*246
Net weight(KG)	15
Outdoor unit	
Dimensions(W*D*H)	1000*746*427
Net weight ^(KG)	52.5
Number of rows radiator	2



R410A | GMCC

- 
Refrigerant
- 
High Efficiency
- 
Timer Mode
- 
Healthy Filter
- 
Operation in low temperature
- 
Golden Fin
- 
Turbo Mode
- 
Rapid Cooling
- 
Quiet
- 
4-Way auto Swing

Model name	GG-MS12000 PLATINUM	GG-MS18000 PLATINUM	GG-MS24000 PLATINUM
Power supply(V-Ph-Hz)	220-240V, 50Hz, 1Ph	220-240V, 50Hz, 1Ph	220-240V, 50Hz, 1Ph
Cooling			
Capacity(Btu/h)	12000	18000	24000
Rated current(A)	5.2	7.71	10
EER(W/W)	2.81	2.81	3.01
Heating			
Capacity(Btu/h)	12500	18000	27000
Rated current(A)	5.0	7	10
COP(W/W)	3.21	3.01	3.41
Compressor & Features			
Type	ROTARY	ROTARY	ROTARY
Brand	GMCC	GMCC	GMCC
Indoor air flow(m3/h)	575	810	1000
Indoor sound level(dB(A))	28	34	33
Refrigerant type	R410A	R410A	R410A
Loading Qty(40HQ)	265	192	147
Indoor unit			
Dimensions(W*D*H)	805*194*285	957*213*302	1040*220*327
Net weight(KG)	8.2	11.4	13.2
Outdoor unit			
Dimensions(W*D*H)	720*270*495	805*330*554	890*342*673
Net weight(KG)	26.5	37.6	53
Number of rows radiator	1	1.6	1.6



R410A | GMCC



R410A



High Efficiency



Timer Mode



Healthy Filter



Operation in low temperature



Golden Fin



Turbo Mode



Rapid Cooling



Quiet













4-Way auto Swing

Model name	GG-MS30 VITALLY
Power supply(V-Ph-Hz)	220-240V, 50Hz, 1Ph
Cooling	
Capacity(Btu/h)	30000
Rated current(A)	11.7
EER(W/W)	3.3
Heating	
Capacity(Btu/h)	30500
Rated current(A)	10.9
COP(W/W)	3.66
Compressor & Features	
Type	ROTARY
Brand	GMCC
Indoor air flow(m ³ /h)	1460
Indoor sound level(dB(A))	40
Refrigerant type	R410A
Loading Qty(40HQ)	96
Indoor unit	
Dimensions(W*D*H)	1260*283*362
Net weight(KG)	21.8
Outdoor unit	
Dimensions(W*D*H)	946*410*810
Net weight(KG)	63.9
Number of rows radiator	2



T3 | R410A | HIGHLY

- 
Ampere Control
- 
Inverter
- 
T3
- 
Healthy Filter
- 
Auto Restart
- 
Golden Fin
- 
Turbo Mode
- 
Rapid Cooling
- 
Quiet
- 
4-Way auto Swing

Model name	GG-TF6000D TITANUM
Power supply(V-Ph-Hz)	220-240V, 50Hz, 1Ph
Amper Levels(L1,L2,L3)	L1 (8 A) - L2 (12 A) - L3(15 A)
Cooling	
Capacity(Btu/h)	60000
Rated current(A)	/
EER(W/W)	2
Heating	
Capacity(Btu/h)	62000
Rated current(A)	26.7
COP(W/W)	3.60
Compressor & Features	
Type	ROTARY
Brand	HIGHLY
Indoor air flow(m3/h)	2100
Indoor sound level(dB(A))	49
Refrigerant type	R410A
Loading Qty(40HQ)	45
Indoor unit	
Dimensions(W*D*H)	1918 x600x390
Net weight(KG)	/
Outdoor unit	
Dimensions(W*D*H)	1000×400×1250
Net weight ^(KG)	/
Number of rows radiator	3



T3 | R410A | GMCC



R410A

Refrigerant



High Efficiency



65°C

T3



Healthy Filter



Auto Restart



Golden Fin



Turbo Mode



Rapid Cooling



Quiet



4-Way auto Swing

Model name

GG-TF36000H ULTRA

Power supply(V-Ph-Hz)

220-240V, 50Hz, 1Ph

Cooling

Capacity(Btu/h)

36000

Rated current(A)

17.3

EER(W/W)

2.4

Heating

Capacity(Btu/h)

36500

Rated current(A)

14.1

COP(W/W)

12.3

Compressor & Features

Type

Rotary

Brand

GMCC

Indoor air flow(m³/h)

1680

Indoor sound level(dB(A))

40

Refrigerant type

R410A

Loading Qty(40HQ)

62

Indoor unit

Dimensions(W*D*H)

600*390*1918

Net weight(KG)

51

Outdoor unit

Dimensions(W*D*H)

984*421*804

Net weight(KG)

69

Number of rows radiator

2



T3 | R410A | **HIGHLY**



R410A

Refrigerant



High Efficiency



65°C

T3



Healthy Filter



Auto Restart



Golden Fin



Turbo Mode



Rapid Cooling



Quiet



4-Way auto Swing

Model name

GG-TF36000 ULTRA

Power supply(V-Ph-Hz)

220-240V, 50Hz, 1Ph

Cooling

Capacity(Btu/h)

36000

Rated current(A)

17.7

EER(W/W)

2.4

Heating

Capacity(Btu/h)

38000

Rated current(A)

14.6

COP(W/W)

12.3

Compressor & Features

Type

Rotary

Brand

HIGHLY

Indoor air flow(m³/h)

1900

Indoor sound level(dB(A))

39

Refrigerant type

R410A

Loading Qty(40HQ)

54

Indoor unit

Dimensions(W*D*H)

600*390*1918

Net weight(KG)

55

Outdoor unit

Dimensions(W*D*H)

976*421*804

Net weight^(KG)











59

Number of rows radiator

2



T3 | R410A | *Copeland*

- 
R410A
 Refrigerant
- 
Scroll Compressor
 Scroll Compressor
- 
65°C
 T3
- 
Healthy Filter
 Healthy Filter
- 
Auto Restart
 Auto Restart
- 
Golden Fin
 Golden Fin
- 
Turbo Mode
 Turbo Mode
- 
Rapid Cooling
 Rapid Cooling
- 
Quiet
 Quiet
- 
4-Way auto Swing
 4-Way auto Swing

Model name	GG-MF36000DC SCROLL
Power supply(V-Ph-Hz)	220-240V, 50Hz, 1Ph
Cooling	36000
Capacity(Btu/h)	19.4
Rated current(A)	2.29
EER(W/W)	
Heating	
Capacity(Btu/h)	/
Rated current(A)	/
COP(W/W)	/
Compressor & Features	
Type	SCROLL
Brand	<i>Copeland</i>
Indoor air flow(m ³ /h)	1690
Indoor sound level(dB(A))	62
Refrigerant type	R410A
Loading Qty(40HQ)	42
Indoor unit	
Dimensions(W*D*H)	600*455*1934
Net weight(KG)	59.0
Outdoor unit	
Dimensions(W*D*H)	900*350*1170
Net weight ^(KG)	87.5
Number of rows radiator	2



T3 | R410A | SANYO



R410A



Scroll Compressor



65°C

T3



Healthy Filter



Auto Restart



Golden Fin



Turbo Mode



Rapid Cooling



Quiet



4-Way auto Swing

Model name

GG-TF48000D SCROLL

Power supply(V-Ph-Hz)

380V , 50Hz , 3Ph

Cooling

Capacity(Btu/h)

48000

Rated current(A)

20.2

EER(W/W)

3.30

Heating

Capacity(Btu/h)

18.9

Rated current(A)

3.60

COP(W/W)

Compressor & Features

Type

SCROLL

Brand

SANYO

Indoor air flow(m3/h)

1950

Indoor sound level(dB(A))

41

Refrigerant type

R410A

Loading Qty(40HQ)

45

Indoor unit

Dimensions(W*D*H)

1918*600*390

Net weight(KG)

55

Outdoor unit

Dimensions(W*D*H)

1000×400×1250

Net weight(KG)

105

Number of rows radiator

2



T3 | R410A | LG



R410A



Scroll Compressor



65°C

T3



Healthy Filter



Auto Restart



Golden Fin



Turbo Mode



Rapid Cooling



Quiet



4-Way auto Swing

Model name

GG-MF6000D SCROLL

Power supply(V-Ph-Hz)

220-240V, 50Hz, 1Ph

Cooling

60000

Capacity(Btu/h)

10.1

Rated current(A)

3.30

EER(W/W)

Heating

Capacity(Btu/h)

60000

Rated current(A)

9.67

COP(W/W)

3.66

Compressor & Features

Type

SCROLL

Brand

LG

Indoor air flow(m³/h)

2470

Indoor sound level(dB(A))

50

Refrigerant type

R410A

Loading Qty(40HQ)

40

Indoor unit

Dimensions(W*D*H)

600x455x1934

Net weight(KG)

59.3

Outdoor unit

Dimensions(W*D*H)

952x415x1333

Net weight(KG)

105.2

Number of rows radiator

2



T3 | GMCC

- 
High Efficiency
- 
R22
- 
65°C
- 
Healthy Filter
- 
Auto Restart
- 
Golden Fin
- 
Turbo Mode
- 
Rapid Cooling
- 
Quiet
- 
Easy Installation

Model name	GG-MW9000C ULTRA	GG-MW12000C ULTRA
Power supply(V-Ph-Hz)	220-240V, 50Hz, 1Ph	220-240V, 50Hz, 1Ph
Cooling		
Capacity(Btu/h)	9000	12000
Rated current(A)	4.5	7.0
EER(W/W)	2.6	2.08
Heating		
Capacity(Btu/h)	/	/
Rated current(A)	/	/
COP(W/W)	/	/
Compressor & Features		
Type	Rotary	Rotary
Brand	GMCC	GMCC
Indoor air flow(m3/h)	360	450
Indoor sound level(dB(A))	47	46
Refrigerant type	R22	R22
Loading Qty(40HQ)	572	342
Indoor unit		
Dimensions(W*D*H)	450*535*346	600*560*380
Net weight(KG)	27	36
Outdoor unit		
Dimensions(W*D*H)	/	/
Net weight(KG)	/	/
Number of rows radiator	/	/



T3 | GMCC

- 
High Efficiency
- 
R22
- 
65°C
- 
Healthy Filter
- 
Auto Restart
- 
Golden Fin
- 
Turbo Mode
- 
Rapid Cooling
- 
Quiet
- 
Easy Installation

Model name	GG-MW18000C ULTRA	GG-MW24000 ULTRA
Power supply(V-Ph-Hz)	220-240V, 50Hz, 1Ph	220-240V, 50Hz, 1Ph
Cooling		
Capacity(Btu/h)	18000	24000
Rated current(A)	11.02	12.5
EER(W/W)	1.92	1.90
Heating		
Capacity(Btu/h)	/	24000
Rated current(A)	/	15.7
COP(W/W)	/	0.89
Compressor & Features		
Type	Rotary	Rotary
Brand	GMCC	GMCC
Indoor air flow(m3/h)	730	805
Indoor sound level(dB(A))	50	55
Refrigerant type	R22	R22
Loading Qty(40HQ)	255	255
Indoor unit		
Dimensions(W*D*H)	660*680*428	660*680*428
Net weight(KG)	52	56.5
Outdoor unit		
Dimensions(W*D*H)	/	/
Net weight(KG)	/	/
Number of rows radiator	/	/

GENERAL GOLD

AIR CONDITIONERS

- نصب و ارسال رایگان
- 5 سال گارانتی کپرسور، 24 ماه قطعات
- پرداخت درب منزل (سراسر ایران)
- تحویل فوری (سراسر ایران)

2023
CATALOGUE