GENERAL

PRODUCT CATALOGUE 2021

AIR CONDITIONERS LINEUP

FUJITSU GENERAL LIMITED

FUJITSU GENERAL Way

Our Mission

Living together for our future

Through innovation and technology, we deliver a brighter future with the peace of mind to our customers and societies around the world.

Our Philosophy

Act Spontaneously

We embrace new challenges by investing in ourselves for personal growth, and through continuous creativity with a spontaneous attitude.

Develop Our Team

We respect and value our people, and optimize their abilities through fostering culture and diversity, and utilizing a collaborative effort focused on communication.

Value Integrity

To achieve our goals, we always act with integrity and shared ethics.

CONTENTS

OUR MESSAGE

for Clean

Innovation & Globalization

for Future

for Comfort

for Control

for Design

We create the comfort for the people all over the world by made-in-Japan quality and innovative manufacturing.

- History
- World Wide Locations
- Global Business Activities
- Project Reference
- Global Development & Production Bases
- High Quality Development & Production Facilities

Clean

Think About Air Quality

Fresh air is essential for comfortable air conditioning. Fujitsu General's air conditioning offers a wide range of products with air cleaning functions such as highly advanced filters and ventilation systems using heat exchangers.

Clean air by collecting dust particles

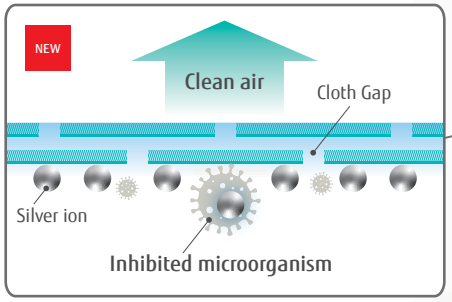

Silver Ion Filter

The Silver ion filter helps to keep indoor air free from viruses, bacteria and molds.
Notice: Not a result of experiments in an actual use environment. Silver ion filter inhibits activity or growth of microorganism, but do not prevent infection.

Plasma Air Clean

Air is cleaned with an electric dust collecting technology. Pollen, house dust and other tiny pollutants are collected and removed with static electricity.

Low concentration ozone is generated.

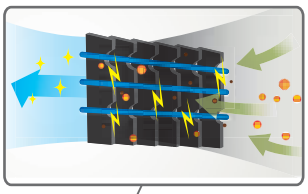

Apple-catechin Filter

The Apple-catechin filter uses static electricity to clean fine particles and dust in the air.

Using different filters at both sides

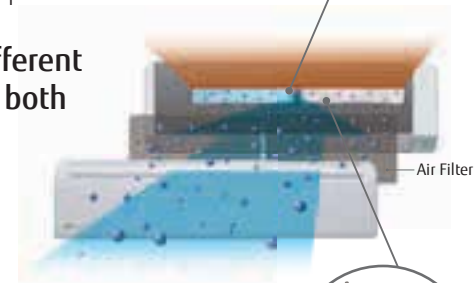

Ion Deodorization Filter

The filter deodorizes by powerfully decomposing absorbed odors using the oxidizing and reducing effects of ions generated by the ultra-fine-particle ceramic.

Ventilation with adequate airflow maintaining a subdued change in temperature

Heat Exchange Ventilation

When a room is cooled or heated, the exhausted cooling/heating energy is recovered by heat-exchange ventilation.

Heat exchanger

Adopts a highly efficient counter-flow heat exchange element

Air Handling Unit

The Air handling applications for AIRSTAGE™ system is the Fujitsu general offer to the most demanding installations, where energy efficiency meets with the highest comfort.

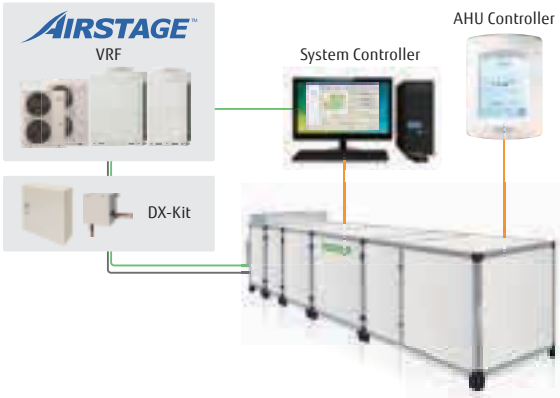

Future

Green Aspect for Refrigerant

We provide reliable technologies approved and cultivated in the European market where environmentally friendly regulations are very strict. We are working on making environmentally friendly products we can be proud of in the future in our research, development and manufacturing processes.

New refrigerant R32 for the reduction of the global warming potential.

- The ozone-depleting potential (ODP*1) is **0!**
- Environmental properties
- Performance
- Economic efficiency

*1 **ODP (Ozone-Depleting Potential):** This is the relative value indicating the impact of ozone-depleting substances per unit weight if they are emitted into the atmosphere when CFC-11 (trichlorofluoromethane, CCl3F) is considered to be 1.0.
*2 **GWP (Global-Warming Potential):** This is the number that indicates the global warming capability of other greenhouse gases with reference to carbon dioxide as the standard. This is the estimated integration value, which is indicated as a ratio to CO2, of the radiant energy given to the earth (i.e., impact on global warming).

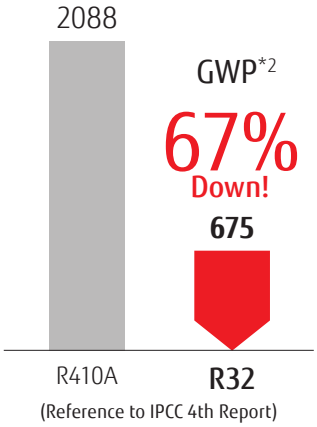

Our Pioneering Efforts Make Green Future

Approach to new energy efficiency standard Fujitsu General following the EU climate action plan 20/20/20 by 2020.

20% Less Primary Energy Use

Fujitsu General products with high efficiency and therefore low electricity

20% Less CO_2 Emissions

Fujitsu General products sharply following the F-gas regulation 517/2014

20% Share of Renewable Energy

Fujitsu General promoting air sourced heat pumps as renewable energy source heating systems

New Energy Labelling Requirement 626/2011/EU
Our Air Conditioners have reached the **"Class A"** ranking, the highest energy efficiency level that is now shown on energy labels in Europe.

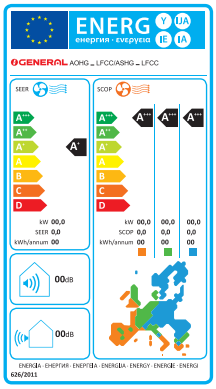

	SEER (Cooling mode)	SCOP (Heating mode)
A+++	SEER ≥ 8.50	SCOP ≥ 5.10
A++	6.10 ≤ SEER < 8.50	4.60 ≤ SCOP < 5.10
A+	5.60 ≤ SEER < 6.10	4.00 ≤ SCOP < 4.60
A	5.10 ≤ SEER < 5.60	3.40 ≤ SCOP < 4.00
B	4.60 ≤ SEER < 5.10	3.10 ≤ SCOP < 3.40
C	4.10 ≤ SEER < 4.60	2.80 ≤ SCOP < 3.10
D	3.60 ≤ SEER < 4.10	2.50 ≤ SCOP < 2.80
E	3.10 ≤ SEER < 3.60	2.20 ≤ SCOP < 2.50
F	2.60 ≤ SEER < 3.10	1.90 ≤ SCOP < 2.20
G	SEER < 2.60	SCOP < 1.90

Less is more (Space, Noise, Refrigerant)

VRF System outdoor units AIRSTAGE J-IVL

Less Space

Installation Flexibility

The top class compact dimensions of outdoor units from 8 to 18 HP capacity, keeping the building appearance as it is by improvement on the installation flexibility.

Less Refrigerant

Design with Small Refrigerant

Significantly reduce the system refrigerant volume by new small indoor unit, piping design and optimized heat exchanger volume design.

Less Noise

Top Class Low Operating Sound

Top class low operating sound is realized. Highly suited to densely populated areas thanks to their low operating sound.

Installation Space

Weight (18HP model)

System Refrigerant Volume

The minimized refrigerant volume may allow the application to prevent the installation of a refrigerant leak detector required under EN 378.

Sound Power Level (8HP model)



*1: J-IV models is compared with V Series outdoor unit 14/16/18 HP models. *2: J-IV 18 HP model is compared with V-IV 18 HP models. *3: Ex) In the case of 30 indoor units connection in 1 system (Outdoor unit: 12 HP, Indoor unit: 1 kW ×30, Total piping length: 277.5 m) • J-IV model is compared with current models. *4: J-IVL 8 HP model is compared with V Series outdoor unit 8 HP model.

Comfort

Comfortable Airflow Design

Fujitsu General has developed and commercialized numerous world-first technologies with a commitment to real comfort. This concept also applies to our designs. We will continue to pursue the possibilities of air conditioners and provide new comfort in the future.

3D Flow Cassette

3 Air Outlet Ports can be controlled individually

Using the "Comfortable airflow setting" function allows the left and right air outlet ports and the wide center air outlet ports to automatically create a comfortable space for improved comfort.



NEW

Cassette One-way Flow type

Wide airflow range by new triangle design & large flap

The large flap with triangularly arrayed louvers has a wider movable range and directs an airflow to the furthest corners of the room.

Cassette Circular Flow

Unique Circular Flow design

Cassette type realizes Circular Flow to blow large airflow in 360° direction by mounting high performance DC fan motor, turbo fan and unique seamless airflow louver design.

KX Series

Wall Mounted

Comfortable airflow control to prevent the body from being exposed to airflow

The comfortable space can be created with Hybrid Airflow, which combines different temperatures of air current and velocities.

*2

DUAL BLASTER

*1, *2, *3, *4, *5

Comfort by Design with Advanced Technology

Lambda Heat Exchanger*3

Power Diffuser*4

Filter Auto Clean*5

The Dual Side Fans*2

3 Air Outlet Ports*1

The Dual Side Fans equipped to our flagship "nocria X" model optimally control the airflow. Their distinctive form delivers comfortable airflow to the corners of room. The Power Diffuser opens the lower flap of the main unit to blow warm air downward. This heats up rooms from the floor to increase heating efficiency. Lambda Heat Exchanger improves the operating efficiency and expands the possibilities of design, such as compactness of indoor units. Moreover, we have developed the automatic cleaning of filters for the first time to ensure maintenance and operating efficiency. The airflow control system of "nocria X" is also applied to cassette type. 3 airflows create comfortable space. Fujitsu General is developing unique technologies to provide pleasant spaces.

*1: Announced 2018. In room air conditioner for the home (our company's investigation) *2: Announced 2012. In room air conditioner for the home (our company's investigation) *3: Announced 1994. In room air conditioner for the home (our company's investigation) *4: Announced 1991. In room air conditioner for the home (our company's investigation) *5: Announced 2002. In room air conditioner for the home (our company's investigation)

Control

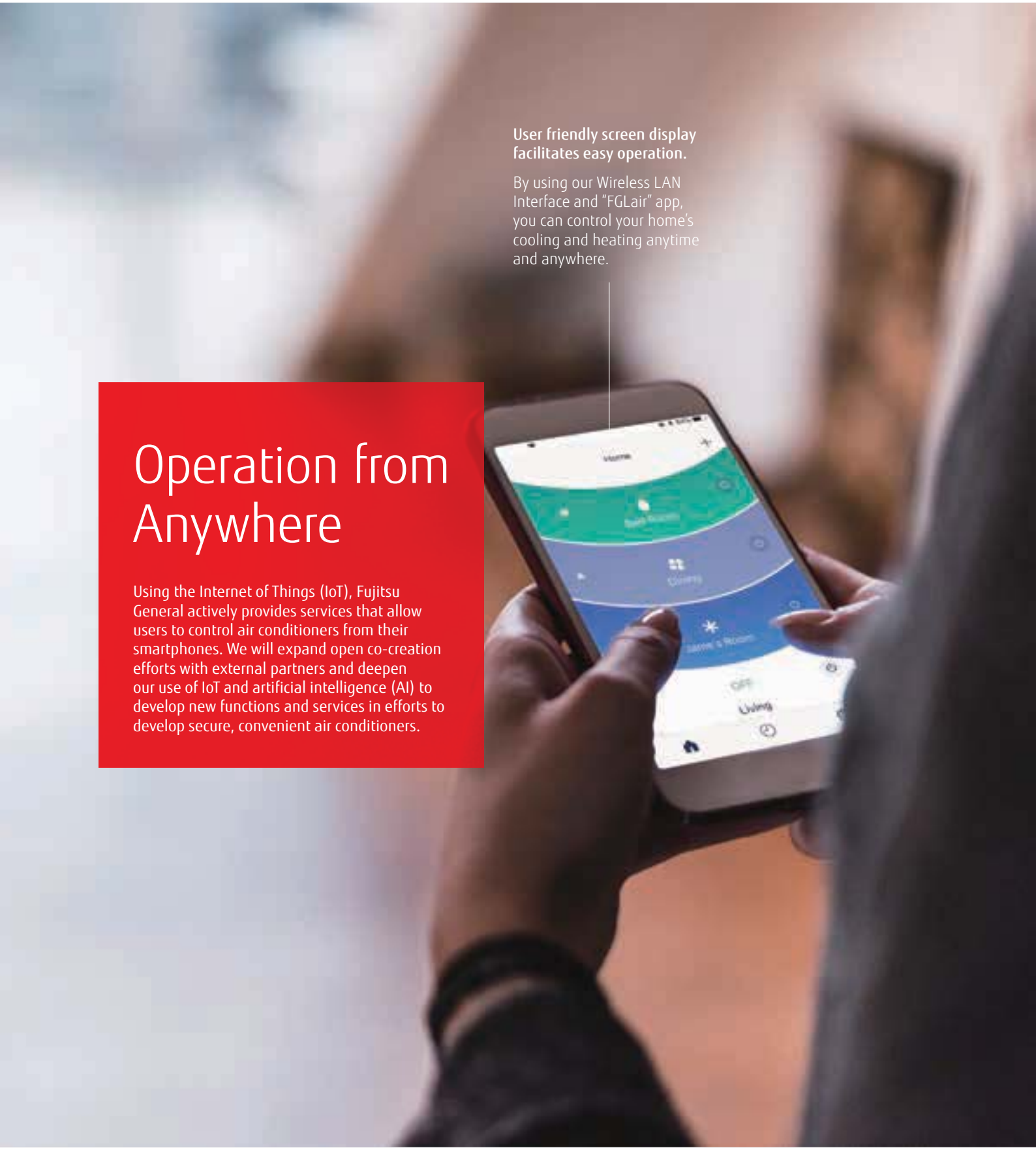

User friendly screen display facilitates easy operation.

By using our Wireless LAN Interface and "FGLair" app, you can control your home's cooling and heating anytime and anywhere.

Operation from Anywhere

Using the Internet of Things (IoT), Fujitsu General actively provides services that allow users to control air conditioners from their smartphones. We will expand open co-creation efforts with external partners and deepen our use of IoT and artificial intelligence (AI) to develop new functions and services in efforts to develop secure, convenient air conditioners.

If you forget to turn off your system before you left your home - no problem!

"FGLair" is an application software that enables you to operate the Fujitsu General's air conditioner(s) with a mobile device from anywhere out of your home or when you are on travelling.

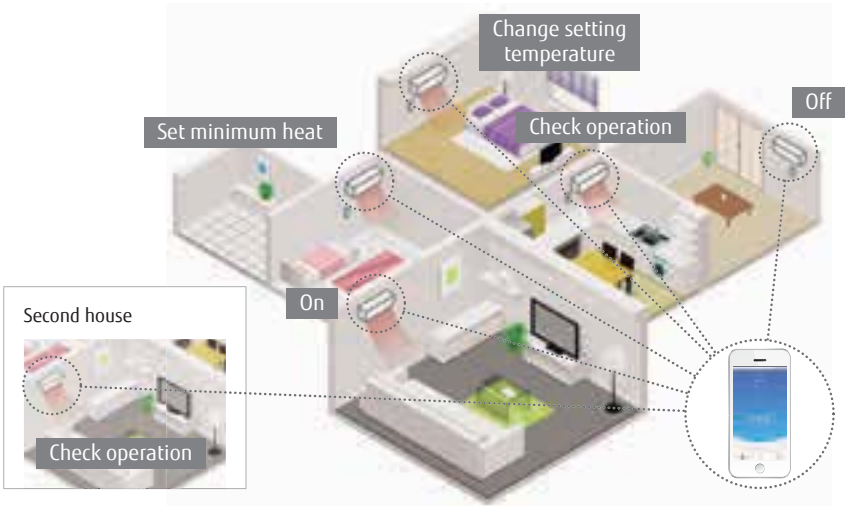

Wireless LAN Interface

The exclusive Wireless LAN adaptor enables to operate the air conditioner by smartphone or tablet PC from outside.



+

FGLair™

Download Free

Download on the App Store | Google play

Compact Wired Remote Controller

Large screen and simple display

- Although the size is compact, the screen is large
- Large letters makes it easy to see
- Operation is simple and easy-to-understand

Central Remote Controller for VRF

Central Remote Controller allows many menus to display on the top screen by adopting touch panel screen. Necessary window pops up only by touching the menu you want to operate. More intuitive operation can be performed.

Remote monitoring/
Remote operation

New central remote controller can control your tenant's air conditioner anytime and anywhere.

Design

Beautiful Space Design

Fujitsu General provides the well-designed model with special texture for Europe, the design-award-winning product suitable for the room interiors, and the various designed Cassette type matched to office space. We also have the lineup with elegant design models such as the Ceiling model with beautiful curved surface.



KE Series

Wall Mounted

KE Designer Series

What we aim is a well-designed air conditioner especially for Europe. It is different from Japanese one harmonized with its surroundings and it appeals comfortable elegant feeling in the room. Light-elegant and three-dimensional expression composed of curved surface is beautiful from anywhere.

CMF: Color Material Finish

The texture of the front panel expresses craftmanship existing in Europe.The texture changes the expression by the changing light of the day.

Design Award winning products

Wall Mounted, Design models



KG Series

GOOD DESIGN

KM Series

GOOD DESIGN

LT Series

reddot design award winner 2012

Light Elegant Design

New Design Ceiling

Light-elegant and three-dimensional expression composed of curved surface gives comfort and wellbeing.

reddot winner 2020

Various Cassette Design

This fits grid ceiling system.
Compact Cassette
Grid type

Beautiful designs from all angles.
Cassette Circular Flow
White color panel

For ambiences with dim lightings.
Cassette Circular Flow
Black color panel

History 1936 Established as Yaou Shouten Ltd.

Overseas Air Conditioning Business since 1971

1960: Air conditioning business starts. Japan-domestic business starts.

1971 Air conditioner exports to Middle East.

1977 "Super Power, Super Quiet" Series

1982 Window type 3 Super Series

AL/AX Series

1985 Large wall mounted and multi air conditioner introduced.

WORLD'S FIRST *1,*2 **1991** Air conditioner with the world's first lambda heat exchanger

1994 Air conditioner with the world's first power diffuser

2001 AIRSTAGE™ Series is released. VRF air conditioners for large-sized buildings.

AIRSTAGE™

WORLD'S FIRST *3 **2002** Air conditioner with the world's first automatic self-cleaning filter system

nocria™



2004 Standalone type small VRF AIRSTAGE™ J Series is released.

AIRSTAGE J

2006 VRF Heat Pump type Maximum 42 HP AIRSTAGE™ V Series is released.

AIRSTAGE V

2009 Heat Pump Modular type Maximum 48 HP AIRSTAGE™ V-II Series is released.

2009 Air to Water system is released.

WATERSTAGE™

1950 ~ | 1970 ~ | 2000 ~

Manufacturing Company Establishment

1955 Headquarters in Kawasaki

1964 Electronic components factory in Ichinoseki

1977 Air conditioner manufacturing company in Hamamatsu (now Hamamatsu business office.)

1991 Air conditioner manufacturing company in Thailand.

1994 Air conditioner manufacturing company in Shanghai, China.

1998 Air conditioner motor manufacturing company in Thailand.

2006 VRF air conditioner manufacturer, sale, and service company in China.

2007 Air conditioner technology building completed on Main Office group. Air conditioner R&D Center in Kawasaki

2009 Operation of compressor factory begins in Thailand.

Fujitsu General (U.K.) Co., Ltd. (U.K.)

Fujitsu General (EURO) GmbH

Sales & Service Maintenance Company Establishment

1976 North America sales company

1977 Europe sales company (UK)

1978 Australia sales company / Europe sales company (Germany)

1980 Brazil sales company

1997 Asia sales company (Singapore)

1998 Middle East sales company (UAE) / New Zealand sales company

2000 Air conditioner manufacturing and sale technical partnership in India

2002 Taiwan sales company

2006 China sales company

*1: Announced 1991. In room air conditioner for the home (our company's investigation) *2: Announced 1994. In room air conditioner for the home (our company's investigation)
*3: Announced 2002. In room air conditioner for the home (our company's investigation)

2010 ~

For Light Commercial

2011 High energy saving type AIRSTAGE™ J-II Series is released.

2014 Small & lightweight outdoor unit AIRSTAGE™ J-IIS that has improved easy installation with a single fan

2016 Small VRF AIRSTAGE™ J-III that has advanced energy saving and easy installation is released.

2017-19 Small VRF AIRSTAGE™ J-IIIL suitable for diverse light commercial properties is released.

2020 Small & lightweight outdoor unit AIRSTAGE™ J-IVL, J-IV, J-IVS outdoor units released.

*4

2019
New cassette style released.
3D Flow Cassette

For Commercial

2012 Heat Recovery Modular type AIRSTAGE™ VR-II Maximum 48 HP is released.

2014-15 Heat Pump Modular type AIRSTAGE™ V-III Maximum 54 HP ideal for large properties is released

2020
AIRSTAGE™ Air Handling unit released.

2020 Heat Recovery type AIRSTAGE™ VR-IV Maximum 48 HP is released.

For Residential

2011 Hi-spec Design models LT Series & LU Series is released.

2017 Flagship Wall Mounted models nocria™ X is released.

2017-19 Environment-friendly new refrigerant R32 models are added. (Split & Multi-split type)

*5

2021 New Topic

For Light Commercial

AIRSTAGE

The new triangle design cassette One-way Flow type released.



For Commercial

For Residential

Multi-split and Air to Water Comfort Series 10 kW class released.

3-unit, 4-unit, 5-unit Multi-split

Air to Water Comfort series 10 kW class

Compact designed Heat pump. Air to Water Monobloc type released.

WATERSTAGE

8 kW

5 kW/6 kW

2012 Joint venture in Thailand to manufacture compressors

2016 Commercial use air conditioner R&D Center in Thailand

2019 Construction of new building to strengthen development capabilities at Kawasaki head office:

Base to create new value by combining internal and external knowledge

2020 Construction of Manufacturing That Utilizes the IoT:

We will introduce a real-time IoT System to immediately visualize and analyze a variety of information.

Fujitsu General (Thailand) Co., Ltd. (Thailand) FACTORY-2

2016 THE AIRSTAGE on Broadway in New York

*4: Announced 2018. In room air conditioner for the home (Our company's investigation) *5: Announced 2012. In room air conditioner for the home (Our company's investigation)

World Wide Locations

Promoting Globalization from a global perspective while emphasizing the actual local situation in the field under the aim of advancing our five-base system (Europe, Middle East, Asia & Oceania, America, and Japan)

JAPAN Head Office

Technology Research Building (Japan)

18 Overseas Sales Companies

Fujitsu General Sales & Trading (Shanghai) Co., Ltd.

Fujitsu General (Taiwan) Co., Ltd. (Taiwan)

Fujitsu General (Thailand) Co.,Ltd. Bangkok Office (Thailand)

Fujitsu General (Asia) PTE. Ltd. (Singapore)

Fujitsu General (EURO) GmbH (Germany)

Fujitsu General Air Conditioning (UK) Ltd. (U.K.)

Fujitsu General Commercial Air Conditioning Italia S.p.A. (Italy)

Fujitsu General (India) Private Ltd. (India)

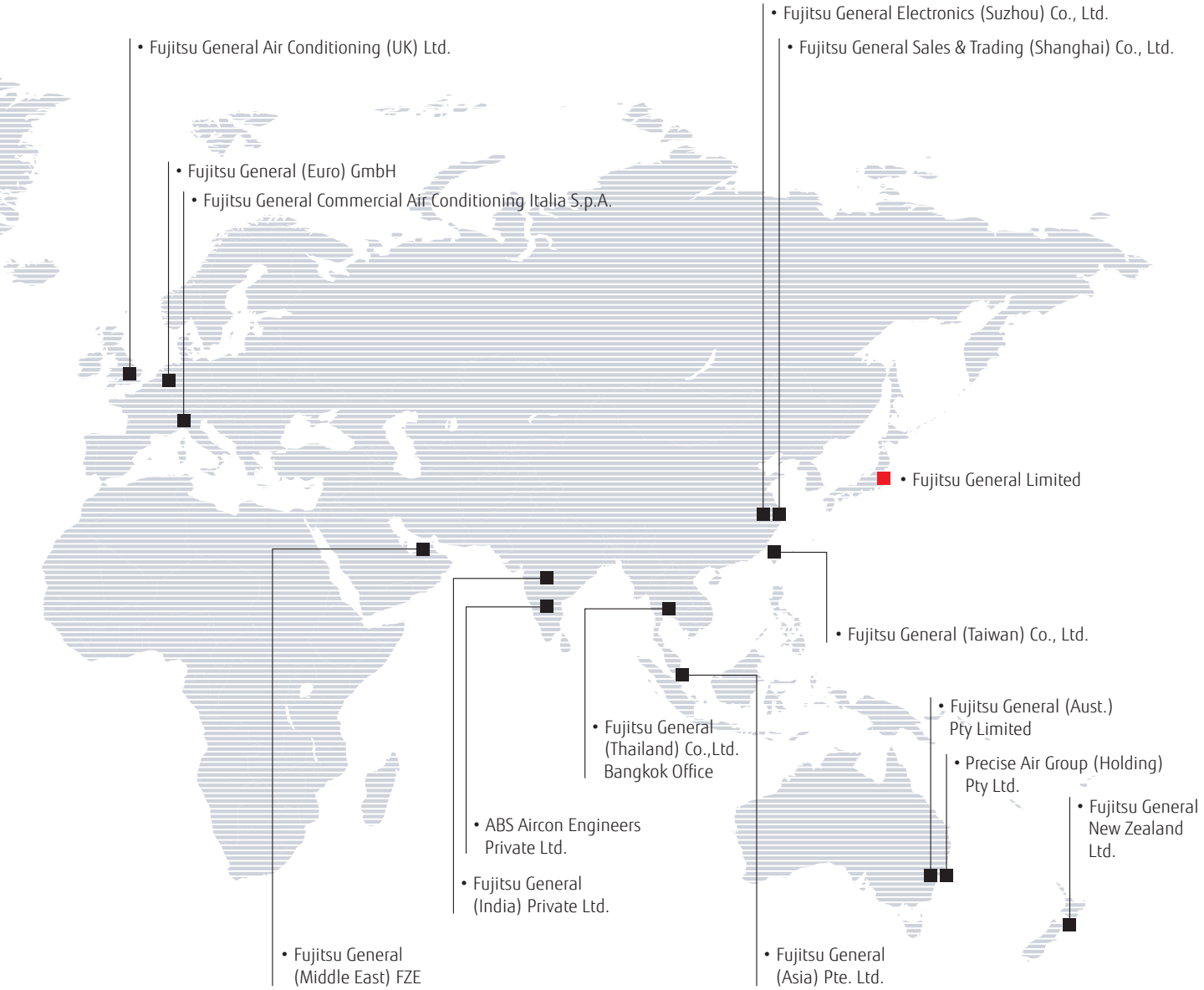


Fujitsu General (Aust.) Pty Ltd. (Australia)


Precise Air Group (Holding) Pty Ltd. (Australia)


Fujitsu General New Zealand Ltd. (New Zealand)


Fujitsu General (Middle East) FZE (U.A.E.)


FUJITSU GENERAL SOLUTION CENTER "THE AIRSTAGE" (U.S.A.)


ABS Aircon Engineers Private Ltd. (India)


Fujitsu General Do Brasil Ltda.(Brasil)


Fujitsu General America, Inc. (U.S.A.)

Global Business Activities

We are engaging in advertising, human resource development, CS activities, and social contribution activities worldwide.
These activities have been recognized throughout different regions by the awards we have been honored with.

North/South America

AHR Expo

HVAC trade show in Brasil


Distributor meeting


Call center

Middle East


Exhibition

Dealer Convention in Kuwait

Technical seminar


Training for dealers

Europe

HVAC trade show in Europe countries


Presentation & training

International authoritative design awards


"Dealer Design Awards" of "the NEWS"


Gold Award (Category: HVAC & PLUMBING) in Reader's Choice Awards


TOP OF MIND 2016" First prize in "MARCA DE EQUIPAMENTODE AR-CONDICIONADO" category of "CLIMATIZACAO" division

Super brand is the world's largest independent arbiter of branding

The iF Product Design Award is given each year by "iF International Forum Design GmbH" for industrial products from around the world.

The Plus X Award is the world's largest innovation award for technology, sports and lifestyle.

Asia

New Product Presentation Meeting


HVAC trade show in Europe countries

Dealer Convention in Thailand

ACR Show


Training

Oceania

HVAC trade show in Australia


Charity (Christchurch)


Service & Maintenance


Call center

reddot winner 2020

The product design competition has existed since 1955. Its award, the "red dot", is an internationally recognized quality seal.


Coolworld Industry Awards "Most Efficient Air Conditioner"

Canstar Blue Most Satisfied Customers Award


China State Construction Engineering Luban Prize

GOOD DESIGN

The Good Design Award is sponsored by the Japan Institute of Design Promotion and is awarded once a year for an item of excellent design.

Project Reference

Fujitsu General's Products have been installed in over 50 countries worldwide.

Our product is popular because of its high quality, energy saving, and easy installation, and so has been installed in a wide range of building types including high-rise office buildings, stores, hotels, public facilities, schools, hospitals and residential.

1


2


3


4

6


5


7

For Light Commercial

1 Bank in Europe
2 Museum in Europe
3 School in Asia
4 Hospital in Asia
5 School in Middle East
6 Shop in Oceania
7 Pablic Facility in U.S.A.

For Commercial

8 Hotel in Asia
9 Office in Asia
10 Apartment in Oceania
11 Apartment in Oceania
12 Pablic Facility in Asia
13 Hotel in Middle East



For Residential

14 Residential in Oceania
15 Residential in U.S.A.
16 Villa in Middle East

Global Development
& Production Bases

R&D centers are set up in five countries of Japan, Europe, Asia, China and North America in the world. We pursue the environmental property and comfort to meet each area needs.

- Head Office
- R&D Center
- Manufacturing Companies

R&D Center & Technology Research Building


R&D Center in Fujitsu General (EURO) GmbH (Germany)


North America R&D Center (U.S.A.)


Fujitsu General Air Conditioning R&D (Thailand) Co., Ltd. (Thailand)


R&D Center in Fujitsu General (Shanghai)


JAPAN Head Office, R&D Center and 60 m Height Difference Testing Tower (Japan)

Construction of Manufacturing That Utilizes the IoT

We will introduce a real-time IoT System to immediately visualize and analyze a variety of information (e.g., the facility operating situation, production progress on assembly lines, and the inventory and transportation situation of parts). This will enhance the accuracy of production and shipping forecasts in the Head Office and Factory Management Department. In addition, we will also utilize this in the improvement activities of employees in production sites with the aim of improving the productivity efficiency, parts distribution efficiency and facility operating ratio.

Technology Research Building
in Japan Head Office



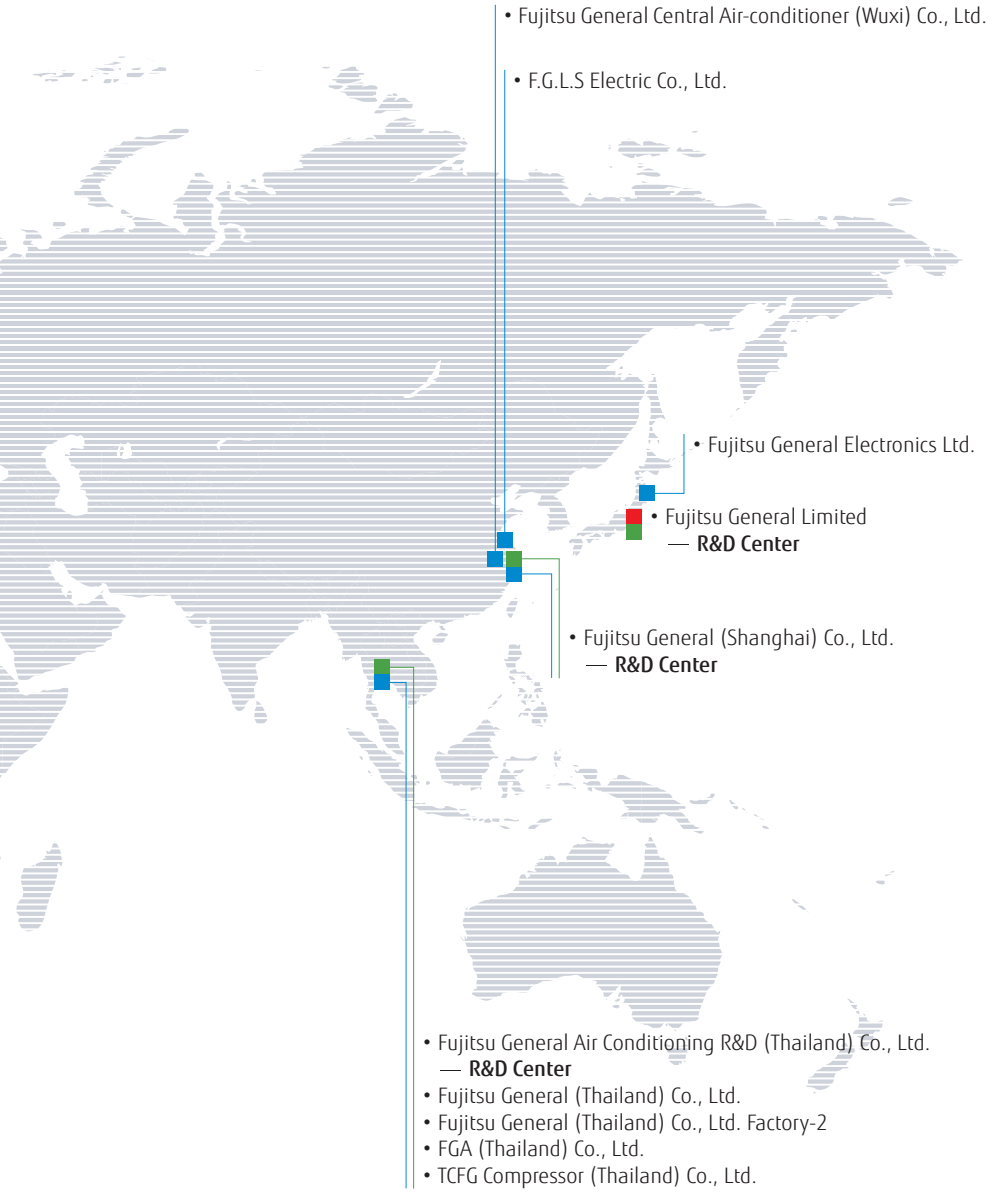

Manufacturing Companies


Fujitsu General (Shanghai) Co., Ltd. (China)


F.G.L.S. Electric Co., Ltd. (China)


Fujitsu General Central Air-conditioner (Wuxi) Co., Ltd. (China)


Fujitsu General Electronics Ltd. (Japan)


Fujitsu General (Thailand) Co., Ltd. (Thailand) FACTORY-2


Fujitsu General (Thailand) Co., Ltd. (Thailand)

FGA (Thailand) Co., Ltd. (Thailand)


Fujitsu General Air Conditioning R&D (Thailand) Co., Ltd. (Thailand)


TCFG Compressor (Thailand) Co.,Ltd. (Thailand)

High Quality Development
& Production Facilities

Advanced Research Facility and Equipment

Fujitsu General is one of Japan's leading manufacturers with an R&D Center in Japan. We provide customers with the highest quality and performance using these facilities.

Performance Testing

Air Volume Measurement Room
Measure air volumes of the air conditioners from compact room air conditioner models to VRF.

Calorimeter
Measure the cooling/heating capacity by measuring the inlet and outlet temperatures, humidity, and air volume of the air conditioner.

Silent Room
Measure the operating sounds of air conditioners with the sound reflection-proof walls and ceiling.

Reliability Testing

Constant Temperature Room
Check on the product performance in cooling/heating operation under the various temperature and humidity conditions.

Practical Test Room
Check on whether the air conditioners performance under the actual house conditions is sustainable.

Shower Test Room
Check on whether the electrical box of the outdoor unit is protected by rain waters with Typhoon like wind.

Transportation & Handling

Compressibility testing

Vibration testing

Technology Research Building
in Japan Head Office

Testing Laboratory

Fujitsu General EMC Laboratory Limited

60 m Height Difference Testing Tower

It is a facility makes mounting tests under installation conditions where the height difference between the indoor unit and outdoor unit of the air conditioner is large.

Acquisition of ISO 9001 and ISO 14001

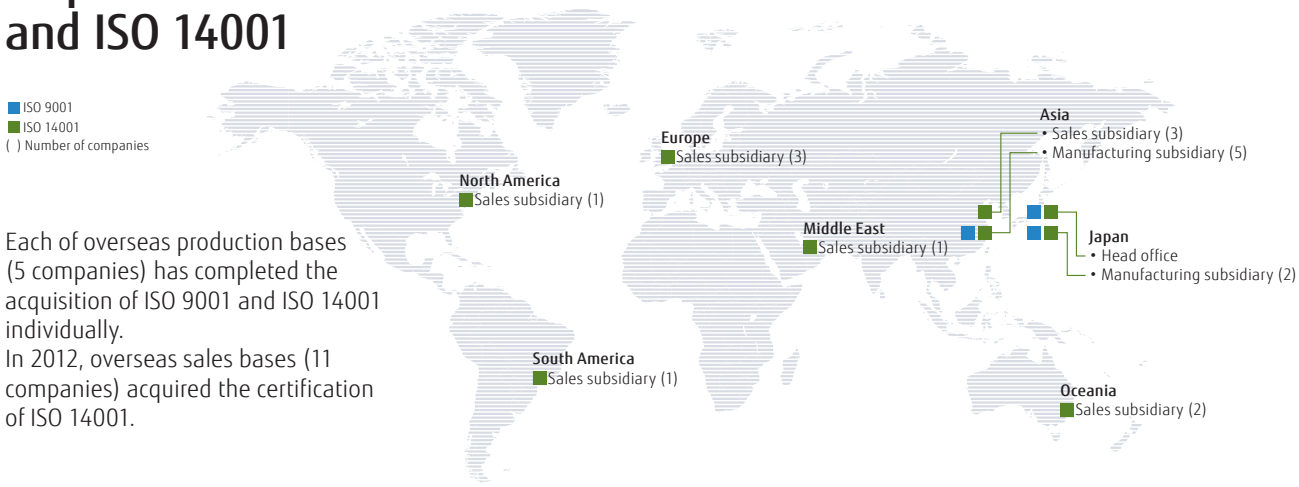

Each of overseas production bases (5 companies) has completed the acquisition of ISO 9001 and ISO 14001 individually.
In 2012, overseas sales bases (11 companies) acquired the certification of ISO 14001.

High Product Quality Assurance

All Fujitsu General factories have acquired ISO 9001, and have built a quality control system common around the world. High quality products are offered to all over the world based on stringent quality inspections.

Receiving inspection

Parts procurement requires a supplier's test report. European regulation RoHS inspection is also performed by special test department in-house. Total number inspection is performed especially on main parts to remove defectives.

Stringent product quality inspection

Stringent quality inspection is carried out at all production processes. High quality is maintained by stringent checks by inspectors and repetitive inspection.

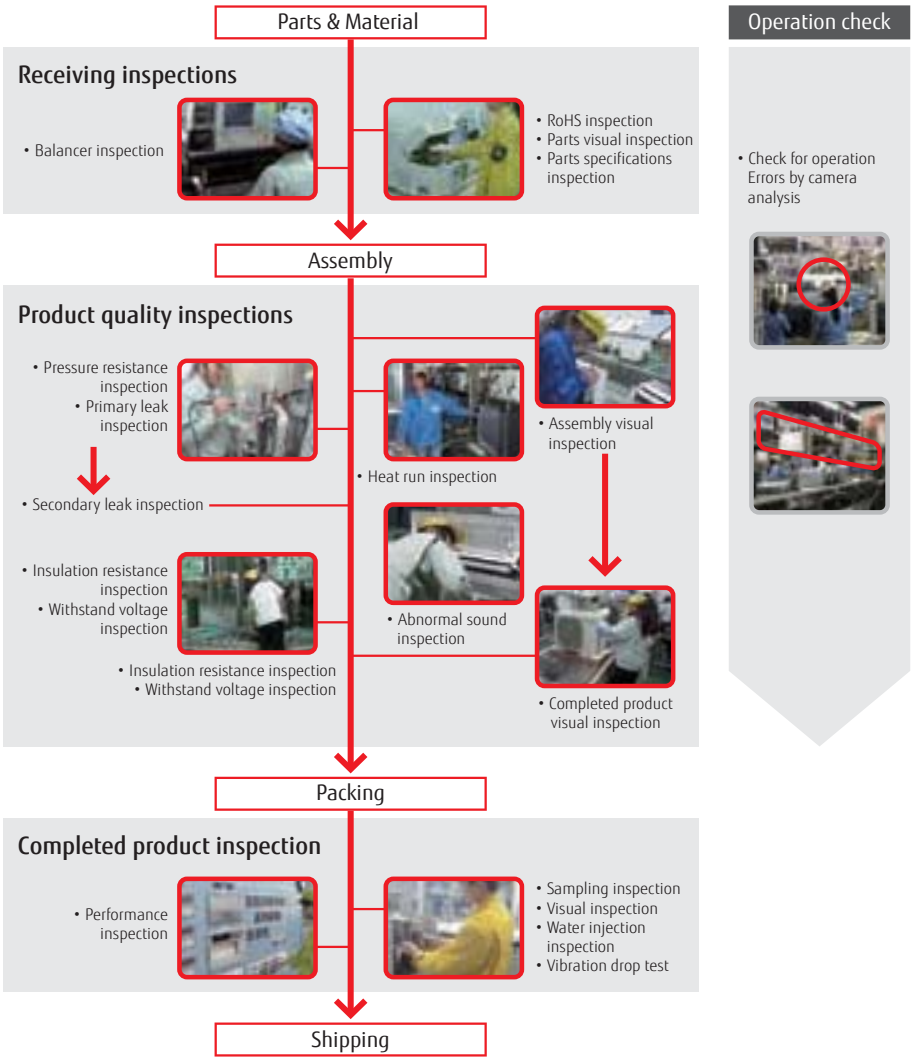

Multi-split indoor unit
Wall mounted Standard series
High efficiency & Large room
24kBTU

2021 New Products

SPLIT

Floor

Compact & Comfort

S-046

- 9/12/14 class 3 models
- High energy efficiency
- New type Wireless LAN adaptor (option)
- R32 refrigerant & low refrigerant volume

MULTI-SPLIT

2-unit to 5-unit Multi-split type Indoor units

M-011, 022, 023

Wall mounted Standard Series
- 3 models
- Capacity range from 18kBTU to 24kBTU

Floor
- 3 models
- Capacity range from 9kBTU to 14kBTU

Ceiling
- 2 models
- Capacity range from 18kBTU to 22kBTU

Medium static pressure duct
- Capacity range is 22kBTU

Wall mounted Standard series
18/22/24kBTU

Floor
09/12/14kBTU

Ceiling
18/22kBTU

Medium static pressure duct
22kBTU

Multi-split type 3-unit, 4-unit, 5-unit

M-010~013

- 18-36 class, 4 models
- High energy saving
- R32 refrigerant model & less refrigerant charge
- Slim & Compact design outdoor unit
- Flexible installation

3-unit 18/24 class

4-unit 30 class
5-unit 36 class

VRF

AIRSTAGE Indoor unit
Cassette One-way Flow type

V-062

- 7 models
- Capacity range from 1.1 kW to 7.1 kW class
- Compact chassis size
- Wide airflow range
- Low noise operation


1.1 - 3.6 kW class


4.5 - 7.1 kW class

CONTROL SYSTEM

MODBUS® Interface

C-016

- Can be installed on DIN rail easily due to small and compact size.
- No separate external power supply required.
- The MODBUS® Interface permits central monitoring and control of air conditioners from BMS.


CN connector type

KNX® Interface

C-017

- Simple installation due to small and compact size.
- No separate external power supply required (just KNX bus power).


CN connector type


IR type

Wireless LAN Interface

C-018

- It is the most advanced solution to remotely manage an Air Conditioning system using all kind of mobile devices such as Smartphones, Tablets and PC


CN connector type


IR type

Multi Protocol
Wireless LAN Interfaces


3 wire RC line type | CN connector type | IR type

BACnet® Gateway

C-020

- BACnet® Gateway enables to connect a BMS and Fujitsu General split/multi-split/VRF system.


CN connector type

BACnet® / MODBUS® Router & Cloud Device

C-040, 041

Router


For BACnet® For MODBUS®

Cloud Device

Multi Protocol LAN Interfaces

C-039

MODBUS® & KNX® Convertor for VRF

C-042, 043

Pressure Sensor Kit

C-058

External Power Supply Unit

C-059

REFRIGERANT R32

AIR TO WATER

WATERSTAGE

Split type & Split DHW Integrated type Comfort Series 10 kW class

W-012, 018

- 10 kW class 1 model outdoor unit
- Advanced heating capability at low outside temperature
- Enhanced anti-freezing functions in cold areas
- Compact & Quiet design against the noise when being operated at night

WATERSTAGE

Monobloc type 5, 6 kW & 8 kW class

W-038

- Single phase 5/6/8 kW class 3 models
- All DC inverter technology
- High energy saving
- Low ambient operation
- Compact chassis size

From Business to Private Spaces

SOLUTIONS

Solution Point

We provide Fujitsu General total solutions for the property unique needs.

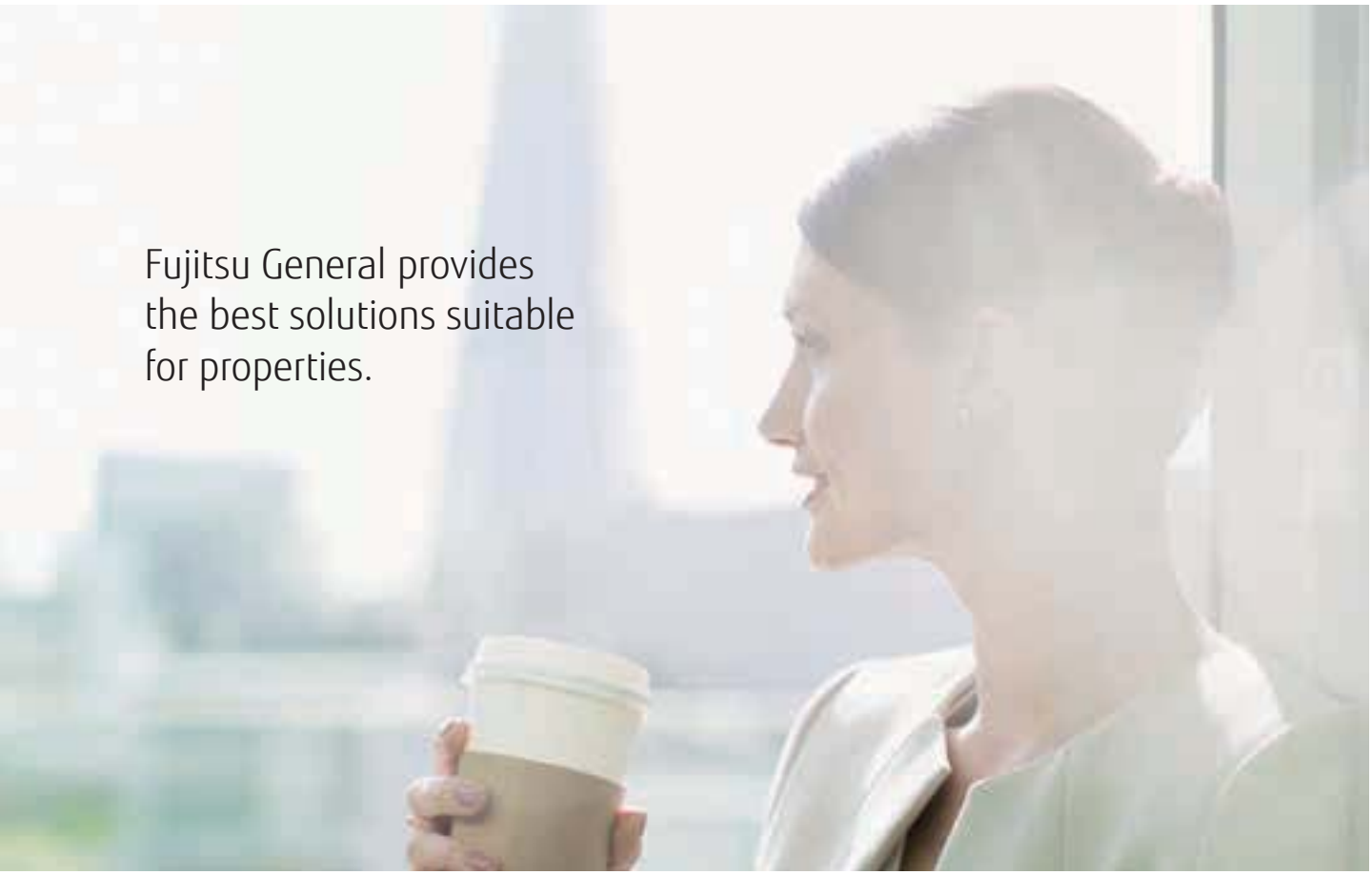

Target Properties

A casual conversation with a colleague at work

A presentation in a large meeting room

A restaurant you dropped by when going out Your regular living room

We have a lineup of air conditioners ideal for all these situations – from business to private spaces.
The air conditioners of Fujitsu General can be found in various settings of life.

For Light Commercial

We offer comfortable and economical air conditioning systems focused on small to medium-sized buildings.

For Commercial

We provide single and modular type VRF systems designed for high efficiency, comfort, freedom of design, easy installation and high reliability.

For Residential

We provide smart air conditioning systems with a wide range of control options for comfortable control and convenient use.

Restaurant, Shops

For Light Commercial

Fujitsu General provides perfect total air conditioning systems that offer smooth support by tenant, by purpose and by customer visit frequency in shops and restaurants with multiple lighting and a high density of customers.

Single Split

For Restaurant

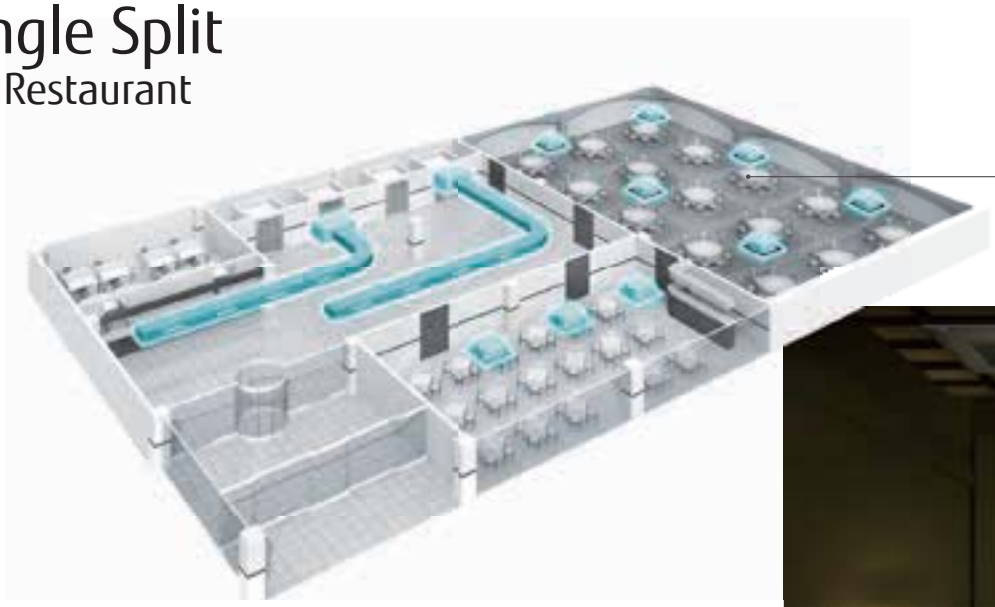

Circular Flow Cassette Series

Compact Cassette

reddot winner 2020

Ceiling

Circular Flow Cassette Series
For ambiences with dim lightings

For bright Interior rooms etc.

R32 large models lineup expanded

The lineup of new celing type, cassette type and duct type suitable for large spaces has been expanded by adding models that use the environmentally-friendly new refrigerant R32.

Mini Duct

Slim Duct

Medium Static Pressure Duct

High Static Pressure Duct

Color variations by two panels

Both black and white panels are available for Cassette type. Black panel is suitable for the dark place such as a restaurant with atmosphere. White panel is usually used at bright areas such as offices. (Available to single split and VRF indoor units)

Simultaneous Multi-split
For Shops

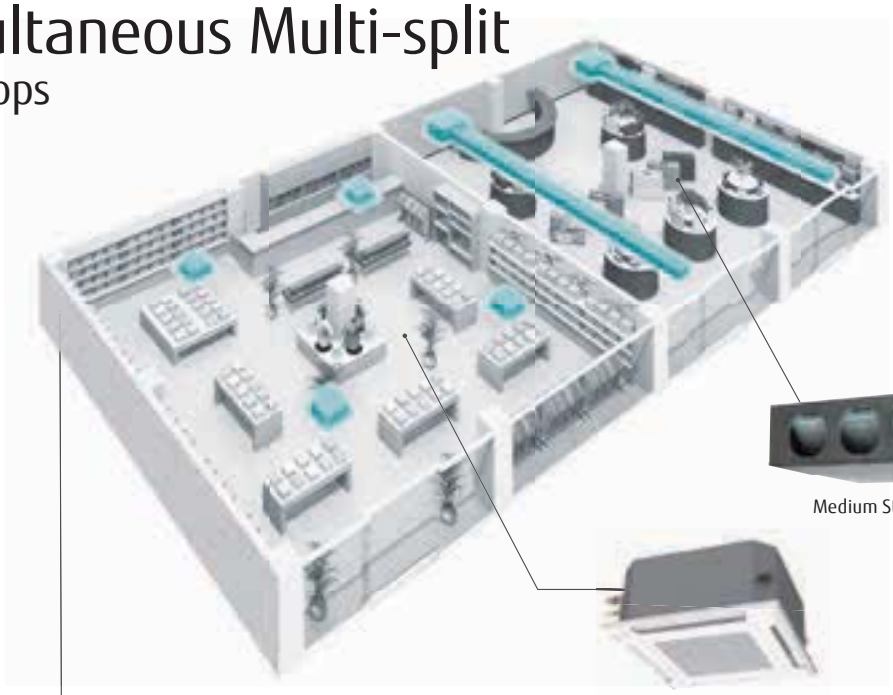


Medium Static Pressure Duct

Compact Cassette


Twin 36 class
(Single phase)


Twin/Triple 45/54 class
(Single phase)

Various indoor unit lineup

We provide 3 types of indoor units.
You can select them to suit the atmosphere and layout of your shop.


Slim Duct

Small and light weight outdoor unit

Models using new refrigerant R32.
Compared to the current models the outdoor unit is more compact and easier to install. (45/54 models)
A compact cassette grid type for grid ceiling systems was added for indoor unit lineup and ease of installation was improved.


Current model


New 45/54 models

Height
-22.7%


Image

Small Offices

For Light Commercial

Fujitsu General provides perfect total air conditioning systems that take into account energy saving, low noise, comfortable airflow, small room application and centralized control for small-sized office buildings with many small rooms.

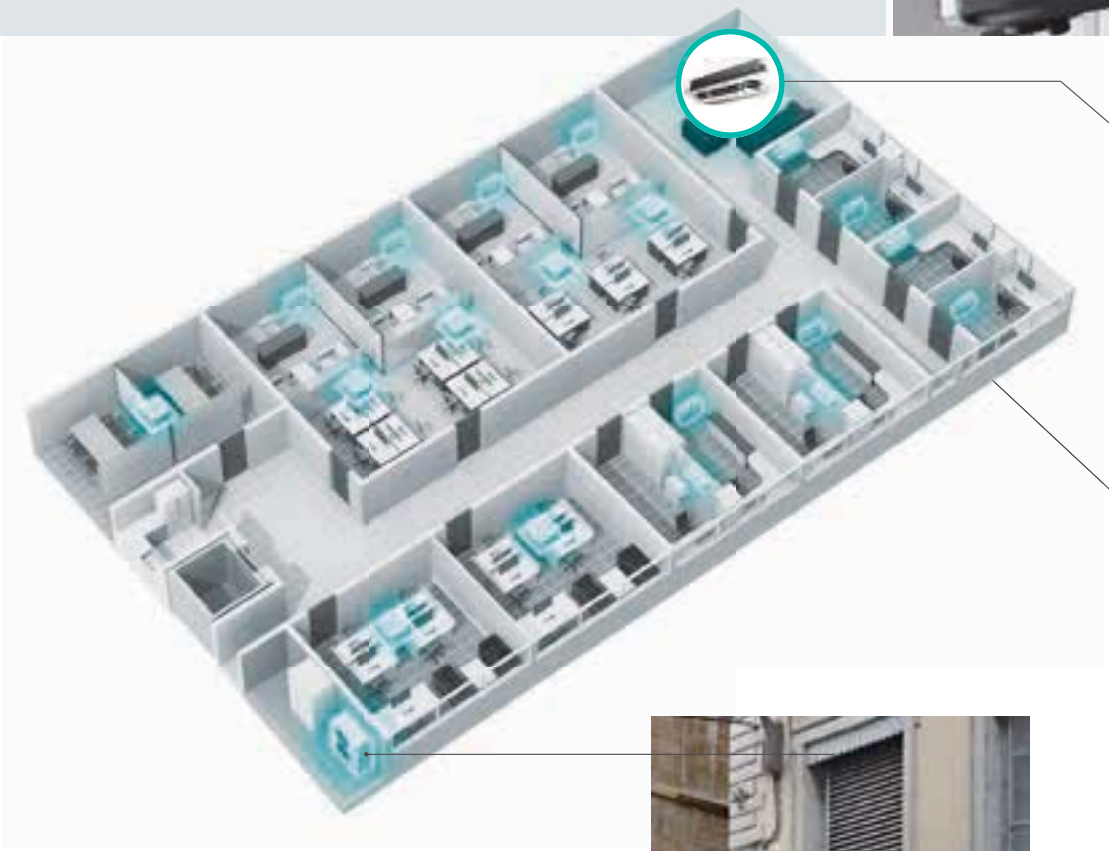



J-IV

J-IVL

J-IVL
High capacity model

AIRSTAGE™ J Series Up to 18 HP by compact outdoor unit

Small VRF system is suitable for the buildings with many small rooms. Maximum 42* indoor units can be connected.

*Only J-IVL 18 HP model

Compact and low noise design outdoor unit

This compact outdoor unit does not take up much space even if installed in a machine room or on the rooftop. This unit secures enough static pressure even if there are louvers. Low noise operation is possible at nighttime by a low noise mode.

New style 3D flow cassette provides more comfort

The left and right air outlet ports with maximum 100° rotation angle and the wide center air outlet port can minimize uneven temperature to create a comfortable space.

Various indoor units lineup for low capacity class

Various range of low capacity 1.1 kW indoor units to suit small rooms or spaces.

Wall Mounted

Compact Floor

Compact Cassette Grid Type

Central Remote Controller UTY-DCGGZ2

Centralized remote controller with improved operability

Temperature management of each room and one week operation control management/settings are supported easily. This controller makes energy saving management possible with upper/lower temperature limit settings and operation prohibited settings.

LAN

PC

Control and monitoring

The same management as with the main unit is possible even if you are at your desk. Non-administrators can also operate the air conditioners with a PC, Smartphone or tablet.

Tablet PC

Smartphone

*Wireless LAN support : Future release

New Compact wired remote controller

The size is compact but the screen is large and easy to operate. Stylish design that fits the interior.

Hotels

For Light Commercial

Fujitsu General provides perfect total air conditioning systems that take into account comfort, energy saving, external appearance, safety and easy installation for small low-rise hotels.

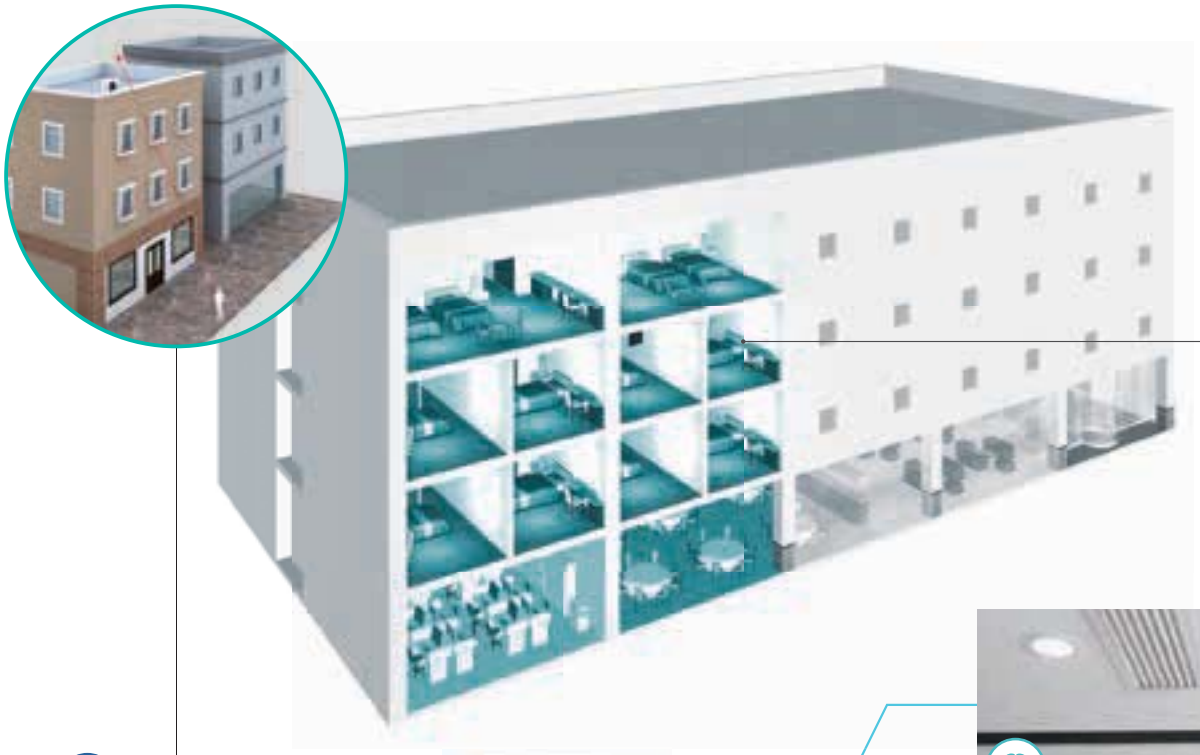

J-IV

J-IVL

J-IVL
High capacity model

AIRSTAGE™ J Series appearance-oriented compact outdoor unit

Due to the lowest and most compact design in the industry, the appearance of hotel is not damaged even when installed on the building.

Ventilation of the whole hotel supported

Outdoor air processing is essential in hotel spaces with a high degree of airtightness. The DX-Kit can link up with air conditioners to ensure sufficient ventilation. This system can be expanded.

EEV unit

Control unit

Guest room air conditioning with excellent comfort, energy saving and easy installation

Space saving
Mini duct type with 198 mm height and 450 mm depth. This can be installed in narrow ceiling space easily.


Mini Duct

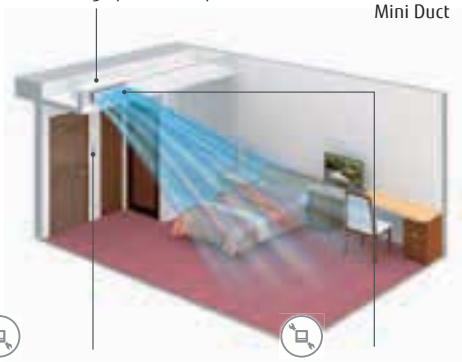

Card key switch available
Using the card key prevents you from forgetting to switch off the air conditioner.


Use of an external connect switch

Comfortable airflow that switches up and down air directions
The Auto Louver Grille Kit achieves comfortable airflow by adjusting the air direction.


Auto Louver Grille Kit




Cassette One-way Flow type

Compact chassis size & Low noise operation
They produce little noise during operation, which makes them an ideal choice for use in hotel rooms.

Centralized control of air conditioning in shared spaces

Air conditioning in shared spaces such as lobbies and hallways is controlled centrally. Temperature and operating conditions can be managed without the adjustment by guests.


System Controller

Simple Remote Controller with sophisticated design

Suitable for hotels or offices as it is easily operated with no complex functions.
Large LCD screen & simple operation buttons White colored backlight on monitor enable easy operation in dark.

Large space air conditioning in the reception and lobby

Ultra-large duct type single split system suitable for large spaces with high ceilings

School

For Light Commercial

Fujitsu General provides the optimal number of connected indoor units for mid-sized educational institutions. The degree of freedom of the installation location selection is improved with a compact design that minimizes the installation area. Even one outdoor unit can cover the entire school building.

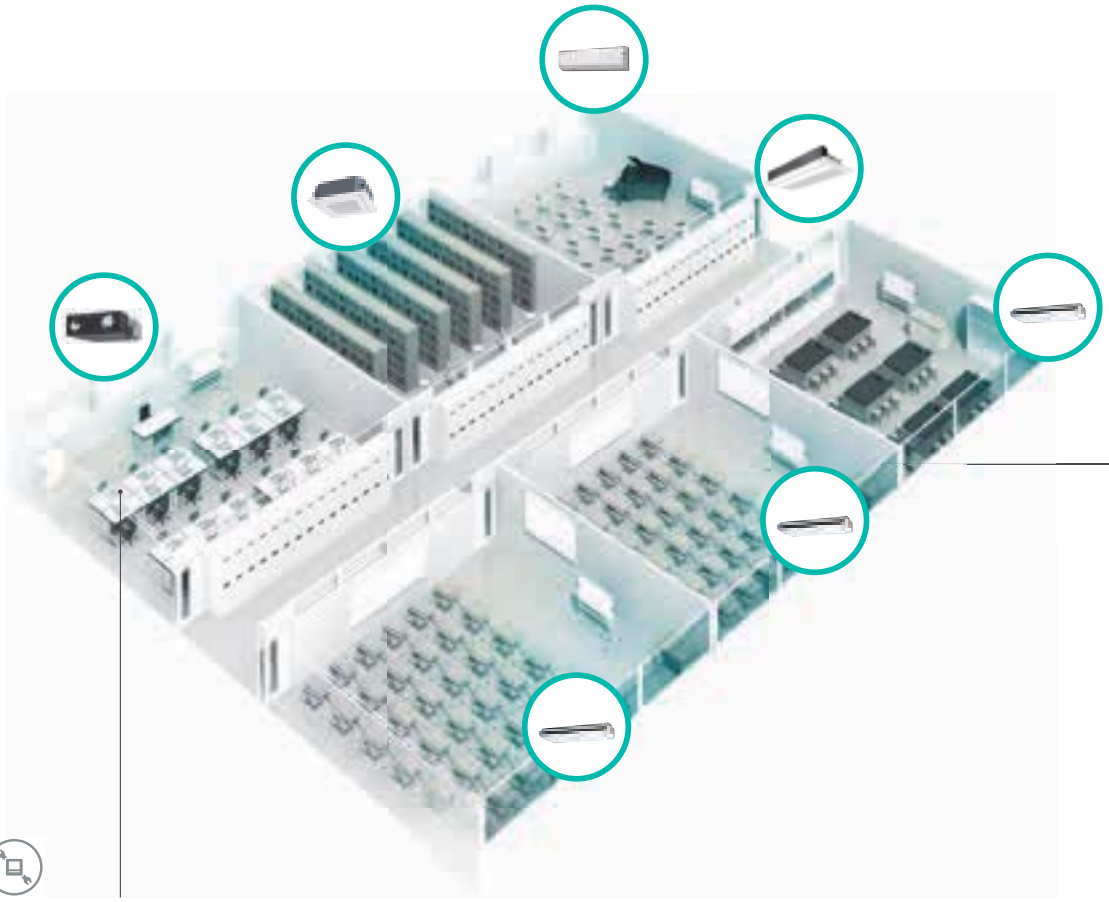

Centralized control of both air conditioning and ventilation equipment

It is possible to perform centralized control to stop the operation of lighting and ventilation equipment in addition to air conditioners. This is useful in energy saving management over the whole building.



System Controller Lite

Cassette One-way Flow type

Mini Duct

Ceiling

Wall Mounted

Various indoor units

We have a lineup of indoor units that can also support complex applications – from normal classrooms to special classrooms and auditoriums. Air conditioners can be also added easily.

Circular Flow Cassette

Comfortable room air conditioning without airflow feeling

Circular Flow Cassette blows out in all directions without temperature unevenness

Individual airflow direction control to prevent people from being exposed to airflow

Energy saving operation when there are no people by linking up with human sensor

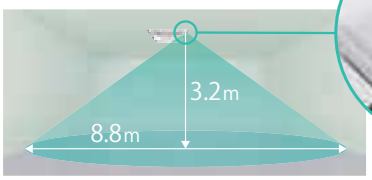

Human sensor (Option)

Large Building

For Commercial

Fujitsu General provides modular type VRF systems that seek high efficiency, comfort, design freedom, easy installation and reliability for skyscraper buildings.

Abundant lineup suitable to match the operating environment

VRF Series lineup to meet various needs such as energy saving-orientated models and models compatible with a high outdoor air temperature of 52°C*

*: V-III Tropical model only

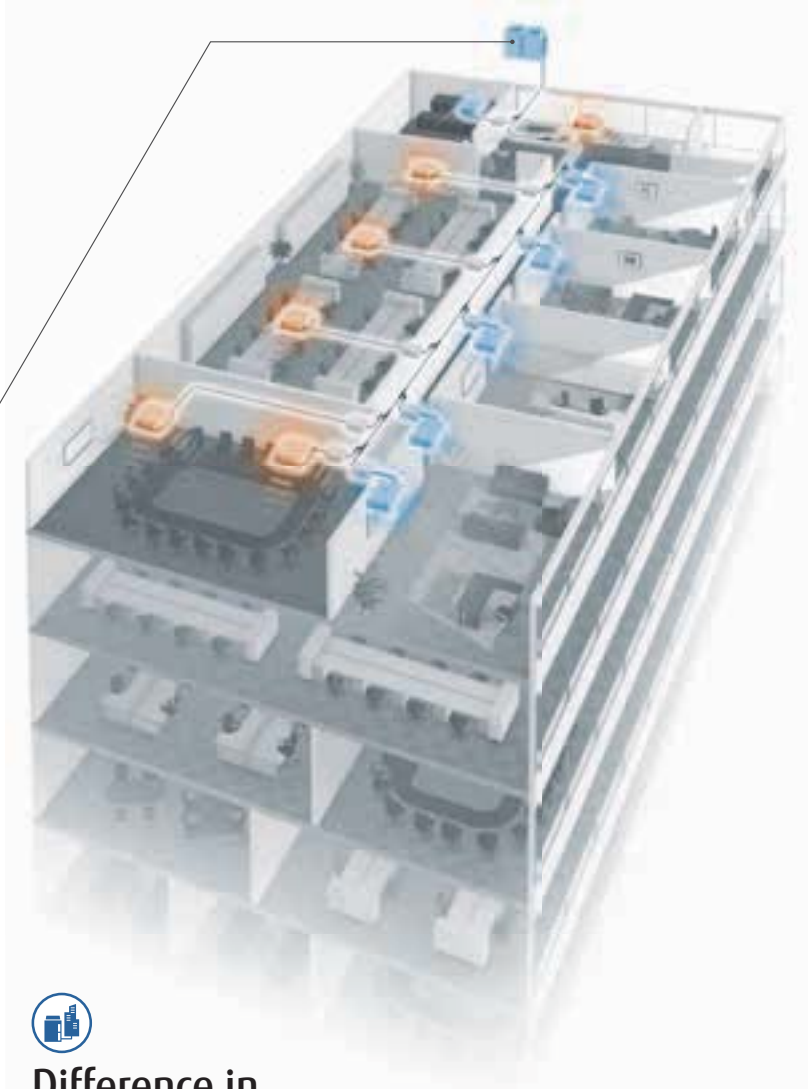

AIRSTAGE™ VR-IV

Smart and cutting-edge design. Extensive lineup from 8 HP to 48 HP in 2 HP increment. Connectable indoor unit capacity ratio up to 150%

8 HP - 48 HP 34 Models

- Space saving combination: 8 HP to 48 HP/21 models
- Energy efficiency combination: 16 HP to 44 HP/13 models

AIRSTAGE™ V-III

AIRSTAGE™ V-III TROPICAL SPEC

8 HP - 54 HP 39 Models

- Space saving combination: 8 HP to 54 HP/24 models
- Energy efficiency combination: 16 HP to 46 HP/ 15 models

Difference in height Up to 110 m

NEW

The height difference between the outdoor unit and the indoor unit is usually 50 m for the V-III series, but by installing the pressure sensor kit it is possible to expand it to 110 m.

*This product can only be used connected to the V-III series.

Pressure Sensor Kit

Centralized control

Not only indoor units in the building but also facilities such as ventilation can be controlled easily by anyone.

System Controller
(UTY-APGXZ1)

System Controller Lite
(UTY-ALGXZ1 & UTY-PLGXX2)



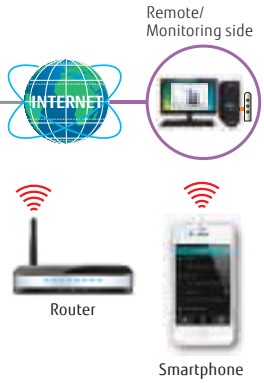

Link up with a variety of BMS

Centralized control including facilities and equipment in addition to air conditioning is possible by linking up with MODBUS, BACnet, KNX and other various interfaces.

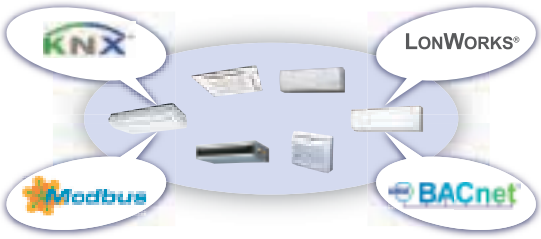

High system flexibility

Flexible installation on each floor and installation of diverse indoor units are possible through the industry's top class high static pressure, long piping design and connection capacity.

82* Pa

*: V-III, 80Pa for VR-IV



Rapid service support

The air conditioning of the entire building can be monitored remotely with Web Monitoring Tool and System Controller. Rapid response for emergency is possible by a self-diagnosis in advance in cooperation with a management company.

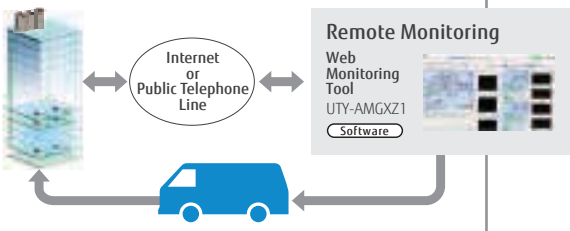

Residence

For Apartment & House

Fujitsu General provides the products that match spaces and the rhythm of life from living rooms where the whole family relaxes to small rooms such as bedrooms and children's rooms.

Various indoor units suitable for the characteristics of each room

For Living Room & Dining Room

KE Series

Cool Beauty Design Models
What we aim is a well-designed air conditioner especially for Europe. Light-elegant and three-dimensional expression composed of curved surface is beautiful from anywhere

KM Series

For Large Room

Standard & Comfort
Optimum for large spaces by basic functions and powerful & comfortable airflow control

KG Series GOOD DESIGN

For Master Bed Room or Living Room

Good Design & Silent Model
High performance and low noise model with an emphasis on its design

KM Series GOOD DESIGN

KP Series

For Bed Room or Home Office

Standard & ECO Range Series
High performance and compact design model for compact spaces such as bed room or home office.

Outdoor units suitable for residential environments

R32 Multi-split type released

Models using the environmentally-friendly new refrigerant R32 were released. Many new Indoor units with improved visual design were added to the indoor unit lineup.

Operation from anywhere

With a single smartphone, you can check the operating status of not only your home air conditioner, but also the air conditioners in your second house and your parental home (up to 24 air conditioners).

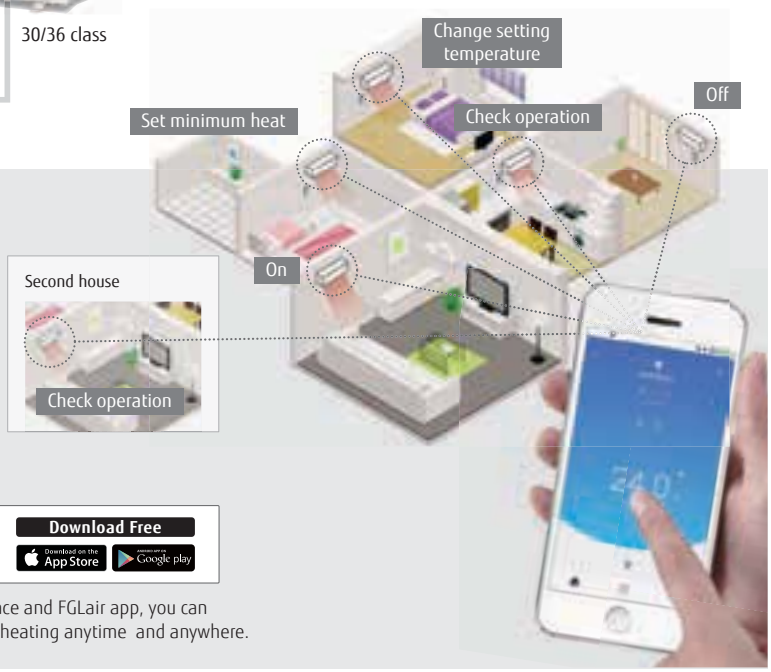

Wireless LAN Interface (USB)

+ FGLair™ Download Free App Store Google play

By using our Wireless LAN Interface and FGLair app, you can control your home's cooling and heating anytime and anywhere.

Light Commercial & Residential

SPLIT & MULTI-SPLIT

Energy saving design to provide a comfortable indoor environment while being environment-friendly.

An air conditioner that is people-friendly is also environment-friendly. Fujitsu General meets various needs for from living rooms and bedrooms to stores, small offices and hotels.

SPLIT
- Refrigerant type R32 models
  - Wall Mounted
  - Cassette
  - Duct
  - Floor
  - Ceiling
- Refrigerant type R410A models
  - Duct

MULTI-SPLIT
- Refrigerant type R32 models
  - 2-unit to 5-unit Multi-split
  - Simultaneous Multi-split Twin/Triple
- Refrigerant type R410A models
  - 6-unit to 8-unit Multi-split
  - Simultaneous Multi-split Twin/Triple/Double Twin



SPLIT

SPLIT & MULTI-SPLIT

Light Commercial & Residential

FUJITSU GENERAL LIMITED

Light Commercial & Residential

SPLIT

Refrigerant type R32 models

Wall Mounted

Cassette

Duct

Floor, Ceiling

Refrigerant type R410A models

Duct

Split Overview

Fujitsu General provides its customers with 6 types and 128 models air conditioning system ideal for various customer applications and layout. Environment-friendly new refrigerant R32 models are added.

Wall Mounted, Designer Series, Cool Beauty Design



Ceiling

Wall Mounted

Installation work is simple and easy for wall mounted type. We have pursued airflow control and energy saving including our dual side fan equipped flagship models. At the same time, their flat and simple designs that match the interior are also attractive. We have a lineup with many models that have adopted the new environmentally friendly R32 refrigerant.

Duct

The main unit of this type cannot be seen, so your interior will feel clear. We have Mini Duct and Slim Duct models available to also enable installation in narrow spaces in beams or above the ceiling. For a large model suitable for air conditioning vast spaces, multiple outlets can be installed by only one unit. Therefore, these models are recommended for unusual room layout.

Cassette

Cassette type adapts to the interior. This type blows air in four directions to perform the air conditioning of entire spaces evenly. We have a variety of series including Compact models that have adopted a new design panel to match grid ceilings and Circular Flow models that deliver air in 360° directions.

Floor

Floor type with compact and slim design is suitable for installation in both residential and commercial. This model is recommended as heating device because it blows warm airflow from both above and below outlets.

Ceiling

Installation work is as easy as with wall mounted type. This model can be installed neatly because it has a thin design with a height of 240 mm. It delivers a powerful wind far away from a wide outlet. Therefore, this model is ideal for oblong rooms such as large meeting rooms and audiovisual rooms with depth.

Indoor Units Lineup

Type	Series	Refrigerant	Model	Class 7	Class 9	Class 12
Wall Mounted	**Flagship Series** **nocria X**	R32				ASHG12KXCA
	Designer Series High Spec & Design	R32		ASHG07KGTB	ASHG09KGTB	ASHG12KGTB
	Designer Series Cool Beauty Design	R32		ASHG07KETA ASHG07KETA-B	ASHG09KETA ASHG09KETA-B	ASHG12KETA ASHG12KETA-B
	Standard Series High Efficiency & Comfort	R32		ASHG07KMCC*	ASHG09KMCC*	ASHG12KMCC*
	Standard Series High Efficiency & Large Room	R32				
	Standard Series High Efficiency & Large Room	R32				
	ECO Series Compact & Comfort	R32		ASHG07KPCA	ASHG09KPCA	ASHG12KPCA
	ECO Series Comfort for Large Room	R32				
Cassette	**Compact 4-way Flow Series** Compact & Comfort	R32			AUXG09KVLA	AUXG12KVLA
	Circular Flow Series Comfort for Large Room	R32	18/22/24 30/36/45/54			
Duct	**Slim Duct**	R32	09/12/14 18		ARXG09KLLAP	ARXG12KLLAP
	Medium Static Pressure Duct Compact & Comfort	R32	12/14 18/22/24/30 36/45/54			ARXG12KHTAP
	Medium Static Pressure Duct Standard	R32				
	High Static Pressure Duct	R32				
		R410A				
	Big Duct	R410A				
Floor Compact & Comfort		R32			AGHG09KVCA	AGHG12KVCA
Ceiling		R32	18/22 24/30 36/45/54			

FUJITSU GENERAL (Euro) GmbH participates in the ECP program for VRF.
Check ongoing validity of certificate:
www.eurovent-certification.com
*Models so marked are not ECC certified.

	Class										
	14	18	22	24	30	36	45	54	60	72	90
ASHG14KGTB											
ASHG14KETA ASHG14KETA-B											
ASHG14KMCC*											
		ASHG18KMTB		ASHG24KMTB							
					ASHG30KMTA	ASHG36KMTA					
		ASHG18KLCA*		ASHG24KLCA*							
AUXG14KVLA		AUXG18KVLA	AUXG22KVLA	AUXG24KVLA							
		AUXG18KRLB	AUXG22KRLB	AUXG24KRLB	AUXG30KRLB	AUXG36KRLB	AUXG45KRLB	AUXG54KRLB			
ARXG14KLLAP		ARXG18KLLAP									
ARXG14KHTAP		ARXG18KHTAP	ARXG22KHTAP	ARXG24KHTAP	ARXG30KHTAP	ARXG36KHTAP	ARXG45KHTAP	ARXG54KHTAP			
			ARXG22KMLB	ARXG24KMLA	ARXG30KMLA	ARXG36KMLA	ARXG45KMLA				
							ARXG45KHTA	ARXG54KHTA			
									ARHG60LHTA		
										ARHG72LHTA*	ARHG90LHTA*
AGHG14KVCA											
		ABHG18KRTA	ABHG22KRTA	ABHG24KRTA	ABHG30KRTA	ABHG36KRTA	ABHG45KRTA	ABHG54KRTA			

Feature

High Efficiency

ALL DC All DC Inverter Technology

DC twin rotary compressor

The high efficiency DC inverter type "2-cylinder rotary compressor" is used for our product ranges. It has achieved higher energy efficiency compared with similar compressors by optimizing the structure inside the compressor.

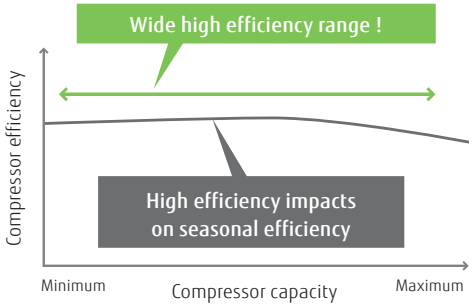

DC fan motor

DC fan motor produces high power, wide operating range, and high efficiency.

Sine-wave DC inverter control

High efficiency operation is realized by using a sine wave DC inverter control.

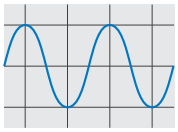

Heat Exchanger for Wall Mounted

High density multi-path heat exchanger

Heat exchange performance is substantially improved by thin and high-density heat exchanger and multi-path efficiency technology.

High performance sub-cool heat exchanger

Higher performance achieved by mounting of counter type bypass circuit. (Large multi-split type, VRF)

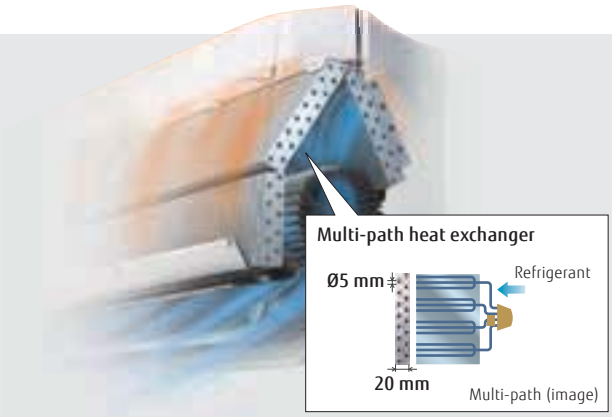

High Energy Saving

Human sensor control

Human sensor catches movements of people in a room, and operates with lower capacity when people leave the room. When people come back to the room, it automatically returns to the previous operating mode.

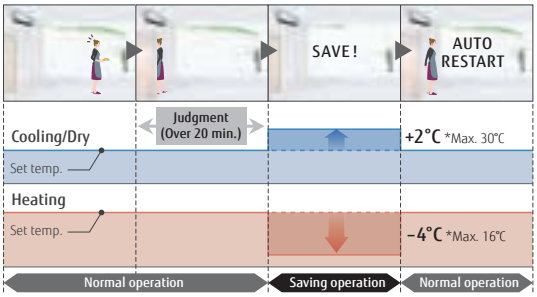

Economy operation

Limits the maximum operation current, and the power consumption is cut down and the maximum load is suppressed.

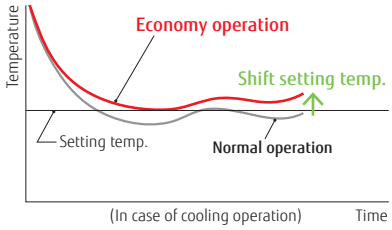

Room temperature set point limitation

The minimum and maximum temperature range can be set giving further energy saving while considering the comfort of the occupants.

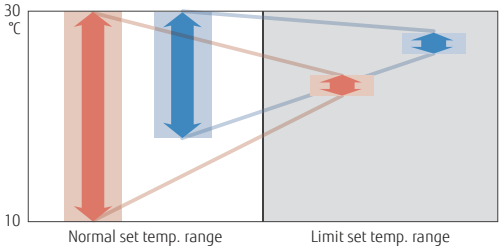

Set temperature auto return

- The setting temperature automatically returns to the previous setting temperature.
- The time range in which the set temperature can be changed is 10 to 120 minutes.

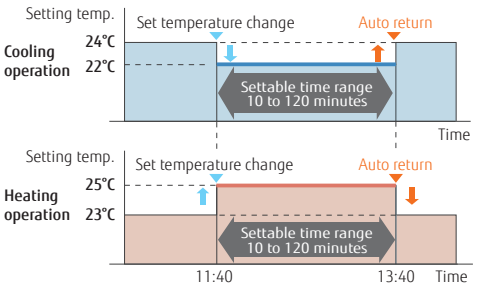

Auto-off timer

- The indoor unit is turned off automatically when it reaches to the preset operating time frame.
- The time frame of the "Auto off timer" can be flexibly scheduled.
- Off time can be set from 30 to 240 minutes.

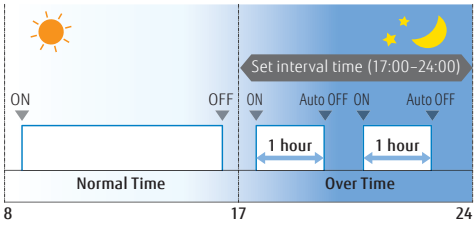

More Comfort



Powerful heating

High heating capacity is realized even at low outdoor temperature by mounting a large heat exchanger or large DC rotary compressor and developing high performance inverter PCB

Power diffuser

Precision wind direction control is realized and ventilation efficiency is also improved by 3 technologies. Our airflow control makes your environment more comfortable.

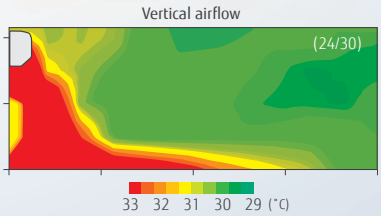

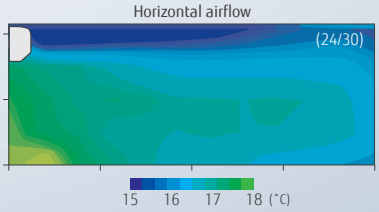

Powerful operation

Continuous operation by maximum airflow and maximum compressor speed after a certain period of time allows the temperature to reach the setting temp. quickly.

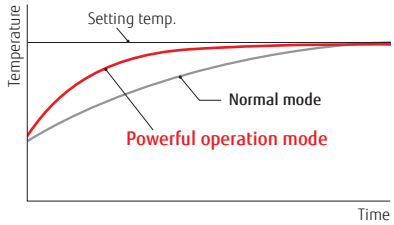

10°C Heat operation

When you leave, minimum heating operation is performed to maintain the room temperature. (Maintained at 10°C)

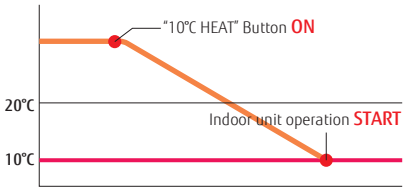

Uniform air conditioning

Circular airflow to achieve uniform air conditioning without temperature unevenness in workspaces

Quiet and Comfort Control

Low Noise Technology

Outdoor unit fan

Outdoor unit fan design with little separation vortex, fan control to minimize the air volume and top class low noise



Air stabilizer in Duct

Low noise duct structure with a built-in air stabilizer



Outdoor unit low noise operation

Users can choose low noise levels, depending on the installation environment. The operation time can be set using the timer.

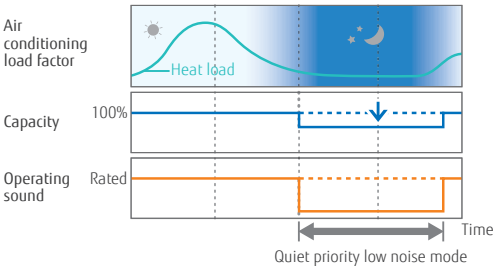

Auto-changeover function

At Auto setting, the cooling/heating mode is automatically switched according to the set temperature and room temperature.

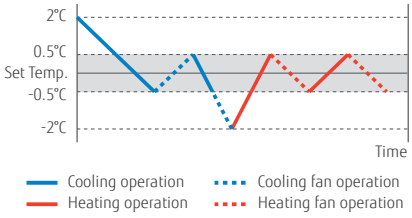

Fresh air intake for Cassette, Duct, Ceiling

Fresh air can be taken in by a fan which can be connected using external control unit.

Fresh Air Intake kit

Feature Explanation

Energy Saving Function

Dual side fans
The comfortable space can be created with Hybrid Airflow, which combines different temperatures of air current and velocities.

Save human sensor
Human sensor detects the movement of people in the room and judges whether the energy saving operation.

Save & Stop human sensor
Human sensor (option) detects movement of people in the room and decides whether to save energy or stop the unit.

Economy mode
Thermostat setting automatically changes according to the temperature to avoid unnecessary cooling and heating.

Room temperature set point limitation
The minimum and maximum temperature range can be set giving further energy saving while considering the comfort of the occupants.

Set temperature auto return
The setting temperature automatically returns to the previously set temperature.

Comfortable Function

Powerful heating
Keeping the rated heating capacity even when the outdoor ambient temperature is -7℃.

Power diffuser
An additional louver that opens based on monitoring sensors to quickly enhance immediate comfort needs.

Server room operation
Interlock operation is possible by connecting 2 indoor units even in the low temperature.

Powerful mode
Operation at maximum air flow and compressor speed, and quickly makes the room comfortable.

10℃ HEAT operation
The room temperature can be set to go no lower than 10℃, thus ensuring that the room does not get too cold when not occupied.

Low noise mode
Sound noise level of outdoor unit can be selected.

Auto-changeover
The unit automatically switches between heating and cooling modes based on your temperature setting and the room temperature.

Up/down swing flaps
The up/down flaps automatically swing up and down.

Double swing automatic
Complex swing action of flaps enables automatically to swing both horizontal and vertical directions.

Automatic fan speed
The micro-computer automatically adjusts the airflow effectively to follow the changes of room temperature.

Auto restart
In the event of a temporary power failure, the air conditioner will automatically restart in the same operating mode as before, once power supply is restored.

Connectable fresh air duct
Outside air can be introduced by attaching Locally purchased duct to fresh air knockout and optional part.

Fresh air intake
Fresh air can be taken in by a fan which can be connected using external control unit.

Connectable distributing duct
Systems are capable of attaching Locally purchased branch ducts distributing the airflow.

Individual airflow direction control
Each louver of 4-way Cassette type can be controlled individually and provides comfortable airflow.

Convenient Function

Auto off timer
Automatically stops operation when a fixed time has elapsed from the start of operation.

Sleep timer
The micro-computer gradually changes the room temperature automatically to afford a comfortable night's sleep.

Program timer
This digital timer allows selection of one of four options: ON, OFF, ON » OFF or OFF » ON.

Weekly timer
Different ON-OFF times can be set for each day.

Weekly + setback timer
Weekly + Setback timer can set temperature for two times spans and for each day of the week.

Filter sign
Indicates the filter cleaning period by lamp.

External error output

External ON/OFF input

Wireless LAN control
The exclusive Wireless LAN adaptor enables to operate the air conditioner by smartphone or tablet PC from outside.

Clean Function

Plasma air clean
The electrostatic precipitator removes dust particles such as pollens and house dust. It is washable and can be always maintained clean.

Filter auto clean
The dust collected by the air filter is automatically removed. A routine disposal of the dust stored in the dust box is necessary.

Ion deodorization filter
The filter deodorizes by powerfully decomposing absorbed odors using the oxidizing and reducing effects of ions generated by the ultra-fine-particle ceramic.

Apple-catechin filter
The Apple-catechin filter uses static electricity to clean fine particles and dust in the air.

Long life filter

Washable panel
Since the front panel is easy to remove, maintenance is also easy.

Silver Ion Filter
The Silver ion filter helps to keep indoor air free from viruses, bacteria and molds.

Installation

Automatic airflow adjustment
Automatically detects required airflow in each application case and adjusts the volume.

Drain pump as standard

Blue fin

All DC models

SPLIT

Wall Mounted
Flagship Series

nocria™X

REFRIGERANT R32

DUAL BLASTER

ALL DC

Dual | Save | Economy | Diffuser | Powerful | 10°C HEAT | Low Noise | Auto Changeover | Double | Adjust | Restart | Sleep | Program | LAN | Plasma | Auto

Comfortable airflow control to prevent the body from being exposed to airflow

WORLD'S FIRST *1 DUAL BLASTER

The comfortable space can be created with Hybrid Airflow, which combines different temperatures of air current and velocities.



*1: Announced 2012. In room air conditioner for the home (Our company's investigation)

Filter Auto Clean

WORLD'S FIRST *2

Dust on the filter is automatically removed to prevent power from being wasted by the clogged filter.

*2: Announced 2002. In room air conditioner for the home (our company's investigation)

Plasma Air Clean

Air is cleaned with an electric dust collecting technology. Pollen, house dust and other tiny pollutants are collected and removed with static electricity.

Human Sensor

The Human sensor detects movement of people in a room and operates at reduced capacity when people leave the room. When people return to the room, the system automatically returns to the previous room settings.

Rank A+++ SEER 8.5 SCOP 5.1

Model: ASHG12KXCA

Wireless R.C.

Wireless LAN Interface

Specifications

Model No.	Indoor unit			ASHG12KXCA
	Outdoor unit			AOHG12KXCA
Power Source				Single phase, ~230V, 50Hz
Capacity	Cooling		kW	3.4 (0.6-5.3)
	Heating			5.0 (0.6-9.0)
Input Power	Cooling/Heating		kW	0.670/1.020
EER	Cooling		W/W	5.09
COP	Heating			4.90
Pdesign	Cooling/Heating(-10°C)		kW	3.4/3.5
SEER	Cooling		W/W	8.50
SCOP	Heating (Average)			5.10
Energy Efficiency Class	Cooling			A+++
	Heating (Average)			A+++
Max. Operating Current	Cooling/Heating		A	9.0/16.0
Annual Energy Consumption	Cooling		kWh/a	140
	Heating			961
Moisture Removal			l/h	1.2
Sound Pressure Level	Indoor (Cooling)	H/M/L/Q	dB(A)	46/42/38/28
	Indoor (Heating)	H/M/L/Q		48/43/39/30
	Outdoor(Cooling/Heating)	High		44/43
Sound Power Level	Indoor(Cooling/Heating)	High		58/62
	Outdoor(Cooling/Heating)	High		57/57
Airflow Rate	Indoor / Outdoor (Cooling)	High	m^3/h	670/2,230
	Indoor / Outdoor (Heating)			810/1,975
Net Dimensions H x W x D	Indoor		mm	293 × 786 × 378
	Outdoor		mm	704 × 820 × 315
Weight	Indoor		kg(lbs)	20 (44)
	Outdoor		kg(lbs)	41 (90)
Connection Pipe Diameter (Liquid / Gas)			mm	6.35/9.52
Drain hose Diameter (I.D./O.D.)				11.8/15.0 to 16.8
Max. Pipe Length (Pre-Charge)			m	15 (15)
Max. Height Difference				10
Operating Range	Cooling		°CDB	-10 to 43
	Heating			-15 to 24
Refrigerant	Type (Global Warming Potential)			R32 (675)
	Charge		kg(CO2eq-T)	1.30 (0.878)

Dimensions

(Unit : mm)

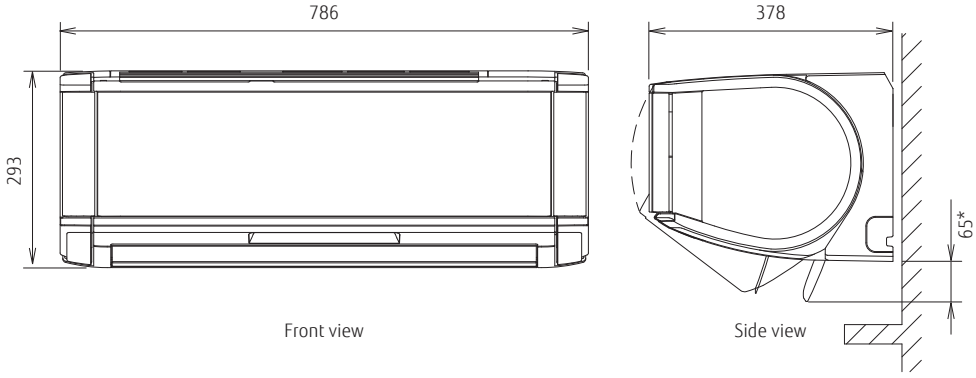

Front view

Side view

*Dimensions in case of air flowing downward

Wall Mounted

Designer Series

High Spec & Design

REFRIGERANT R32

GOOD DESIGN

ALL DC

Save | Economy | Powerful | 10°C HEAT | Low Noise | Auto Changeover | Up/Down | Adjust | Restart | Sleep | Program | Weekly | Filter | ION | AF | Washable | Silver ion

High energy saving

Top class high efficiency is achieved by high efficient lamda heat exchanger, large cross flow fan and new refrigerant.

Rank A+++ *1

SEER 8.5 *1 SCOP 5.1 *1

*1: 07, 09, 12 models

Hybrid-heat exchanger

The heat exchange efficiency has been significantly improved with the large hybrid heat exchanger, attaining the top-level SEER and SCOP.

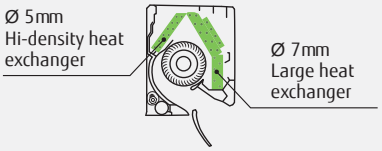

Ø107 Large cross-flow fan

With the large-diameter fan, efficient air volume can be obtained at low power.

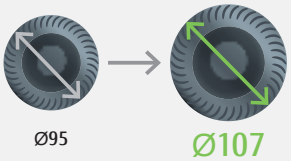

Human sensor

Human sensor catches movements of people in a room, and operates with lower capacity when people leave the room. When people come back to the room, it automatically returns to previous operating mode.

Comfortable airflow & Silent operation

The big louver and the new air blowing structure have attained a comfortable air flow that spreads wider to user's feet and silent operation.

19dB(A)
(07/09/12 models)
Cooling only

Smart device Control (Option)

Easy air conditioner control from inside or outside the house and office using the Smartphones, Tablets, and PC.

Wireless LAN Interface

The exclusive Wireless LAN adaptor enables to operate the air conditioner by smartphone or tablet PC from outside.

Model: ASHG07KGTB / ASHG09KGTB / ASHG12KGTB / ASHG14KGTB

Wireless R.C.

Specifications

Model No.	Indoor unit			ASHG07KGTB	ASHG09KGTB	ASHG12KGTB	ASHG14KGTB
	Outdoor unit			AOHG07KGCA	AOHG09KGCA	AOHG12KGCA	AOHG14KGCA
Power Source				Single phase, ~230V, 50Hz			
Capacity	Cooling		kW	2.0 (0.9-3.2)	2.5 (0.9-3.4)	3.4 (0.9-4.1)	4.2 (0.9-4.5)
	Heating			2.5 (0.9-5.2)	2.8 (0.9-5.4)	4.0 (0.9-6.1)	5.4 (0.9-6.4)
Input Power	Cooling/Heating		kW	0.400/0.500	0.555/0.560	0.805/0.910	1.175/1.350
EER	Cooling		W/W	5.00	4.50	4.22	3.57
COP	Heating			5.00	5.00	4.40	4.00
Pdesign	Cooling/Heating(-10°C)		kW	2.0/2.3	2.5/2.4	3.4/2.5	4.2/4.0
SEER	Cooling		W/W	8.52	8.52	8.51	7.11
SCOP	Heating (Average)			5.12	5.11	5.10	4.31
Energy Efficiency Class	Cooling			A+++	A+++	A+++	A++
	Heating (Average)			A+++	A+++	A+++	A+
Max. Operating Current	Cooling/Heating		A	6.5/9.0	6.5/9.0	6.5/9.0	9.0/10.5
Annual Energy Consumption	Cooling		kWh/a	82	103	140	207
	Heating			628	658	685	1,298
Moisture Removal			l/h	1.0	1.3	1.8	2.1
Sound Pressure Level	Indoor (Cooling)	H/M/L/Q	dB(A)	38/33/29/19	40/34/29/19	40/35/30/19	43/36/30/20
	Indoor (Heating)	H/M/L/Q		41/35/31/21	42/36/31/21	42/38/33/21	44/39/33/24
	Outdoor(Cooling/Heating)	High		46/46	46/48	50/50	50/50
Sound Power Level	Indoor(Cooling/Heating)	High		54/56	55/57	56/58	57/59
	Outdoor(Cooling/Heating)	High		61/62	61/63	65/66	65/66
Airflow Rate	Indoor / Outdoor (Cooling)	High	m^3/h	650/1,610	700/1,610	700/1,680	770/1,680
	Indoor / Outdoor (Heating)	High		720/1,560	750/1,610	770/1,580	800/1,580
Net Dimensions H x W x D	Indoor		mm	270 × 834 × 215	270 × 834 × 215	270 × 834 × 215	270 × 834 × 215
	Outdoor		mm	542 × 799 × 290	542 × 799 × 290	542 × 799 × 290	542 × 799 × 290
Weight	Indoor		kg(lbs)	10 (22)	10 (22)	10 (22)	10 (22)
	Outdoor		kg(lbs)	30 (66)	30 (66)	31 (68)	32 (71)
Connection Pipe Diameter (Liquid / Gas)			mm	6.35/9.52			
Drain hose Diameter (I.D./O.D.)				11.8/15.0 to 16.8			
Max. Pipe Length (Pre-Charge)			m	20 (15)			
Max. Height Difference				15			
Operating Range	Cooling		°CDB	-10 to 46			
	Heating			-15 to 24			
Refrigerant	Type (Global Warming Potential)			R32 (675)			
	Charge		kg(CO2eq-T)	0.75 (0.506)	0.75 (0.506)	0.85 (0.574)	0.85 (0.574)

Optional parts

* For oprtional parts compatibility of Intesis devices, please refer to the optional parts compatibility list page C-046.

Compact Wired Remote Controller: UTY-RCRGZ1
Wired Remote Controller (Touch Panel): UTY-RNRGZ5
Wired Remote Controller: UTY-RLRG
Simple Remote Controller (Without operation mode): UTY-RHRG
Simple Remote Controller: UTY-RSRG
External Switch Controller: UTY-TERX
Wireless LAN Interface: UTY-TFSXW1
Communication Kit: UTY-TWRXZ2
External input and output PCB: UTY-XCSXZ2
External Connect Kit: UTY-XWZX
Network Convertor for single split (DC power supply type): UTY-VTGX
Network Convertor for single split (AC power supply type): UTY-VTGXV
Silver Ion filter: UTR-FA16-5

Dimensions

(Unit : mm)

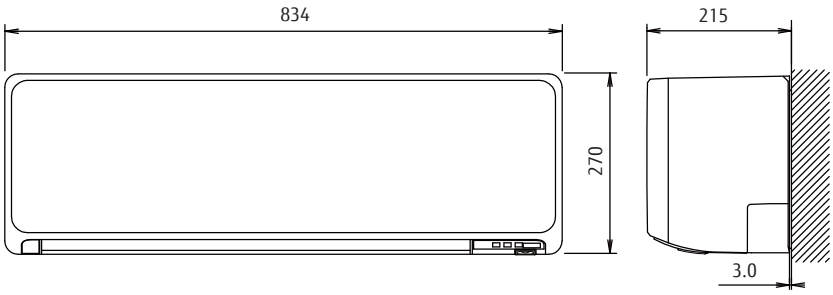

Wall Mounted
Designer Series
Cool Beauty Design

REFRIGERANT R32

ALL DC

Economy | Powerful | 10°C HEAT | Low Noise | Auto Changeover | Up/Down | Adjust | Restart | Sleep | Program | Weekly | Filter | ION | AF | Washable | Silver Ion

Cool Beauty Design

What we aim is a well-designed air conditioner especially for Europe. It is different from Japanese one harmonized with its surroundings and it appeals comfortable elegant feeling in the room. Light-elegant and three-dimensional expression composed of curved surface is beautiful from anywhere.

CMF : COLOR MATERIAL FINISH
The texture of the front panel expresses craftmanship existing in Europe.The texture changes the expression by the changing light of the day.

High energy saving

Top class high efficiency is achieved by high efficient lamda heat exchanger, large cross flow fan and new refrigerant.

Rank
Cooling*1 A++
Heating*2 A+

SEER 7.4*1
*1: 07/09 models

SCOP 4.4*2
*2: 12 model

Hybrid-heat exchanger

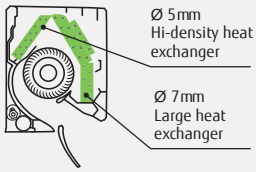

Ø107 Large cross-flow fan

Ø107

Comfortable airflow & Silent operation

The big louver and the new air blowing structure have attained a comfortable air flow that spreads wider to user's feet and silent operation.

Smart Device control (Option)

This model can be controlled from anywhere using smart device by installing optional wireless LAN interface. Wireless LAN interface can be installed easily without specialized installation work.

When you add our Wireless Interface and FGLair app, you can control your home's cooling and heating anytime and anywhere.

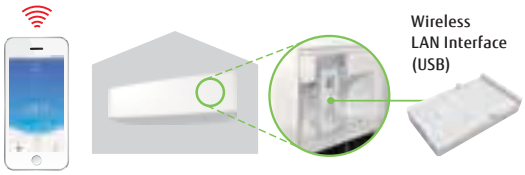

FGLair

Model: ASHG07KETA / ASHG09KETA / ASHG12KETA / ASHG14KETA
ASHG07KETA-B / ASHG09KETA-B / ASHG12KETA-B / ASHG14KETA-B

Peal white X White

Silver X Dark gray

Wireless R.C.

For ASHG07/09/12KETA
ASHG07/09/12KETA-B

For ASHG14KETA
ASHG14KETA-B

Specifications

Model No.	Indoor unit			ASHG07KETA ASHG07KETA-B	ASHG09KETA ASHG09KETA-B	ASHG12KETA ASHG12KETA-B	ASHG14KETA ASHG14KETA-B
	Outdoor unit			AOHG07KETA	AOHG09KETA	AOHG12KETA	AOHG14KETA
Power Source				Single phase, ~230V, 50Hz			
Capacity	Cooling		kW	2.0 (0.9 - 3.0)	2.5 (0.9 - 3.2)	3.4 (0.9 - 3.9)	4.2 (0.9 - 4.4)
	Heating			2.5 (0.9 - 3.4)	2.8 (0.9 - 4.0)	4.0 (0.9 - 5.3)	5.4 (0.9 - 6.0)
Input Power	Cooling/Heating		kW	0.450 / 0.555	0.630 / 0.620	0.935 / 0.960	1.220 / 1.410
EER	Cooling		W/W	4.43	3.97	3.65	3.44
COP	Heating			4.52	4.52	4.17	3.83
Pdesign	Cooling/Heating(-10°C)		kW	2.0 / 2.3	2.5 / 2.4	3.4 / 2.5	4.2 / 4.0
SEER	Cooling		W/W	7.40	7.40	7.30	6.9
SCOP	Heating (Average)			4.10	4.10	4.40	4.1
Energy Efficiency Class	Cooling			A++	A++	A++	A++
	Heating (Average)			A+	A+	A+	A+
Max. Operating Current	Cooling/Heating		A	6.5 / 9.0	6.5 / 9.0	6.5 / 9.0	6.5 / 9.0
Annual Energy Consumption	Cooling		kWh/a	95	118	163	213
	Heating			785	819	795	1,367
Moisture Removal			l/h	1.0	1.3	1.8	2.1
Sound Pressure Level	Indoor (Cooling)	H/M/L/Q	dB(A)	38 / 33 / 29 / 20	40 / 34 / 29 / 20	40 / 35 / 30 / 20	43 / 36 / 30 / 20
	Indoor (Heating)	H/M/L/Q		41 / 35 / 31 / 22	42 / 36 / 31 / 22	42 / 38 / 33 / 22	44 / 39 / 33 / 24
	Outdoor(Cooling/Heating)	High		46 / 46	46 / 46	50 / 50	50 / 50
Sound Power Level	Indoor(Cooling/Heating)	High		54 / 56	55 / 57	55 / 58	57 / 59
	Outdoor(Cooling/Heating)	High		61 / 61	61 / 62	65 / 65	65 / 66
Airflow Rate	Indoor / Outdoor (Cooling)	High	m^3/h	650 / 1,650	700 / 1,650	700 / 1,700	770 / 1,680
	Indoor / Outdoor (Heating)	High		720 / 1,450	750 / 1,450	770 / 1,470	800 / 1,580
Net Dimensions H x W x D	Indoor		mm	295 × 950 (wall side : 840) × 230			
	Outdoor		mm	541 × 663 × 290	541 × 663 × 290	541 × 663 × 290	542 × 799 × 290
Weight	Indoor		kg(lbs)	11(24)	11(24)	11(24)	11.5(25)
	Outdoor		kg(lbs)	23(51)	23(51)	25(55)	31(68)
Connection Pipe Diameter (Liquid / Gas)			mm	6.35 / 9.52	6.35 / 9.52	6.35 / 9.52	6.35 / 9.52
Drain hose Diameter (I.D./O.D.)				13.8/15.0 to 16.8	13.8/15.0 to 16.8	13.8/15.0 to 16.8	13.8/15.0 to 16.8
Max. Pipe Length (Pre-Charge)			m	20 (15)	20 (15)	20 (15)	20 (15)
Max. Height Difference				15	15	15	15
Operating Range	Cooling		°CDB	-10 to 46	-10 to 46	-10 to 46	-10 to 46
	Heating			-15 to 24	-15 to 24	-15 to 24	-15 to 24
Refrigerant	Type (Global Warming Potential)			R32 (675)	R32 (675)	R32 (675)	R32 (675)
	Charge		kg(CO2eq-T)	0.6 (0.405)	0.6 (0.405)	0.7 (0.473)	0.85 (0.574)

Optional parts

* For oprtional parts compatibility of Intesis devices, please refer to the optional parts compatibility list page C-046.

Compact Wired Remote Controller: UTY-RCRGZ1
Wired Remote Controller (Touch Panel): UTY-RNRGZ5
Wired Remote Controller: UTY-RLRG
Simple Remote Controller (Without operation mode): UTY-RHRG
Simple Remote Controller: UTY-RSRG
Communication Kit: UTY-TWRXZ2
External input and output PCB: UTY-XCSXZ2
External Connect Kit: UTY-XWZXZ5
External Switch Controller: UTY-TERX
Wireless LAN Interface: UTY-TFSXF2
Network Convertor for single split (DC power supply type): UTY-VTGX
Network Convertor for single split (AC power supply type): UTY-VTGXV
Silver Ion filter: UTR-FA16-5

Dimensions

(Unit : mm)

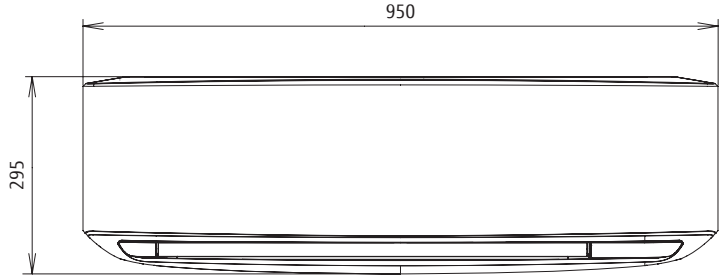



Wall Mounted

Standard Series

High Efficiency & Comfort

REFRIGERANT R32

GOOD DESIGN

ALL DC

Economy | Powerful | 10°C HEAT | LowNoise | Auto Changeover | Up/Down | Adjust | Restart | Sleep | Program | Filter | Silver Ion

Slim & stylish square design

Slim and stylish square design is realized by high density multi-path heat exchanger and high efficiency wind blower.

Hybrid-heat exchanger

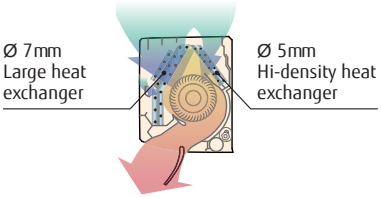

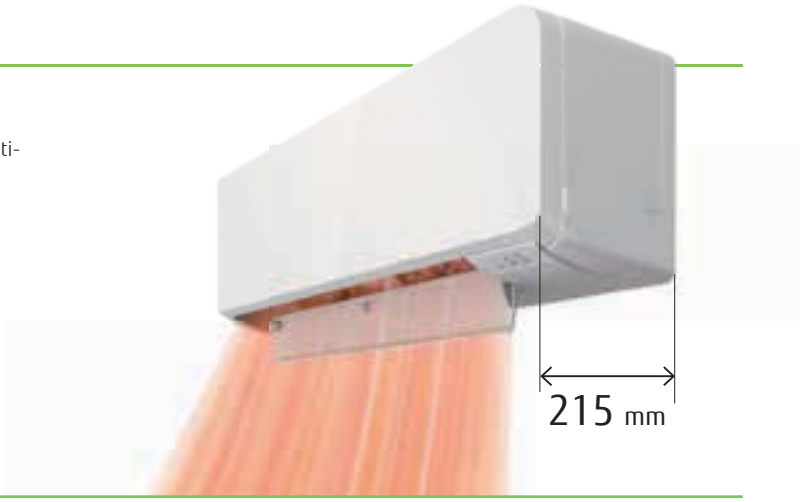

High energy saving

Top class high efficiency is achieved by high efficient lamda heat exchanger, large cross flow fan and new refrigerant.

Rank *1
Cooling A++
Heating A+

SEER 7.4 *1

SCOP 4.4 *2

*1: 07/09 models

*2: 12 model

Comfortable airflow & Silent operation

The big louver and the new air blowing structure have attained a comfortable air flow that spreads wider to user's feet and silent operation.

20dB(A)
Cooling only

Smart device Control (Option)

Easy air conditioner control from inside or outside the house and office using the Smartphones, Tablets, and PC.

FGLair

Wireless LAN Interface

The exclusive Wireless LAN adaptor enables to operate the air conditioner by smartphone or tablet PC from outside.

Model: ASHG07KMCC / ASHG09KMCC / ASHG12KMCC / ASHG14KMCC

Wireless R.C.

For ASHG07/09/12KMCC

For ASHG14KMCC

Specifications

Model No.	Indoor unit			ASHG07KMCC	ASHG09KMCC	ASHG12KMCC	ASHG14KMCC
	Outdoor unit			AOHG07KMCC	AOHG09KMCC	AOHG12KMCC	AOHG14KMCC
Power Source				Single phase, ~230V, 50Hz			
Capacity	Cooling		kW	2.0 (0.9-3.0)	2.5 (0.9-3.2)	3.4 (0.9-3.9)	4.2 (0.9-4.4)
	Heating			2.5 (0.9-3.4)	2.8 (0.9-4.0)	4.0 (0.9-5.3)	5.4 (0.9-6.0)
Input Power	Cooling/Heating		kW	0.450/0.555	0.630/0.620	0.935/0.960	1.220/1.410
EER	Cooling		W/W	4.43	3.97	3.65	3.44
COP	Heating			4.52	4.52	4.17	3.83
Pdesign	Cooling/Heating(-10°C)		kW	2.0/2.3	2.5/2.4	3.4/2.5	4.2/4.0
SEER	Cooling		W/W	7.40	7.40	7.30	6.90
SCOP	Heating (Average)			4.10	4.10	4.40	4.10
Energy Efficiency Class	Cooling			A++	A++	A++	A++
	Heating (Average)			A+	A+	A+	A+
Max. Operating Current	Cooling/Heating		A	6.5/9.0	6.5/9.0	6.5/9.0	6.5/9.0
Annual Energy Consumption	Cooling		kWh/a	95	118	163	213
	Heating			785	819	795	1367
Moisture Removal			l/h	1.0	1.3	1.8	2.1
Sound Pressure Level	Indoor (Cooling)	H/M/L/Q	dB(A)	38/33/29/20	40/34/29/20	40/35/30/20	43/36/30/20
	Indoor (Heating)	H/M/L/Q		41/35/31/22	42/36/31/22	42/38/33/22	44/39/33/24
	Outdoor(Cooling/Heating)	High		46/46	46/46	50/50	50/50
Sound Power Level	Indoor(Cooling/Heating)	High		54/56	55/57	55/58	57/59
	Outdoor(Cooling/Heating)	High		61/61	61/62	65/65	65/66
Airflow Rate	Indoor / Outdoor (Cooling)	High	m^3/h	650/1,650	700/1,650	700/1,700	770/1,680
	Indoor / Outdoor (Heating)	High		720/1,450	750/1,450	780/1,470	820/1,580
Net Dimensions H x W x D	Indoor		mm	270 × 834 × 215	270 × 834 × 215	270 × 834 × 215	270 × 834 × 215
	Outdoor		mm	541 × 663 × 290	541 × 663 × 290	541 × 663 × 290	542 × 799 × 290
Weight	Indoor		kg(lbs)	10 (22)	10 (22)	10 (22)	10 (22)
	Outdoor		kg(lbs)	22 (49)	22 (49)	24 (53)	31 (68)
Connection Pipe Diameter (Liquid / Gas)			mm	6.35/9.52	6.35/9.52	6.35/9.52	6.35/9.52
Drain hose Diameter (I.D./O.D.)				11.8/15.0 to 16.8	11.8/15.0 to 16.8	11.8/15.0 to 16.8	11.8/15.0 to 16.8
Max. Pipe Length (Pre-Charge)			m	20 (15)	20 (15)	20 (15)	20 (15)
Max. Height Difference				15	15	15	15
Operating Range	Cooling		°CDB	-10 to 46	-10 to 46	-10 to 46	-10 to 46
	Heating			-15 to 24	-15 to 24	-15 to 24	-15 to 24
Refrigerant	Type (Global Warming Potential)			R32 (675)	R32 (675)	R32 (675)	R32 (675)
	Charge		kg(CO2eq-T)	0.6 (0.405)	0.6 (0.405)	0.7 (0.473)	0.85 (0.574)

Optional parts

* For oprtional parts compatibility of Intesis devices, please refer to the optional parts compatibility list page C-046.

Wired Remote Controller:	UTY-RNNGM	Wireless LAN Interface:	UTY-TFSXW1
	UTY-RVNGM	External Switch Controller:	UTY-TERX
Simple Remote Controller:	UTY-RSNGM	Network Convertor for single split (DC power supply type):	UTY-VTGX
External connect kit:	UTY-XWZXZ5	Network Convertor for single split (AC power supply type):	UTY-VTGXV
Communication kit:	UTY-TWBXF2	Silver Ion filter:	UTR-FA16-5

Dimensions

(Unit : mm)

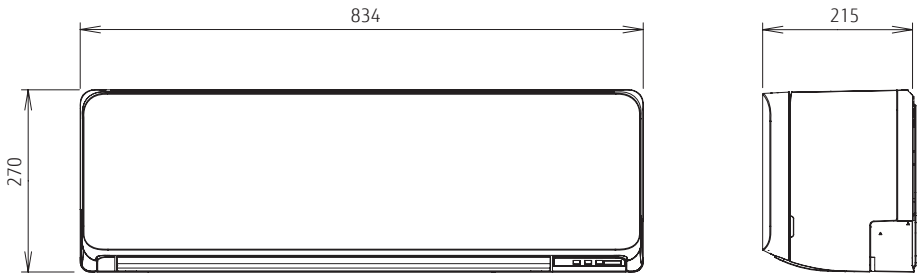

Wall Mounted
Standard Series
High Efficiency & Large Room

REFRIGERANT R32

ALL DC

Economy | Powerful | 10°C HEAT | Low Noise | Auto Changeover | Up/Down | Double | Adjust | Restart | Sleep | Program | Weekly | Filter | ION | AF | Washable | Silver Ion

High energy saving

Top class high efficiency is achieved by high efficient lamda heat exchanger, large cross flow fan and new refrigerant.

Rank*1
Cooling A++
Heating A+

SEER 7.7*1

SCOP 4.5*1

*1: 18 model

Hybrid-heat exchanger

The heat exchange efficiency has been significantly improved with the large hybrid heat exchanger, attaining the top-level SEER and SCOP.

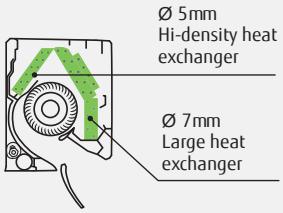

Ø107 Large cross-flow fan

With the large-diameter fan, efficient air volume can be obtained at low power.

Ø107

Smart device Control (Option)

This model can be controlled from anywhere using smart device by installing optional wireless LAN interface. Wireless LAN interface can be installed easily without specialized installation work.

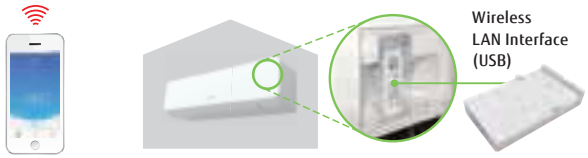

Low ambient operation

-15°C
at Heating

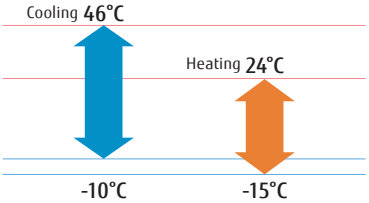

Model: ASHG18KMTB / ASHG24KMTB

Wireless R.C.

For ASHG18KMTB

For ASHG24KMTB

Specifications

Model No.	Indoor unit			ASHG18KMTB	ASHG24KMTB
	Outdoor unit			AOHG18KMTA	AOHG24KMTA
Power Source				Single phase, ~230V, 50Hz	
Capacity	Cooling		kW	5.2(0.9-6.0)	7.1(0.9-8.3)
	Heating			6.3(0.9-8.7)	8.0(0.9-10.1)
Input Power	Cooling/Heating		kW	1.39/1.56	2.08/1.91
EER	Cooling		W/W	3.74	3.41
COP	Heating			4.04	4.19
Pdesign	Cooling/Heating(-10°C)		kW	5.2/4.8	7.1/7.1
SEER	Cooling		W/W	7.77	7.28
SCOP	Heating (Average)			4.56	4.18
Energy Efficiency Class	Cooling			A++	A++
	Heating (Average)			A+	A+
Max. Operating Current	Cooling/Heating		A	9.5/13.5	13.5/16.0
Annual Energy Consumption	Cooling		kWh/a	234	341
	Heating			1,472	2,372
Moisture Removal			l/h	1.7	2.7
Sound Pressure Level	Indoor (Cooling)	H/M/L/Q	dB(A)	45/40/35/29	49/40/35/29
	Indoor (Heating)	H/M/L/Q		46/40/35/29	49/40/35/29
	Outdoor(Cooling/Heating)	High		50/50	54/52
Sound Power Level	Indoor(Cooling/Heating)	High		60/61	65/65
	Outdoor(Cooling/Heating)	High		65/65	67/66
Airflow Rate	Indoor / Outdoor (Cooling)	High	m^3/h	980/2,350	1,170/3,240
	Indoor / Outdoor (Heating)	High		1,020/2,100	1,170/2,820
Net Dimensions H x W x D	Indoor		mm	280 × 980 × 240	280 × 980 × 240
	Outdoor		mm	632 × 799 × 290	716 × 820 × 315
Weight	Indoor		kg(lbs)	12.5(28)	12.5(28)
	Outdoor		kg(lbs)	36(79)	42(93)
Connection Pipe Diameter (Liquid / Gas)			mm	6.35 / 12.70	6.35 / 12.70
Drain hose Diameter (I.D./O.D.)				13.8/15.8 to 16.7	13.8/15.8 to 16.7
Max. Pipe Length (Pre-Charge)			m	25(15)	30(15)
Max. Height Difference				20	25
Operating Range	Cooling		°CDB	-10 to 46	-10 to 46
	Heating			-15 to 24	-15 to 24
Refrigerant	Type (Global Warming Potential)			R32 (675)	R32 (675)
	Charge		kg(CO2eq-T)	1.02(0.689)	1.32(0.891)

Optional parts

* For oprtional parts compatibility of Intesis devices, please refer to the optional parts compatibility list page C-046.

Compact Wired Remote Controller: UTY-RCRGZ1
Wired Remote Controller (Touch Panel): UTY-RNRGZ5
Wired Remote Controller: UTY-RLRG
Simple Remote Controller (Without operation mode): UTY-RHRG
Simple Remote Controller: UTY-RSRG
Communication Kit: UTY-TWRXZ2
External input and output PCB: UTY-XCSXZ2
External Connect Kit: UTY-XWZXZ5
Wireless LAN Interface: UTY-TFSXF2
External Switch Controller: UTY-TERX
Network Convertor for single split (DC power supply type): UTY-VTGX
Network Convertor for single split (AC power supply type): UTY-VTGXV
Silver Ion filter: UTR-FA16-5

Dimensions

(Unit : mm)

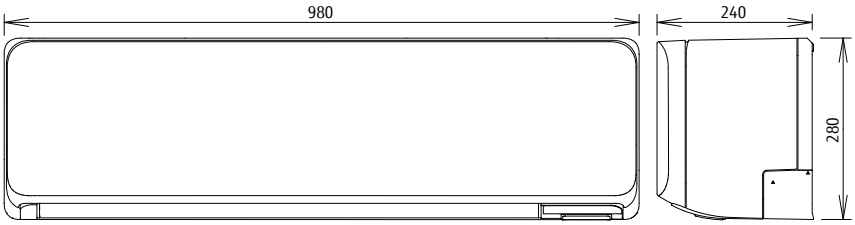

Wall Mounted

Standard Series

High Efficiency & Large Room

ALL DC

Save | Economy | Powerful | 10°C HEAT | Low Noise | Auto Changeover | Double | Adjust | Restart | Sleep | Program | Weekly | Filter | ION | AF | Washable | Silver Ion | Blue Fin

Small and light weight outdoor unit

This model is much more compact than conventional outdoor unit.
It can be installed in a narrow place.

Human sensor

Human sensor catches movements of people in a room, and operates with lower capacity when people leave the room. When people come back to the room, it automatically returns to previous operating mode.

Adopting new refrigerant R32

R32 refrigerant is highly environmentally friendly for the reduction of the global warming potential than other refrigerant currently available on the market.

REFRIGERANT R32

Smart Device control (Option)

This model can be controlled from anywhere using smart device by installing optional wireless LAN interface. Wireless LAN interface can be installed easily without specialized installation work.

When you add our Wireless Interface and FGLair app, you can control your home's cooling and heating anytime and anywhere.

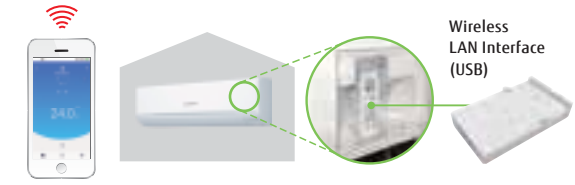

FGLair

Model: ASHG30KMTA / ASHG36KMTA

Wireless R.C.

Specifications

Model No.	Indoor unit			ASHG30KMTA	ASHG36KMTA
	Outdoor unit			AOHG30KMTA	AOHG36KMTA
Power Source				Single phase, ~230V, 50Hz	
Capacity	Cooling		kW	8.0 (2.9-9.0)	9.4(2.9-10.0)
	Heating			8.8(2.2-11.0)	10.1(2.7-11.2)
Input Power	Cooling/Heating		kW	2.33/2.20	3.16/2.73
EER	Cooling		W/W	3.43	2.97
COP	Heating			4.00	3.70
Pdesign	Cooling/Heating(-10°C)		kW	8.0/6.5	9.4/7.1
SEER	Cooling		W/W	6.67	6.14
SCOP	Heating (Average)			4.54	4.52
Energy Efficiency Class	Cooling			A++	A++
	Heating (Average)			A+	A+
Max. Operating Current	Cooling/Heating		A	21.0/21.0	21.5/21.5
Annual Energy Consumption	Cooling		kWh/a	419	535
	Heating			2,001	2,198
Moisture Removal			l/h	2.6	3.8
Sound Pressure Level	Indoor (Cooling)	H/M/L/Q	dB(A)	50/44/40/33	50/44/40/33
	Indoor (Heating)	H/M/L/Q		49/44/39/33	49/44/39/33
	Outdoor(Cooling/Heating)	High		53/55	55/55
Sound Power Level	Indoor(Cooling/Heating)	High		65/65	65/65
	Outdoor(Cooling/Heating)	High		68/69	70/70
Airflow Rate	Indoor / Outdoor (Cooling)	High	m^3/h	1,330/3,750	1,330/3,750
	Indoor / Outdoor (Heating)	High		1,330/3,750	1,330/3,750
Net Dimensions H x W x D	Indoor		mm	340 × 1,150 × 280	340 × 1,150 × 280
	Outdoor		mm	788 × 940 × 320	788 × 940 × 320
Weight	Indoor		kg(lbs)	18.5(41)	18.5(41)
	Outdoor		kg(lbs)	52.0(115)	52.0(115)
Connection Pipe Diameter (Liquid / Gas)			mm	9.52/15.88	9.52/15.88
Drain hose Diameter (I.D./O.D.)				13.8/15.8 to 16.7	13.8/15.8 to 16.7
Max. Pipe Length (Pre-Charge)			m	50(30)	50(30)
Max. Height Difference				30	30
Operating Range	Cooling		°CDB	-15to46	-15to46
	Heating			-15to24	-15to24
Refrigerant	Type (Global Warming Potential)			R32(675)	R32(675)
	Charge		kg(CO2eq-T)	1.90(1.283)	1.90(1.283)

Optional parts

* For oprtional parts compatibility of Intesis devices, please refer to the optional parts compatibility list page C-046.

Compact Wired Remote Controller: UTY-RCRGZ1
Wired Remote Controller (Touch Panel): UTY-RNRGZ5
Wired Remote Controller: UTY-RLRG
Simple Remote Controller (Without operation mode): UTY-RHRG
Simple Remote Controller: UTY-RSRG
External Connect Kit: UTY-XWZXZ5
External Input and Output PCB: UTY-XCSXZ2
Communication Kit: UTY-TWRXZ2
Wireless LAN Interface: UTY-TFSXF2
External Switch Controller: UTY-TERX
Network Convertor for single split (DC power supply type): UTY-VTGX
Network Convertor for single split (AC power supply type): UTY-VTGXV
Silver Ion Filter: UTR-FA13-3

Dimensions

(Unit : mm)

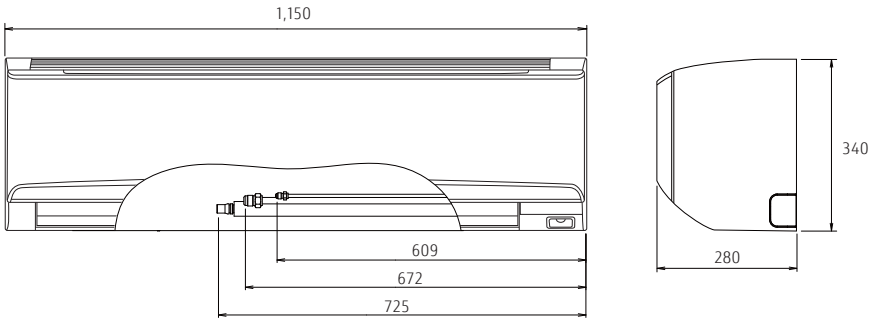

Wall Mounted

ECO Series

Compact & Comfort

REFRIGERANT R32

ALL DC

Economy | Powerful | Auto Changeover | Up/Down | Adjust | Restart | Sleep | Program | Filter | Washable | Silver Ion

Slim & stylish square design

Slim and stylish square design is realized by high density multi-path heat exchanger and high efficiency wind blower.

High energy saving

Top class high efficiency is achieved by high efficient lamda heat exchanger, large cross flow fan and new refrigerant.

Rank *1
Cooling A++
Heating *2 A+

SEER 6.7 *1

SCOP 4.1 *2

*1:07/09 models

*2: 12 model

Comfortable airflow & Silent operation

The big louver and the new air blowing structure have attained a comfortable air flow that spreads wider to user's feet and silent operation.

22dB(A)
Cooling only

Smart device Control (Option)

This model can be controlled from anywhere using smart device by installing optional wireless LAN interface. Wireless LAN interface can be installed easily without specialized installation work.

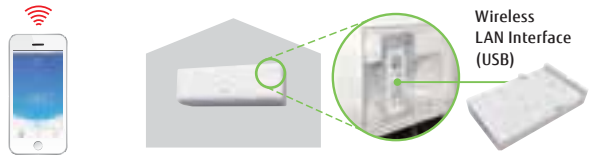

Low ambient operation

-15°C
at Heating

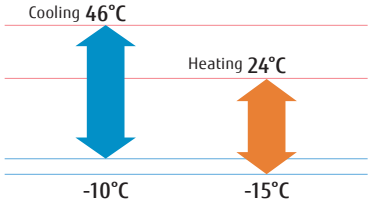

Model: ASHG07KPCA / ASHG09KPCA / ASHG12KPCA

Wireless R.C.

Specifications

Model No.	Indoor unit			ASHG07KPCA	ASHG09KPCA	ASHG12KPCA
	Outdoor unit			AOHG07KPCA	AOHG09KPCA	AOHG12KPCA
Power Source				Single phase, ~230V, 50Hz		
Capacity	Cooling		kW	2.0 (0.9-2.8)	2.5 (0.9-3.0)	3.4 (0.9-3.7)
	Heating			2.5 (0.9-3.4)	2.8 (0.9-3.8)	3.8 (0.9-4.8)
Input Power	Cooling/Heating		kW	0.48/0.63	0.71/0.79	1.00/1.14
EER	Cooling		W/W	4.17	3.52	3.40
COP	Heating			3.97	3.54	3.33
Pdesign	Cooling/Heating(-10°C)		kW	2.0/2.2	2.5/2.4	3.4/2.5
SEER	Cooling		W/W	6.70	6.70	6.30
SCOP	Heating (Average)			4.00	4.00	4.10
Energy Efficiency Class	Cooling			A++	A++	A++
	Heating (Average)			A+	A+	A+
Max. Operating Current	Cooling/Heating		A	6.5/9.0	6.5/9.0	6.5/9.0
Annual Energy Consumption	Cooling		kWh/a	104	131	189
	Heating			769	840	853
Moisture Removal			l/h	1.0	1.3	1.8
Sound Pressure Level	Indoor (Cooling)	H/M/L/Q	dB(A)	45/38/31/22	45/38/31/22	46/40/33/22
	Indoor (Heating)	H/M/L/Q		45/40/36/26	45/40/36/26	46/40/35/27
	Outdoor(Cooling/Heating)	High		45/46	47/47	49/51
Sound Power Level	Indoor(Cooling/Heating)	High		57/58	58/58	59/59
	Outdoor(Cooling/Heating)	High		57/58	59/59	62/62
Airflow Rate	Indoor / Outdoor (Cooling)	High	m^3/h	580/1,650	580/1,650	630/1,700
	Indoor / Outdoor (Heating)	High		580/1,450	580/1,450	630/1,470
Net Dimensions H x W x D	Indoor		mm	270 × 784 × 224	270 × 784 × 224	270 × 784 × 224
	Outdoor		mm	541 × 663 × 290	541 × 663 × 290	541 × 663 × 290
Weight	Indoor		kg(lbs)	8(18)	8(18)	8(18)
	Outdoor		kg(lbs)	23 (51)	23 (51)	25 (55)
Connection Pipe Diameter (Liquid / Gas)			mm	6.35/9.52	6.35/9.52	6.35/9.52
Drain hose Diameter (I.D./O.D.)				11.8/15.0 to 16.8	11.8/15.0 to 16.8	11.8/15.0 to 16.8
Max. Pipe Length (Pre-Charge)			m	20 (15)	20 (15)	20 (15)
Max. Height Difference				15	15	15
Operating Range	Cooling		°CDB	-10 to 46	-10 to 46	-10 to 46
	Heating			-15 to 24	-15 to 24	-15 to 24
Refrigerant	Type (Global Warming Potential)			R32 (675)	R32 (675)	R32 (675)
	Charge		kg(CO2eq-T)	0.55 (0.371)	0.55 (0.371)	0.59 (0.398)

Optional parts

* For oprtional parts compatibility of Intesis devices, please refer to the optional parts compatibility list page C-046.

Wireless LAN Interface: UTY-TFSXF2
Remote Controller Holder Kit: UTZ-RXLA
Silver Ion Filter: UTR-FA16-5

Dimensions

(Unit : mm)

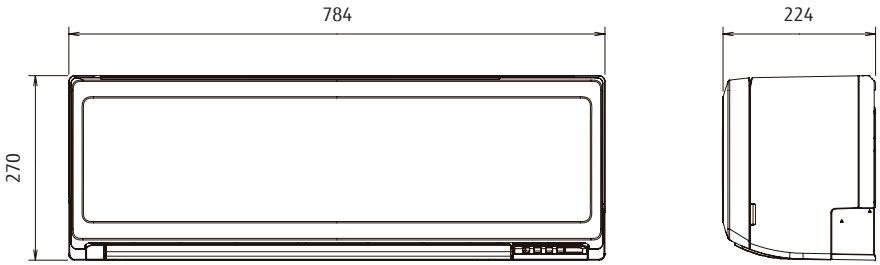

Wall Mounted

ECO Series

Comfort for Large Room

ALL DC

Economy | Powerful | Auto Changeover | Up/Down | Adjust | Restart | Sleep | Program | Filter | Washable | Silver Ion

Narrow width & Compact Design

High performance and compact design model. Powerful airflow is realized despite 790 mm width compact design for compact spaces such as bed room or home office.

Economy operation

Setting temperature is shifted by 1°C automatically. Thermostat setting automatically changes according to the temperature to avoid unnecessary cooling and heating.

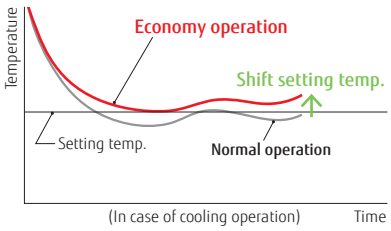

Powerful operation

20 minutes continuous operation by maximum airflow and maximum compressor speed is possible. Rapid cooling and heating makes the room comfortable quickly.

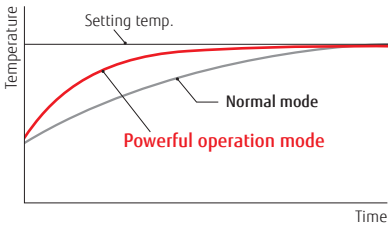

ON-OFF Programmable timer

You can set an integrated ON-OFF or OFF-ON timer suitable for your life style. (Setting time: 0.5, 1, 1.5, 2, 2.5, -----9.5, 10, 11, 12 hours)

Low ambient operation

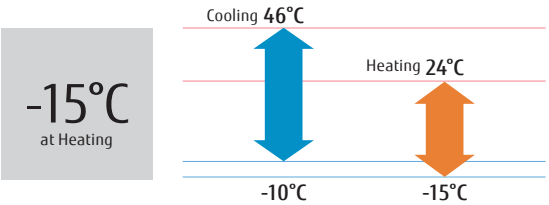

Model: ASHG18KLCA / ASHG24KLCA

Wireless R.C.

For ASHG18KLCA

For ASHG24KLCA

Specifications

Model No.	Indoor unit			ASHG18KLCA	ASHG24KLCA
	Outdoor unit			AOHG18KLCA	AOHG24KLCA
Power Source				Single phase, ~230V, 50Hz	
Capacity	Cooling		kW	5.2(0.9~5.5)	7.1(0.9~7.7)
	Heating			6.3(0.6~7.6)	8.0(0.9~9.0)
Input Power	Cooling/Heating		kW	1.685/1.80	2.42/2.225
EER	Cooling		W/W	3.09	2.93
COP	Heating			3.50	3.60
Pdesign	Cooling/Heating(-10°C)		kW	5.20/4.80	7.10/7.10
SEER	Cooling		W/W	7.20	7.10
SCOP	Heating (Average)			4.30	4.00
Energy Efficiency Class	Cooling			A++	A++
	Heating (Average)			A+	A+
Max. Operating Current	Cooling/Heating		A	9.5/13.5	13.5/17.5
Annual Energy Consumption	Cooling		kWh/a	253	350
	Heating			1563	2485
Moisture Removal			l/h	1.9	3.1
Sound Pressure Level	Indoor (Cooling)	H/M/L/Q	dB(A)	47/44/40/35	51/45/38/33
	Indoor (Heating)	H/M/L/Q		50/45/41/37	52/45/41/37
	Outdoor(Cooling/Heating)	High		50/56	55/57
Sound Power Level	Indoor(Cooling/Heating)	High		60/65	64/65
	Outdoor(Cooling/Heating)	High		61/66	65/67
Airflow Rate	Indoor / Outdoor (Cooling)	High	m^3/h	865/1,830	1,040/2,885
	Indoor / Outdoor (Heating)	High		995/2,265	1,040/3,030
Net Dimensions H x W x D	Indoor		mm	293 × 790 × 249	293 × 790 × 249
	Outdoor		mm	542 × 799 × 290	632 × 799 × 290
Weight	Indoor		kg(lbs)	9.5 (21)	10.0 (22)
	Outdoor		kg(lbs)	33 (73)	38 (84)
Connection Pipe Diameter (Liquid / Gas)			mm	6.35/9.52	6.35/12.70
Drain hose Diameter (I.D./O.D.)				13.8/15.8 to 16.7	13.8/15.8 to 16.7
Max. Pipe Length (Pre-Charge)			m	25 (15)	30 (15)
Max. Height Difference				20	25
Operating Range	Cooling		°CDB	-10 to 46	-10 to 46
	Heating			-15 to 24	-15 to 24
Refrigerant	Type (Global Warming Potential)			R32(675)	R32(675)
	Charge		kg(CO2eq-T)	0.85(0.574)	1.10(0.743)

Optional parts

* For oprtional parts compatibility of Intesis devices, please refer to the optional parts compatibility list page C-046.

Silver Ion Filter: UTR-FA16-5

Dimensions

(Unit : mm)

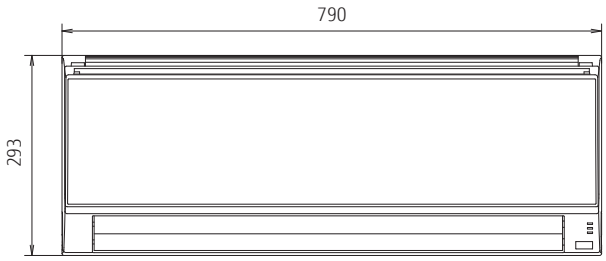

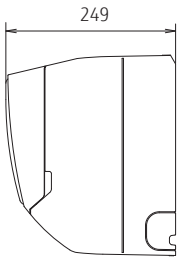

Compact Cassette

Compact 4-way Flow Series

Compact & Comfort

ALL DC

Economy | 10°C HEAT | Auto Changeover | Up/Down | Adjust | Restart | OFF Auto OFF | Weekly | Sleep | Program | Filter | On/Off | Drain Pump | Silver Ion

Compact and stylish panel design

Compact and stylish panel design fits the grid type ceiling.
It is a linear design suitable for grid shape of 620 mm × 620 mm grid ceiling.



Easy maintenance

Maintenance is easier by removing the ceiling panel next to the grill, maintenance can be done, and new installation of inspection hole is unnecessary, so construction costs can be suppressed.

The air inlet grill can be installed in various directions, so maintenance is easy.

Flexible installation

It is suitable for ceiling of grid type and it has high degree of freedom of installation and it can be installed beside lighting and ventilation opening.

Low ambient operation

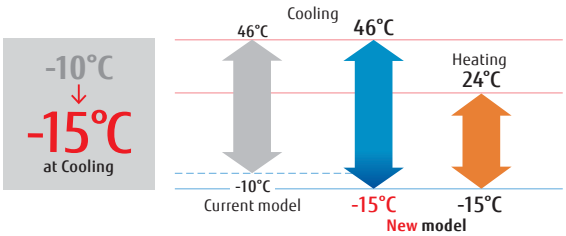

Model: AUXG09KVLA / AUXG12KVLA / AUXG14KVLA / AUXG18KVLA / AUXG22KVLA / AUXG24KVLA

For AUXG9/12/14KVLA

For AUXG18/22KVLA

For AUXG24KVLA

Specifications

Model No.	Indoor unit		AUXG09KVLA	AUXG12KVLA	AUXG14KVLA	AUXG18KVLA	AUXG22KVLA	AUXG24KVLA
	Outdoor unit		AOHG09KBTB	AOHG12KBTB	AOHG14KBTB	AOHG18KBTB	AOHG22KBTB	AOHG24KBTB
Power Source			Single phase, ~230V, 50Hz					
Capacity	Cooling	kW	2.5 (0.9-3.2)	3.5 (0.9-4.4)	4.3 (0.9-5.4)	5.2 (0.9-5.9)	6.0 (0.9-6.7)	6.8 (0.9-8.0)
	Heating	kW	3.2 (0.9-4.7)	4.1 (0.9-5.7)	5.0 (0.9-6.5)	6.0 (0.9-7.5)	7.0 (0.9-8.0)	7.5 (0.9-9.1)
Input Power	Cooling/Heating	kW	0.55/0.79	0.93/1.08	1.28/1.32	1.60/1.66	1.82/1.87	2.21/2.03
EER	Cooling	W/W	4.57	3.76	3.36	3.25	3.30	3.08
COP	Heating	W/W	4.05	3.80	3.79	3.61	3.74	3.69
Pdesign	Cooling/Heating(-10°C)	kW	2.5/2.6	3.5/3.4	4.3/3.8	5.2/4.4	6.0/4.8	6.8/6.0
SEER	Cooling	W/W	6.70	6.60	6.50	6.60	6.60	6.10
SCOP	Heating (Average)	W/W	4.40	4.30	4.40	4.20	4.30	4.00
Energy Efficiency Class	Cooling		A++	A++	A++	A++	A++	A++
	Heating (Average)		A+	A+	A+	A+	A+	A+
Max. Operating Current	Cooling/Heating	A	7.9/7.9	9.7/9.7	10.2/10.2	12.1/12.1	12.6/12.6	13.6/13.6
Annual Energy Consumption	Cooling	kWh/a	131	186	231	275	318	390
	Heating	kWh/a	826	1,106	1,208	1,466	1,562	2,097
Moisture Removal		l/h	0.6	1.2	1.5	2.2	2.6	2.7
Sound Pressure Level	Indoor (Cooling) H/M/L/Q	dB(A)	33/31/29/27	37/34/30/27	38/34/30/27	38/34/30/26	44/42/36/30	49/44/36/30
	Indoor (Heating) H/M/L/Q	dB(A)	34/32/29/27	37/34/31/29	43/38/34/30	43/38/34/30	45/43/40/33	49/45/40/33
	Outdoor(Cooling/Heating) High	dB(A)	46/46	47/47	49/49	50/50	51/51	53/54
Sound Power Level	Indoor(Cooling/Heating) High	dB(A)	46/47	49/49	50/55	50/55	56/57	59/61
	Outdoor(Cooling/Heating) High	dB(A)	59/59	61/61	62/62	62/62	63/63	65/66
Airflow Rate	Indoor / Outdoor (Cooling) High	m^3/h	540/1,480	600/1,580	680/1,670	680/2,160	830/2,240	930/2,700
	Indoor / Outdoor (Heating) High	m^3/h	540/1,410	600/1,520	800/1,580	800/1,830	860/1,960	930/2,700
Net Dimensions H x W x D	Indoor	mm	245 × 570 × 570	245 × 570 × 570	245 × 570 × 570	245 × 570 × 570	245 × 570 × 570	245 × 570 × 570
	Outdoor	mm	542 × 799 × 290	542 × 799 × 290	542 × 799 × 290	632 × 799 × 290	632 × 799 × 290	716 × 820 × 315
Weight	Indoor	kg(lbs)	15 (33)	15 (33)	15 (33)	15 (33)	16 (35)	16 (35)
	Outdoor	kg(lbs)	32 (71)	33 (73)	33 (73)	36 (79)	38 (84)	42 (93)
Connection Pipe Diameter (Liquid / Gas)		mm	6.35/9.52	6.35/9.52	6.35/9.52	6.35/12.70	6.35/12.70	6.35/12.70
Drain hose Diameter (I.D./O.D.)		mm	25/32	25/32	25/32	25/32	25/32	25/32
Max. Pipe Length (Pre-Charge)		m	20 (15)	25 (15)	25 (15)	30 (20)	30 (20)	30 (20)
Max. Height Difference		m	15	20	20	20	25	25
Operating Range	Cooling	°CDB	-15 to 46	-15 to 46	-15 to 46	-15 to 46	-15 to 46	-15 to 46
	Heating	°CDB	-15 to 24	-15 to 24	-15 to 24	-15 to 24	-15 to 24	-15 to 24
Refrigerant	Type (Global Warming Potential)		R32 (675)	R32 (675)	R32 (675)	R32 (675)	R32 (675)	R32 (675)
	Charge	kg(CO2eq-T)	0.85 (0.574)	0.85 (0.574)	0.85 (0.574)	1.02 (0.689)	1.25 (0.844)	1.25(0.844)
Cassette Grille	Model name		UTG-UFYF-W	UTG-UFYF-W	UTG-UFYF-W	UTG-UFYF-W	UTG-UFYF-W	UTG-UFYF-W
	Dimensions (H × W × D)	mm	49x620x620	49x620x620	49x620x620	49x620x620	49x620x620	49x620x620
	Weight	kg(lbs)	2.3 (5)	2.3 (5)	2.3 (5)	2.3 (5)	2.3 (5)	2.3 (5)

Optional parts

* For oprtional parts compatibility of Intesis devices, please refer to the optional parts compatibility list page C-046.

Compact Wired Remote Controller: UTY-RCRGZ1
Wired Remote Controller (Touch Panel): UTY-RNRGZ5
Wired Remote Controller: UTY-RLRG
UTY-RNNGM
UTY-RVNGM
Simple Remote Controller (Without operation mode): UTY-RHRG
Simple Remote Controller: UTY-RSRG
UTY-RSNGM

Wireless Remote Controller: UTY-LNTY
External Switch Controller: UTY-TERX
Wireless LAN Interface: UTY-TFSXZ1
FJ-RC-WIFI-1
Air Outlet Shutter Plate: UTR-YDZB
External Connect Kit: UTY-XWZXZG
Cassette Grille: UTG-UFGF-W
Fresh Air Intake Kit: UTZ-VXAA

Network Convertor for single split (DC power supply type): UTY-VTGX
Network Convertor for single split (AC power supply type): UTY-VTGXV
Insulation Kit For High Humidity: UTZ-KXGC
External input and output PCB: UTY-XCSX
External input and output PCB Box: UTZ-GXRA
Silver Ion Filter: UTD-HFAA

Dimensions

(Unit : mm)

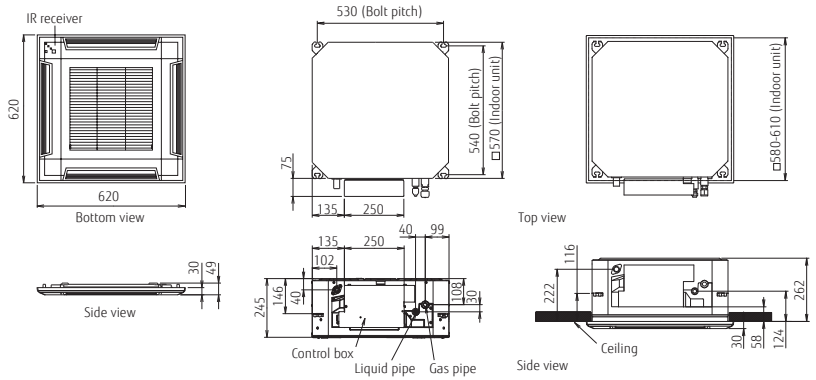

Cassette

Circular Flow Series

Comfort for Large Room

REFRIGERANT R32


UTG-UKGA-B
Black Color Grille

ALL DC

Economy | Set Temp. | Return | Auto Changeover | Up/Down | Adjust | Restart | Duct | Distributing | Individual | Auto OFF | Weekly | Filter | On/Off | Silver Ion | Drain Pump | Blue Fin (30/36/45/54)

Unique Circular Flow design

Cassette type realizes Circular Flow to blow large airflow in 360° direction by mounting high performance DC fan motor, turbo fan and unique seamless airflow louver design.

Individual louver control

Each louver can be set individually by Touch Panel Wired Remote Controller to enjoy the comfort of different directional airflows according to various room layouts.

*Touch Panel Wired RC (UTY-RNRGZ5)only


Comfortable air conditioning by preventing direct blowing of cold air and by providing swinging air flow simultaneously.


Efficient air conditioning based on the room layout

Human sensor increases more energy saving
Energy saving operation starts automatically by detecting the motion of a person. 2 modes of save operation mode and stop mode can be selected.

Compact and lightweight outdoor unit

45/54 models outdoor unit was changed completely. Easier installation was realized by compact and lightweight outdoor unit.



R410A model

R32 model

Low ambient operation

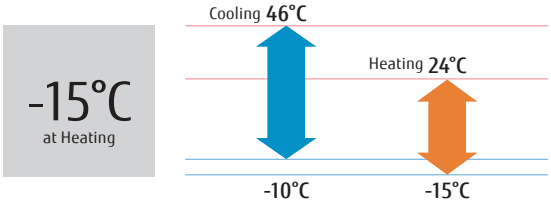

Various Cassette Grille

Both, black and white color grilles are available.
There are three types: white color grille with Remote Controller, only white color grille and only black color grille.
Selectable according to the atmosphere and/or usage of the room.


UTG-UKGA-W
White Color Grille
With touch panel wired remote controller


UTG-UKGA-B
Black Color Grille


UTG-UKGC-W
White Color Grille

Model: AUXG18KRLB / AUXG22KRLB / AUXG24KRLB / AUXG30KRLB / AUXG36KRLB / AUXG45KRLB / AUXG54KRLB
AUXG36KRLB [3 phase] / AUXG45KRLB [3 phase] / AUXG54KRLB [3 phase]

AUXG18/22/24KRLB

AUXG30/36/45/54KRLB

For AUXG18/22KRLB

For AUXG24KRLB

For AUXG30/36KRLB

For AUXG45/54KRLB

Specifications

Model No.	Indoor unit			AUXG18KRLB	AUXG22KRLB	AUXG24KRLB	AUXG30KRLB	AUXG36KRLB	AUXG45KRLB	AUXG54KRLB	AUXG36KRLB	AUXG45KRLB	AUXG54KRLB
	Outdoor unit			A0HG18KBTB	A0HG22KBTB	A0HG24KBTB	A0HG30KBTB	A0HG36KBTB	A0HG45KBTB	A0HG54KBTB	A0HG36KRTA	A0HG45KRTA	A0HG54KRTA
Power Source				Single phase, ~230V, 50Hz							3 phase, ~400V, 50Hz		
Capacity	Cooling		kW	5.2 (0.9-5.9)	6.0 (0.9-6.7)	6.8 (0.9-8.0)	8.5 (2.8-10.0)	9.5 (2.8-11.2)	12.1 (4.0-14.0)	13.4 (4.5-14.5)	9.5 (2.8-11.2)	12.1 (4.0-14.0)	13.4 (4.5-14.5)
	Heating			6.0 (0.9-7.5)	7.0 (0.9-8.0)	7.5 (0.9-9.1)	10.0 (2.7-11.2)	10.8 (2.7-12.7)	13.5 (4.2-16.2)	15.5 (4.7-16.5)	10.8 (2.7-12.7)	13.5 (4.2-16.2)	15.5 (4.7-16.5)
Input Power	Cooling/Heating		kW	1.36/1.58	1.71/1.82	1.89/1.90	2.44/2.51	2.91/2.45	3.61/3.21	4.41/4.16	2.91/2.45	3.61/3.21	4.41/4.16
EER	Cooling		W/W	3.82	3.51	3.60	3.49	3.26	3.35	3.04	3.26	3.35	3.04
COP	Heating			3.80	3.85	3.95	3.98	4.40	4.20	3.73	4.40	4.20	3.73
Pdesign	Cooling/Heating(-10°C)		kW	5.2/4.4	6.0/4.8	6.8/6.0	8.5/8.0	9.5/8.7	-	-	9.5 / 8.7	-	-
SEER	Cooling		W/W	7.00	7.00	6.60	6.70	6.55	-	-	6.55	-	-
SCOP	Heating (Average)			4.30	4.40	4.20	4.30	4.30	-	-	4.30	-	-
Energy Efficiency Class	Cooling			A++	A++	A++	A++	A++	-	-	A++	-	-
	Heating (Average)			A+	A+	A+	A+	A+	-	-	A+	-	-
Max. Operating Current	Cooling/Heating		A	12.1/12.1	12.6/12.6	13.6/13.6	22.6/22.6	22.6/22.6	28.5/28.5	28.5/28.5	10.5/10.5	14.0/14.0	14.0/14.0
Annual Energy Consumption	Cooling		kWh/a	260	300	360	444	507	-	-	507	-	-
	Heating			1,431	1,527	1,999	2,601	2,828	-	-	2,828	-	-
Moisture Removal			l/h	1.5	2.2	2.7	2.5	3.3	4.5	5.0	3.3	4.5	5.0
Sound Pressure Level	Indoor (Cooling)	H/M/L/Q	dB(A)	33/32/31/28	33/32/31/28	35/33/32/29	40/38/36/33	44/41/38/34	46/42/39/35	47/43/40/36	44/41/38/34	46/42/39/35	47/43/40/36
	Indoor (Heating)	H/M/L/Q		33/32/31/28	33/32/31/28	35/33/32/29	40/38/36/33	44/41/38/34	46/42/39/35	47/43/40/36	44/41/38/34	46/42/39/35	47/43/40/36
	Outdoor(Cooling/Heating)	High		50/50	51/51	53/54	53/55	55/55	57/57	57/59	55/55	57/57	57/59
Sound Power Level	Indoor(Cooling/Heating)	High		47/47	49/49	49/49	54/54	58/58	60/60	61/61	58/58	60/60	61/61
	Outdoor(Cooling/Heating)	High		62/62	63/63	65/66	68/69	70/70	71/71	73/73	70/70	71/71	73/73
Airflow Rate	Indoor / Outdoor (Cooling)	High	m^3/h	1,050/2,160	1,050/2,240	1,150/2,700	1,600/3,750	1,870/3,750	2,000/4,450	2,100/4,450	1,870/3,750	2,000/4,450	2,100/4,450
	Indoor / Outdoor (Heating)	High		1,050/1,830	1,050/1,960	1,150/2,700	1,600/3,750	1,870/3,750	2,000/4,450	2,100/4,450	1,870/3,750	2,000/4,450	2,100/4,450
Net Dimensions H x W x D	Indoor		mm	246 × 840 × 840	246 × 840 × 840	246 × 840 × 840	288 × 840 × 840	288 × 840 × 840	288 × 840 × 840	288 × 840 × 840	288 × 840 × 840	288 × 840 × 840	288 × 840 × 840
	Outdoor		mm	632 × 799 × 290	632 × 799 × 290	716 × 820 × 315	788 × 940 × 320	788 × 940 × 320	998 × 940 × 320	998 × 940 × 320	788 × 940 × 320	998 × 940 × 320	998 × 940 × 320
Weight	Indoor		kg(lbs)	23 (51)	23 (51)	24 (53)	26 (57)	29 (64)	29 (64)	29 (64)	29 (64)	29 (64)	29 (64)
	Outdoor		kg(lbs)	36 (79)	38 (84)	42 (93)	52 (115)	52 (115)	67 (148)	67 (148)	53 (117)	67 (148)	67 (148)
Connection Pipe Diameter (Liquid / Gas)			mm	6.35/12.70	6.35/12.70	6.35/12.70	9.52/15.88	9.52/15.88	9.52/15.88	9.52/15.88	9.52/15.88	9.52/15.88	9.52/15.88
Drain hose Diameter (I.D./O.D.)				25/32	25/32	25/32	25/32	25/32	25/32	25/32	25/32	25/32	25/32
Max. Pipe Length (Pre-Charge)			m	30 (20)	30 (20)	30 (20)	50 (30)	50 (30)	50 (30)	50 (30)	50 (30)	50 (30)	50 (30)
Max. Height Difference				20	25	25	30	30	30	30	30	30	30
Operating Range	Cooling		°CDB	-15 to 46	-15 to 46	-15 to 46	-15 to 46	-15 to 46	-15 to 46	-15 to 46	-15 to 46	-15 to 46	-15 to 46
	Heating			-15 to 24	-15 to 24	-15 to 24	-15 to 24	-15 to 24	-15 to 24	-15 to 24	-15 to 24	-15 to 24	-15 to 24
Refrigerant	Type (Global Warming Potential)			R32 (675)	R32 (675)	R32 (675)	R32 (675)	R32 (675)	R32 (675)	R32 (675)	R32 (675)	R32 (675)	R32 (675)
	Charge		kg(CO2eq-T)	1.02 (0.689)	1.25 (0.844)	1.25(0.844)	1.90(1.283)	1.90(1.283)	2.70(1.823)	2.70(1.823)	1.90(1.283)	2.70(1.823)	2.70(1.823)
Cassette Grille	Variation			UTG-UKGA-W: White Color with touch panel wired remote controller UTG-UKGC-W: White Color / UTG-UKGA-B*1: Black Color							UTG-UKGA-W: White Color with touch panel wired remote controller UTG-UKGC-W: White Color / UTG-UKGA-B*1: Black Color		
	Dimensions (H × W × D)		mm	53x950x950	53x950x950	53x950x950	53x950x950	53x950x950	53x950x950	53x950x950	53x950x950	53x950x950	53x950x950
	Weight		kg(lbs)	6.0 (13)	6.0 (13)	6.0 (13)	6.0 (13)	6.0 (13)	6.0 (13)	6.0 (13)	6.0 (13)	6.0 (13)	6.0 (13)

*1: IR Receiver kit and human sensor kit cannot be connected.

Optional parts

* For oprtional parts compatibility of Intesis devices, please refer to the optional parts compatibility list page C-046.

Compact Wired Remote Controller:	UTY-RCRGZ1
Wired Remote Controller (Touch Panel):	UTY-RNRGZ5
Wired Remote Controller:	UTY-RLRG
	UTY-RNNGM
	UTY-RVNGM
Simple Remote Controller (Without operation mode):	UTY-RHRG
Simple Remote Controller:	UTY-RSRG
	UTY-RSNGM
Human Sensor Kit:	UTY-SHZXC
External Switch Controller:	UTY-TERX
Wireless LAN Interface:	UTY-TFSXZ1
	FJ-RC-WIFI-1
External input and output PCB:	UTY-XCSX
External input and output PCB Box:	UTZ-GXRA
Insulation Kit For High Humidity:	UTZ-KXRA
Fresh Air Intake Kit:	UTZ-VXRA
Wide Panel:	UTG-AKXA-W
Panel Spacer:	UTG-BKXA-W
IR Receiver Unit	UTY-LBTGC
External Connect Kit:	UTY-XWZXZG
Cassette Grille:	UTG-UKGA-B
	UTG-UKGA-W
	UTG-UKGC-W
Air Outlet Shutter Plate:	UTR-YDZK
Network Convertor for single split (DC power supply type):	UTY-VTGX
Network Convertor for single split (AC power supply type):	UTY-VTGXV
Silver Ion Filter:	UTD-HFRA
(Outdoor unit 30/36/45/54)	
External Connect Kit:	UTY-XWZXZ3

Dimensions

(Unit : mm)

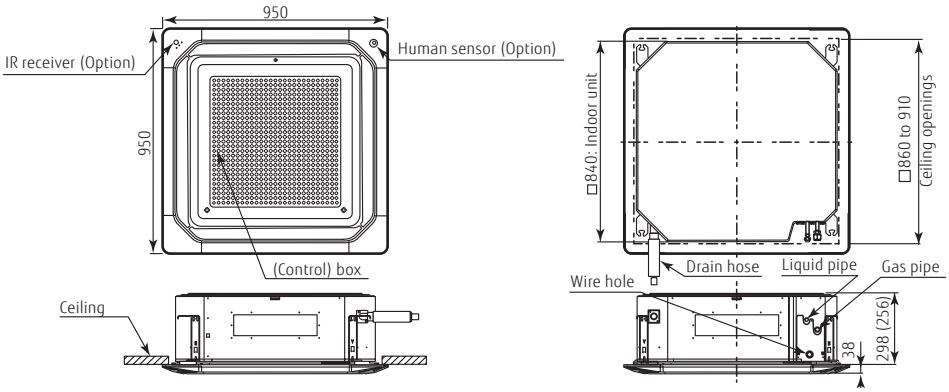

( ) : AUXG18/22/24KRLB

Slim Duct

Slim & Comfort

ALL DC

Economy | Return | Auto Changeover | Adjust | Restart | Auto OFF | Weekly | +Setback | Filter | On/Off | Silver Ion | Drain Pump

Slim design

The slim design allows installations where ceilings are narrow.
Drain hose as standard accessory

Height
198 mm
Drain pump built-in

Compact and lightweight outdoor unit

Compact and lightweight outdoor unit expands a wider range of choice for installation location. This makes it easier to use this outdoor unit.

Selectable with a wide range of static pressure

By using the DC fan motor, it is possible to change the static pressure range from 0 to 90 Pa.
The change of static pressure range is possible by remote controller.

Static pressure range
0 to 90 Pa

Auto Louver Grille Kit (Option)

Simple flat Auto Louver will provide comfort airflow and harmonize with luxury interior.

Low ambient operation

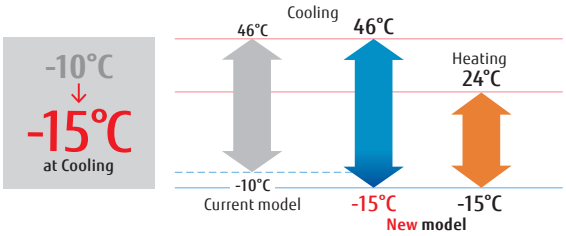

Model : ARXG09KLLAP / ARXG12KLLAP / ARXG14KLLAP / ARXG18KLLAP

ARXG09/12/14KLLAP

ARXG18KLLAP

For ARXG09/12/14KLLAP

For ARXG18KLLAP

Specifications

Model No.	Indoor unit			ARXG09KLLAP	ARXG12KLLAP	ARXG14KLLAP	ARXG18KLLAP
	Outdoor unit			AOHG09KBTB	AOHG12KBTB	AOHG14KBTB	AOHG18KBTB
Power Source				Single phase, ~230V, 50Hz			
Capacity	Cooling		kW	2.5 (0.9-3.2)	3.5 (0.9-4.4)	4.3 (0.9-5.4)	5.2 (0.9-5.9)
	Heating			3.2 (0.9-4.7)	4.1 (0.9-5.7)	5.0 (0.9-6.5)	6.0 (0.9-7.5)
Input Power	Cooling/Heating		kW	0.60/0.79	0.93/1.08	1.28/1.32	1.55/1.62
EER	Cooling		W/W	4.17	3.76	3.36	3.35
COP	Heating			4.05	3.80	3.79	3.70
Pdesign	Cooling/Heating(-10°C)		kW	2.5/2.6	3.5/3.4	4.3/3.8	5.2/4.4
SEER	Cooling		W/W	6.20	6.10	5.80	6.20
SCOP	Heating			4.30	4.00	3.90	4.10
Energy Efficiency Class	Cooling			A++	A++	A+	A++
	Heating			A+	A+	A	A+
Max. Operating Current	Cooling/Heating		A	7.9/7.9	9.7/9.7	10.2/10.2	12.1/12.1
Annual Energy Consumption	Cooling		kWh/a	141	201	259	293
	Heating			845	1,189	1,362	1,501
Moisture Removal			l/h	0.7	1.3	1.5	2.0
Sound Pressure Level	Indoor (Cooling)	H/M/L/Q	dB(A)	28/27/26/25	29/28/26/25	32/30/28/26	32/30/29/27
	Indoor (Heating)	H/M/L/Q		28/26/25/24	29/28/26/24	32/30/28/25	32/30/29/27
	Outdoor(Cooling/Heating)	High		46/46	47/47	49/49	50/50
Sound Power Level	Indoor(Cooling/Heating)	High		57/57	58/58	60/60	58/58
	Outdoor(Cooling/Heating)	High		59/59	61/61	62/62	62/62
Airflow Rate	Indoor / Outdoor (Cooling)	High	m^3/h	600/1,480	650/1,580	800/1,670	940/2,160
	Indoor / Outdoor (Heating)	High		600/1,410	650/1,520	800/1,580	940/1,830
Static pressure range (Standard)			Pa	0 to 90 (25)	0 to 90 (25)	0 to 90 (25)	0 to 90 (25)
Net Dimensions H x W x D	Indoor		mm	198 × 700 × 620	198 × 700 × 620	198 × 700 × 620	198 × 900 × 620
	Outdoor		mm	542 × 799 × 290	542 × 799 × 290	542 × 799 × 290	632 × 799 × 290
Weight	Indoor		kg(lbs)	17 (37)	17 (37)	17 (37)	20 (44)
	Outdoor		kg(lbs)	32 (71)	33 (73)	33 (73)	36 (79)
Connection Pipe Diameter (Liquid / Gas)			mm	6.35/9.52	6.35/9.52	6.35/9.52	6.35/12.70
Drain hose Diameter (I.D./O.D.)				25/32	25/32	25/32	25/32
Max. Pipe Length (Pre-Charge)			m	20 (15)	25 (15)	25 (15)	30 (20)
Max. Height Difference				15	20	20	20
Operating Range	Cooling		°CDB	-15 to 46	-15 to 46	-15 to 46	-15 to 46
	Heating			-15 to 24	-15 to 24	-15 to 24	-15 to 24
Refrigerant	Type (Global Warming Potential)			R32 (675)	R32 (675)	R32 (675)	R32 (675)
	Charge		kg(CO2eq-T)	0.85 (0.574)	0.85 (0.574)	0.85 (0.574)	1.02 (0.689)

Optional parts

* For oprtional parts compatibility of Intesis devices, please refer to the optional parts compatibility list page C-046.

Compact Wired Remote Controller: UTY-RCRGZ1
Wired Remote Controller (Touch Panel): UTY-RNRGZ5
Wired Remote Controller: UTY-RLRG
UTY-RNNGM
UTY-RVNGM
Simple Remote Controller (Without operation mode): UTY-RHRG
Simple Remote Controller: UTY-RSRG
UTY-RSNGM

External Switch Controller: UTY-TERX
Wireless LAN Interface: UTY-TFSXZ1
FJ-RC-WIFI-1
Silver Ion Filter: UTD-HFTA (09-14)
UTD-HFTB (18)
Auto Louver Grille Kit: UTD-GXTA-W (09-14)
UTD-GXTB-W (18)
IR Receiver Unit: UTY-LBTGM

Network Convertor for single split (DC power supply type): UTY-VTGX
Network Convertor for single split (AC power supply type): UTY-VTGXV
External Connect Kit: UTY-XWZXZG
Remote Sensor Unit: UTY-XSZX
Fresh Air Intake Kit: UTZ-VXAA

Dimensions

(Unit : mm)

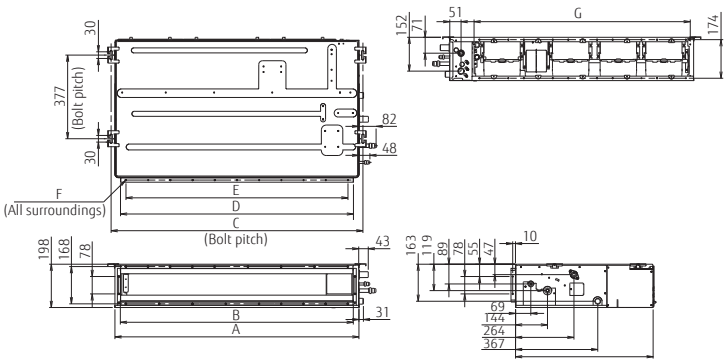

	ARXG09/12/14KLLAP	ARXG18KLLAP
A	700	900
B	650	850
C	734	934
D	650	850
E	P100x6=600	P100x8=800
F	18xØ5	22xØ5
G	574	774

Medium Static Pressure Duct

Compact & Comfort

ALL DC

Economy | Set Temp. | Return | Auto Changeover | Adjust | Restart | Duct | Auto OFF | Weekly | Filter | On/Off | Silver Ion | Adjust | Drain Pump | Blue Fin (30/36/45/54)

High Efficiency & Quiet operation

The combination of the V-shaped heat exchanger, air stabilizer, and the high efficient DC fan motor allowed high efficiency and quiet operation.

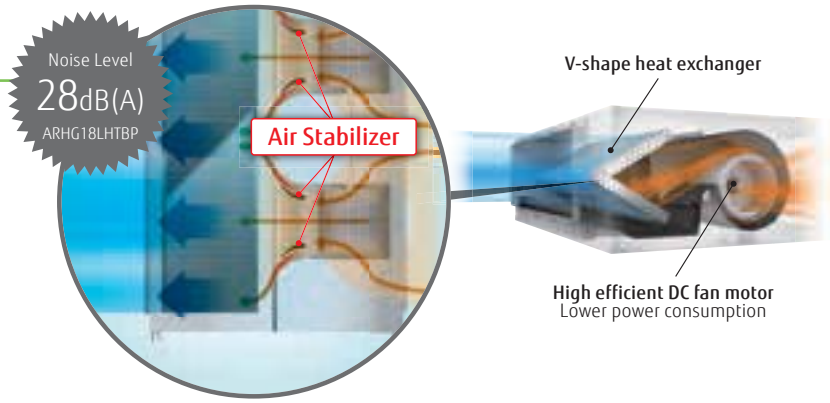

Small and light weight outdoor unit

This model is much more compact than conventional outdoor unit.
It can be installed in a narrow place.





Automatic Airflow adjustment function

This unique and innovative function detects required air flow in each application case and automatically adjust the volume.

Low ambient operation

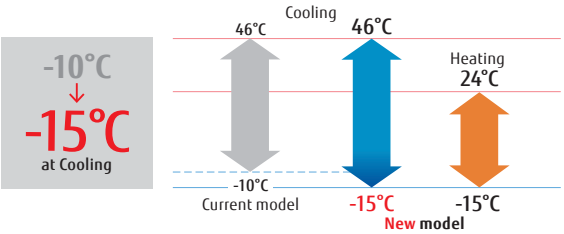

REFRIGERANT R32

Model: ARXG12KHTAP / ARXG14KHTAP / ARXG18KHTAP / ARXG22KHTAP / ARXG24KHTAP
ARXG30KHTAP / ARXG36KHTAP / ARXG45KHTAP / ARXG54KHTAP
ARXG36KHTAP [3 phase] / ARXG45KHTAP [3 phase] / ARXG54KHTAP [3 phase]


ARXG12/14KHTAP


ARXG18/22/24/30KHTAP


ARXG36/45/54KHTAP


For ARXG12/14KHTAP


For ARXG18/22KHTAP


For ARXG24KHTAP


For ARXG30/36KHTAP


For ARXG45/54KHTAP

Specifications

Model No.	Indoor unit		ARXG12KHTAP	ARXG14KHTAP	ARXG18KHTAP	ARXG22KHTAP	ARXG24KHTAP	ARXG30KHTAP	ARXG36KHTAP	ARXG45KHTAP	ARXG54KHTAP	ARXG36KHTAP	ARXG45KHTAP	ARXG54KHTAP
	Outdoor unit		AOHG12KBTB	AOHG14KBTB	AOHG18KBTB	AOHG22KBTB	AOHG24KBTB	AOHG30KBTB	AOHG36KBTB	AOHG45KBTB	AOHG54KBTB	AOHG36KRTA	AOHG45KRTA	AOHG54KRTA
Power Source			Single phase, ~230V, 50Hz									3 phase, ~400V, 50Hz		
Capacity	Cooling	kW	3.5 (0.9-4.4)	4.3 (0.9-5.4)	5.2 (0.9-5.9)	6.0 (0.9-6.7)	6.8 (0.9-8.0)	8.5 (2.8-10.0)	9.5 (2.8-11.2)	12.1 (4.0-14.0)	13.4 (4.5-14.5)	9.5 (2.8-11.2)	12.1 (4.0-14.0)	13.4 (4.5-14.5)
	Heating		4.1 (0.9-5.7)	5.0 (0.9-6.5)	6.0 (0.9-7.5)	7.0 (0.9-8.0)	7.5 (0.9-9.1)	10.0 (2.7-11.2)	10.8 (2.7-12.7)	13.5 (4.2-16.2)	15.5 (4.7-16.5)	10.8 (2.7-12.7)	13.5 (4.2-16.2)	15.5 (4.7-16.5)
Input Power	Cooling/Heating	kW	0.87/1.00	1.17/1.25	1.36/1.56	1.71/1.81	1.89/1.85	2.65/2.63	2.86/2.48	3.53/3.37	4.42/3.89	2.86/2.48	3.53/3.37	4.42/3.89
EER	Cooling	W/W	4.02	3.68	3.82	3.51	3.60	3.21	3.32	3.43	3.03	3.32	3.43	3.03
COP	Heating	W/W	4.10	4.00	3.85	3.87	4.06	3.80	4.35	4.01	3.98	4.35	4.01	3.98
Pdesign	Cooling/Heating(-10°C)	kW	3.5/3.4	4.3/3.8	5.2/4.4	6.0/4.8	6.8/6.0	8.5/8.0	9.5/8.7	-	-	9.5 / 8.7	-	-
SEER	Cooling	W/W	6.30	6.20	6.50	6.50	6.50	6.23	6.10	-	-	6.10	-	-
SCOP	Heating (Average)	W/W	4.10	4.00	4.10	4.20	4.10	4.00	4.20	-	-	4.20	-	-
Energy Efficiency Class	Cooling		A++	A++	A++	A++	A++	A++	A++	-	-	A++	-	-
	Heating (Average)		A+	A+	A+	A+	A+	A+	A+	-	-	A+	-	-
Max. Operating Current	Cooling/Heating	A	9.7/9.7	10.2/10.2	12.1/12.1	12.6/12.6	13.6/13.6	22.6/22.6	22.6/22.6	28.5/28.5	28.5/28.5	10.5/10.5	14.0/14.0	14.0/14.0
Annual Energy Consumption	Cooling	kWh/a	194	243	280	323	366	477	544	-	-	544	-	-
	Heating	kWh/a	1,159	1,328	1,501	1,597	2,048	2,796	2,898	-	-	2,898	-	-
Moisture Removal		l/h	0.7	0.9	1.2	1.5	1.8	2.3	2.0	2.6	3.7	2.0	2.6	3.7
Sound Pressure Level	Indoor (Cooling)	H/M/L/Q	32/27/26/24	33/28/27/25	28/25/22/20	28/25/22/20	32/28/24/21	36/33/30/29	36/31/28/26	39/35/31/29	39/35/31/29	36/31/28/26	39/35/31/29	39/35/31/29
	Indoor (Heating)	H/M/L/Q	32/27/26/24	33/28/27/25	28/25/22/20	28/25/22/20	32/28/24/21	36/33/30/29	33/31/28/26	39/35/31/29	39/35/31/29	33/31/28/26	39/35/31/29	39/35/31/29
	Outdoor(Cooling/Heating)	High dB(A)	47/47	49/49	50/50	51/51	53/54	53/55	55/55	57/57	57/59	55/55	57/57	57/59
Sound Power Level	Indoor(Cooling/Heating)	High dB(A)	57/58	59/60	54/54	57/57	57/57	63/65	64/63	67/69	67/69	64/63	67/69	67/69
	Outdoor(Cooling/Heating)	High dB(A)	61/61	62/62	62/62	63/63	65/66	68/69	70/70	71/71	73/73	70/70	71/71	73/73
Airflow Rate	Indoor / Outdoor (Cooling)	High m^3/h	850/1,580	950/1,670	1,050/2,160	1,050/2,240	1,360/2,700	1,700/3,750	2,050/3,750	2,550/4,450	2,550/4,450	2,050/3,750	2,550/4,450	2,550/4,450
	Indoor / Outdoor (Heating)	High m^3/h	850/1,520	950/1,580	1,050/1,830	1,050/1,960	1,360/2,700	1,700/3,750	1,850/3,750	2,550/4,450	2,550/4,450	1,850/3,750	2,550/4,450	2,550/4,450
Static pressure range (Standard)		Pa	30 to 200 (35)	30 to 200 (35)	30 to 200 (35)	30 to 200 (35)	30 to 200 (35)	30 to 200 (47)	30 to 200 (47)	30 to 200 (60)	30 to 200 (60)	30-200 (47)	30-200 (60)	30-200 (60)
Net Dimensions H x W x D	Indoor	mm	300 × 700 × 700	300 × 700 × 700	300 × 1,000 × 700	300 × 1,000 × 700	300 × 1,000 × 700	300 × 1,000 × 700	300 × 1,400 × 700	300 × 1,400 × 700	300 × 1,400 × 700	300 × 1,400 × 700	300 × 1,400 × 700	300 × 1,400 × 700
	Outdoor	mm	542 × 799 × 290	542 × 799 × 290	632 × 799 × 290	632 × 799 × 290	716 × 820 × 315	788 × 940 × 320	788 × 940 × 320	998 × 940 × 320	998 × 940 × 320	788 × 940 × 320	998 × 940 × 320	998 × 940 × 320
Weight	Indoor	kg(lbs)	27 (60)	27 (60)	35 (77)	35 (77)	36 (79)	36 (79)	46 (101)	46 (101)	46 (101)	46 (101)	46 (101)	46 (101)
	Outdoor	kg(lbs)	33 (73)	33 (73)	36 (79)	38 (84)	42 (93)	52 (115)	52 (115)	67 (148)	67 (148)	53 (117)	67 (148)	67 (148)
Connection Pipe Diameter (Liquid / Gas)		mm	6.35/9.52	6.35/9.52	6.35/12.70	6.35/12.70	6.35/12.70	9.52/15.88	9.52/15.88	9.52/15.88	9.52/15.88	9.52/15.88	9.52/15.88	9.52/15.88
Drain hose Diameter (I.D./O.D.)		mm	25/32	25/32	25/32	25/32	25/32	25/32	25/32	25/32	25/32	25/32	25/32	25/32
Max. Pipe Length (Pre-Charge)		m	25 (15)	25 (15)	30 (20)	30 (20)	30 (20)	50 (30)	50 (30)	50 (30)	50 (30)	50 (30)	50 (30)	50 (30)
Max. Height Difference		m	20	20	20	25	25	30	30	30	30	30	30	30
Operating Range	Cooling	°CDB	-15 to 46	-15 to 46	-15 to 46	-15 to 46	-15 to 46	-15 to 46	-15 to 46	-15 to 46	-15 to 46	-15 to 46	-15 to 46	-15 to 46
	Heating	°CDB	-15 to 24	-15 to 24	-15 to 24	-15 to 24	-15 to 24	-15 to 24	-15 to 24	-15 to 24	-15 to 24	-15 to 24	-15 to 24	-15 to 24
Refrigerant	Type (Global Warming Potential)		R32 (675)	R32 (675)	R32 (675)	R32 (675)	R32 (675)	R32 (675)	R32 (675)	R32 (675)	R32 (675)	R32 (675)	R32 (675)	R32 (675)
	Charge	kg(CO2eq-T)	0.85 (0.574)	0.85 (0.574)	1.02 (0.689)	1.25 (0.844)	1.25(0.844)	1.90(1.283)	1.90(1.283)	2.70(1.823)	2.70(1.823)	1.90(1.283)	2.70(1.823)	2.70(1.823)

Optional parts

* For oprtional parts compatibility of Intesis devices, please refer to the optional parts compatibility list page C-046.

Compact Wired Remote Controller: UTY-RCRGZ1
Wired Remote Controller (Touch Panel): UTY-RNRGZ5
Wired Remote Controller: UTY-RLRG
UTY-RNNGM
UTY-RVNGM
Simple Remote Controller (Without operation mode): UTY-RHRG
Simple Remote Controller: UTY-RSRG
UTY-RSNGM
Remote Sensor Unit: UTY-XSZX
External Switch Controller: UTY-TERX

External input and output PCB: UTY-XCSX
External Connect Kit: UTY-XWZXZG
External input and output PCB: UTZ-GXNA
Long-Life Filter: UTD-LFNC (12-14)
UTD-LFNB (18-30)
UTD-LFNA (36-54)
Silver Ion Filter: UTD-HFNC (12/14)
UTD-HFNB (18-30)
UTD-HFNA (36-54)
IR Receiver Unit: UTY-LBTGM

Wireless LAN Interface: UTY-TFSXZ1
FJ-RC-WIFI-1
Network Convertor for single split (DC power supply type): UTY-VTGX
Network Convertor for single split (AC power supply type): UTY-VTGXV

(Outdoor unit 30/36/45/54)
External Connect Kit: UTY-XWZXZ3

Dimensions

(Unit : mm)

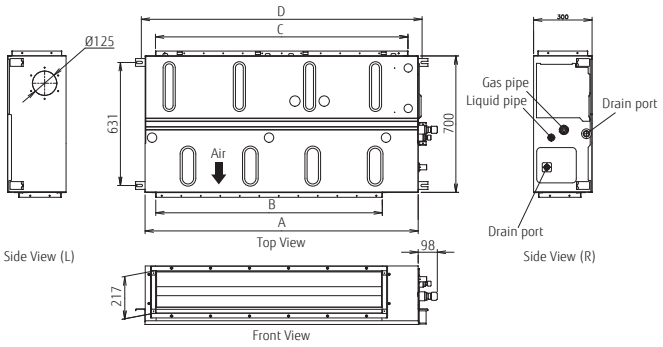

	ARXG12/14KHTAP	ARXG18/22/24/30KHTAP	ARXG36/45/54KHTAP
A	700	1,000	1,400
B	462	762	1,162
C	650	895	1,295
D	740	1,040	1,440

Medium Static Pressure Duct

Standard

ALL DC

Economy | Return | Auto Changeover | Adjust | Restart | Duct | Distributing | Auto OFF | Weekly | +Setback | Filter | On/Off | Silver Ion | Blue Fin

(45)

Slim & Compact design

Indoor Unit

The slim and compact design of the indoor unit, with the control box mounted on the side of the unit, allows installation in narrow spaces.

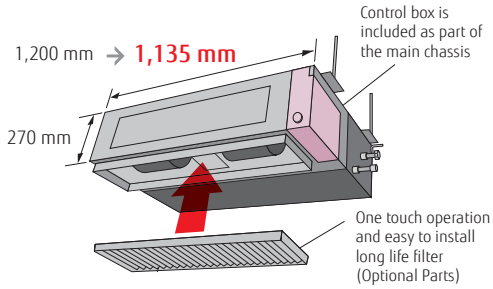

Outdoor Unit

45 model outdoor unit was changed completely. Easier installation was realized by compact and lightweight outdoor unit.



Easy maintenance

Structural improvement is attained by making the bottom panel two pieces, front and rear. The internal fan casing is also manufactured in two pieces, namely upper and lower. The maintenance of the motor and fan can be easily carried out by removing the rear panel and the lower part of the casing while leaving the main chassis installed.

See below for the case of rear suction type

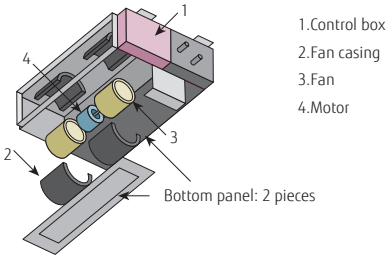

Two-direction drain piping

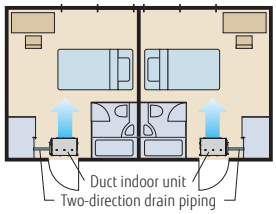

All class low ambient operation

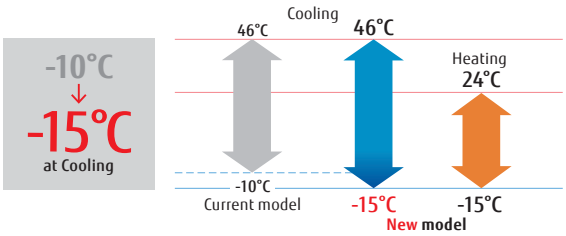

Model : ARXG22KMLB / ARXG24KMLA / ARXG30KMLA / ARXG36KMLA / ARXG45KMLA
ARXG36KMLA [3 phase] / ARXG45KMLA [3 phase]

For ARXG22KMLB For ARXG24KMLA For ARXG30/36KMLA For ARXG45KMLA

Specifications

Model No.	Indoor unit			ARXG22KMLB	ARXG24KMLA	ARXG30KMLA	ARXG36KMLA	ARXG45KMLA	ARXG36KMLA	ARXG45KMLA
	Outdoor unit			AOHG22KBTB	AOHG24KBTB	AOHG30KBTB	AOHG36KBTB	AOHG45KBTB	AOHG36KRTA	AOHG45KRTA
Power Source				Single phase, ~230V, 50Hz					3 phase, ~400V, 50Hz	
Capacity	Cooling		kW	6.0 (0.9-6.7)	6.8 (0.9-8.0)	8.5 (2.8-10.0)	9.5 (2.8-11.2)	12.1 (4.0-13.0)	9.5 (2.8-11.2)	12.1 (4.0-13.0)
	Heating			7.0 (0.9-8.0)	7.5 (0.9-9.1)	10.0 (2.7-11.2)	10.8 (2.7-12.7)	13.5 (4.2-15.2)	10.8 (2.7-12.7)	13.5 (4.2-15.2)
Input Power	Cooling/Heating		kW	1.78/1.87	2.14/1.97	2.65/2.63	2.97/2.88	4.22/3.84	2.97/2.88	4.22/3.84
EER	Cooling		W/W	3.37	3.18	3.21	3.20	2.87	3.20	2.87
COP	Heating			3.74	3.80	3.80	3.75	3.52	3.75	3.52
Pdesign	Cooling/Heating(-10°C)		kW	6.0/4.8	6.8/6.0	8.5/8.0	9.5/8.7	-	9.5 / 8.7	-
SEER	Cooling		W/W	6.10	6.20	6.23	6.10	-	6.10	-
SCOP	Heating			4.10	4.10	4.00	4.00	-	4.00	-
Energy Efficiency Class	Cooling			A++	A++	A++	A++	-	A++	-
	Heating			A+	A+	A+	A+	-	A+	-
Max. Operating Current	Cooling/Heating		A	12.6/12.6	13.6/13.6	22.6/22.6	22.6/22.6	28.5/28.5	10.5/10.5	14.0/14.0
Annual Energy Consumption	Cooling		kWh/a	344	384	477	545	-	545	-
	Heating			1,637	2,045	2,797	3,044	-	3,044	-
Moisture Removal			l/h	2.1	2.5	2.5	3.0	4.0	3.0	4.0
Sound Pressure Level	Indoor (Cooling)	H/M/L/Q	dB(A)	31/29/27/25	31/29/27/25	39/35/30/26	39/35/30/26	42/38/32/28	39/35/30/26	42/38/32/28
	Indoor (Heating)	H/M/L/Q		31/29/27/25	31/29/27/25	42/35/30/26	42/35/30/26	42/38/32/28	42/35/30/26	42/38/32/28
	Outdoor(Cooling/Heating)	High		51/51	53/54	53/55	55/55	57/57	55/55	57/57
Sound Power Level	Indoor(Cooling/Heating)	High		60/62	60/62	65/69	65/70	68/70	65/70	68/70
	Outdoor(Cooling/Heating)	High		63/63	65/66	68/69	70/70	71/71	70/70	71/71
Airflow Rate	Indoor / Outdoor (Cooling)	High	m^3/h	1,100/2,240	1,100/2,700	1,900/3,750	1,900/3,750	2,100/4,450	1,900/3,750	2,100/4,450
	Indoor / Outdoor (Heating)	High		1,100/1,960	1,100/2,700	2,100/3,750	2,100/3,750	2,100/4,450	2,100/3,750	2,100/4,450
Static pressure range (Standard)			Pa	30 to 150 (35)	30 to 150 (35)	30 to 150 (47)	30 to 150 (47)	30 to 150 (60)	30-150 (47)	30-150 (60)
Net Dimensions H x W x D	Indoor		mm	270 × 1,135 × 700	270 × 1,135 × 700	270 × 1,135 × 700	270 × 1,135 × 700	270 × 1,135 × 700	270 × 1,135 × 700	270 × 1,135 × 700
	Outdoor		mm	632 × 799 × 290	716 × 820 × 315	788 × 940 × 320	788 × 940 × 320	998 × 940 × 320	788 × 940 × 320	998 × 940 × 320
Weight	Indoor		kg(lbs)	35 (77)	35 (77)	38 (84)	38 (84)	39 (86)	38 (84)	39 (86)
	Outdoor		kg(lbs)	38 (84)	42 (93)	52 (115)	52 (115)	67 (148)	53 (117)	67 (148)
Connection Pipe Diameter (Liquid / Gas)			mm	6.35/12.70	6.35/12.70	9.52/15.88	9.52/15.88	9.52/15.88	9.52/15.88	9.52/15.88
Drain hose Diameter (I.D./O.D.)				35.7/38.1	35.7/38.1	35.7/38.1	35.7/38.1	35.7/38.1	35.7/38.1	35.7/38.1
Max. Pipe Length (Pre-Charge)			m	30 (20)	30 (20)	50 (30)	50 (30)	50 (30)	50 (30)	50 (30)
Max. Height Difference				25	25	30	30	30	30	30
Operating Range	Cooling		°CDB	-15 to 46	-15 to 46	-15 to 46	-15 to 46	-15 to 46	-15 to 46	-15 to 46
	Heating			-15 to 24	-15 to 24	-15 to 24	-15 to 24	-15 to 24	-15 to 24	-15 to 24
Refrigerant	Type (Global Warming Potential)			R32 (675)	R32 (675)	R32 (675)	R32 (675)	R32 (675)	R32 (675)	R32 (675)
	Charge		kg(CO2eq-T)	1.25 (0.844)	1.25(0.844)	1.90(1.283)	1.90(1.283)	2.70(1.823)	1.90(1.283)	2.70(1.823)

Optional parts

* For oprtional parts compatibility of Intesis devices, please refer to the optional parts compatibility list page C-046.

Compact Wired Remote Controller:	UTY-RCRGZ1
Wired Remote Controller (Touch Panel):	UTY-RNRGZ5
Wired Remote Controller:	UTY-RLRG
	UTY-RNNGM
	UTY-RVNGM
Simple Remote Controller (Without operation mode):	UTY-RHRG
Simple Remote Controller:	UTY-RSRG
	UTY-RSNGM
External Switch Controller:	UTY-TERX
Wireless LAN Interface:	UTY-TFSXZ1
	FJ-RC-WIFI-1
Flange (Round):	UTD-RF204
Flange (Square):	UTD-SF045T
IR Receiver Unit:	UTY-LBTGM
Remote Sensor Unit:	UTY-XSZX
External Connect Kit:	UTY-XWZXZG
Network Convertor for single split (DC power supply type):	UTY-VTGX
Network Convertor for single split (AC power supply type):	UTY-VTGXV
Drain Pump Unit:	UTZ-PX1NBA
Long-Life Filter:	UTD-LF25NA
Silver Ion Filter:	UTD-HFND
(Outdoor unit 30/36/45/54)	
External Connect Kit:	UTY-XWZXZ3

Dimensions

(Unit : mm)

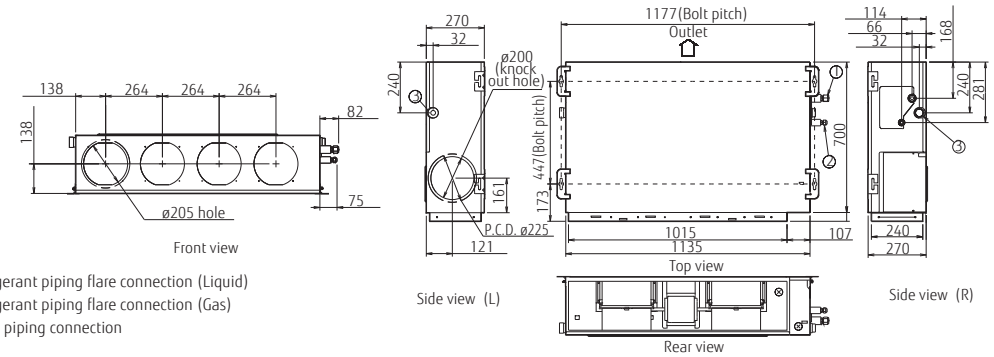

① Refrigerant piping flare connection (Liquid)
② Refrigerant piping flare connection (Gas)
③ Drain piping connection

High Static Pressure Duct

REFRIGERANT R32

Economy | Return | Auto Changeover | Adjust | Restart | Auto OFF | Weekly | +Setback | Filter | On/Off | Silver Ion | Blue Fin

Easy installation (Compact size & Lightweight)

A compact size and lightweight indoor unit & outdoor unit has been developed by reducing the basic chassis and the overall material weight.





Design also corresponding to high static pressure



Low noise

Cutting off the corners has enabled less turbulent airflow.
Low noise is realized by adopting a plastic case and a plastic fan.

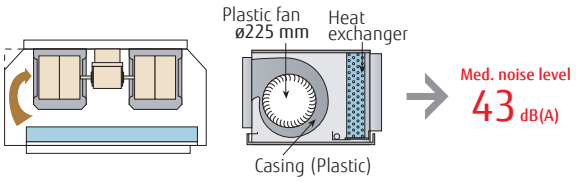

Low ambient operation

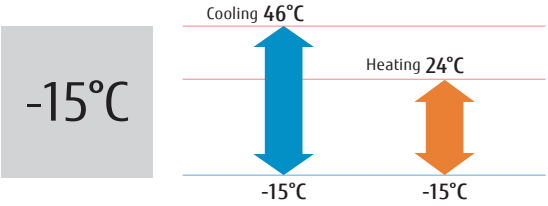

Model : ARXG45KHTA / ARXG54KHTA
ARXG45KHTA [3 phase] / ARXG54KHTA [3 phase]

Specifications

Model No.	Indoor unit			ARXG45KHTA	ARXG54KHTA	ARXG45KHTA	ARXG54KHTA
	Outdoor unit			AOHG45KBTB	AOHG54KBTB	AOHG45KRTA	AOHG54KRTA
Power Source				Single phase, ~230V, 50Hz		3 phase, ~400V, 50Hz	
Capacity	Cooling		kW	12.1 (4.0-14.0)	13.4 (5.0-14.5)	12.1 (4.0-14.0)	13.4 (5.0-14.5)
	Heating			13.5 (5.0-16.2)	15.5 (5.5-18.0)	13.5 (5.0-16.2)	15.5 (5.5-18.0)
Input Power	Cooling/Heating		kW	4.16/3.61	4.77/4.18	4.16/3.61	4.77/4.18
EER	Cooling		W/W	2.91	2.81	2.91	2.81
COP	Heating			3.74	3.71	3.74	3.71
Pdesign	Cooling/Heating(-10°C)		kW	-	-	-	-
SEER	Cooling		W/W	-	-	-	-
SCOP	Heating			-	-	-	-
Energy Efficiency Class	Cooling			-	-	-	-
	Heating			-	-	-	-
Max. Operating Current	Cooling/Heating		A	28.5/28.5	28.5/28.5	14.0/14.0	14.0/14.0
Annual Energy Consumption	Cooling		kWh/a	-	-	-	-
	Heating			-	-	-	-
Moisture Removal			l/h	1.5	2.0	1.5	2.0
Sound Pressure Level	Indoor (Cooling)	H/M/L	dB(A)	47/43/40	47/43/40	47/43/40	47/43/40
	Indoor (Heating)	H/M/L		47/43/40	47/43/40	47/43/40	47/43/40
	Outdoor(Cooling/Heating)	High		57/57	57/59	57/57	57/59
Sound Power Level	Indoor(Cooling/Heating)	High		75/74	75/74	75/74	75/74
	Outdoor(Cooling/Heating)	High		71/71	73/73	71/71	73/73
Airflow Rate	Indoor / Outdoor (Cooling)	High	m^3/h	3,350/4,450	3,350/4,450	3,350/4,450	3,350/4,450
	Indoor / Outdoor (Heating)	High		3,350/4,450	3,350/4,450	3,350/4,450	3,350/4,450
Static pressure range (Standard)			Pa	100 to 250 (100)	100 to 250 (100)	100to250 (100)	100to250 (100)
Net Dimensions H x W x D	Indoor		mm	400 × 1,050 × 500	400 × 1,050 × 500	400 × 1,050 × 500	400 × 1,050 × 500
	Outdoor		mm	998 × 940 × 320	998 × 940 × 320	998 × 940 × 320	998 × 940 × 320
Weight	Indoor		kg(lbs)	46 (101)	46 (101)	46 (101)	46 (101)
	Outdoor		kg(lbs)	67 (148)	67 (148)	67 (148)	67 (148)
Connection Pipe Diameter (Liquid / Gas)			mm	9.52/15.88	9.52/15.88	9.52/15.88	9.52/15.88
Drain hose Diameter (I.D./O.D.)				23.4/25.4	23.4/25.4	23.4/25.4	23.4/25.4
Max. Pipe Length (Pre-Charge)			m	50 (30)	50 (30)	50 (30)	50 (30)
Max. Height Difference				30	30	30	30
Operating Range	Cooling		°CDB	-15 to 46	-15 to 46	-15 to 46	-15 to 46
	Heating			-15 to 24	-15 to 24	-15 to 24	-15 to 24
Refrigerant	Type (Global Warming Potential)			R32 (675)	R32 (675)	R32 (675)	R32 (675)
	Charge		kg(CO2eq-T)	2.70(1.823)	2.70(1.823)	2.70(1.823)	2.70(1.823)

Optional parts

* For oprtional parts compatibility of Intesis devices, please refer to the optional parts compatibility list page C-046.

Wired Remote Controller: UTY-RNNGM
UTY-RVNGM
Simple Remote Controller: UTY-RSNGM
Wireless LAN Interface: UTY-TFNXZ1
FJ-RC-WIFI-1

External Connect Kit: UTD-ECS5A
Remote Sensor Unit: UTY-XSZX
Long-Life Filter: UTD-LF60KA
External Switch Controller: UTY-TERX
Silver Ion Filter: UTD-HFKB

Network Convertor for single split (DC power supply type): UTY-VTGX
Network Convertor for single split (AC power supply type): UTY-VTGXV

(Outdoor unit 45/54) UTY-XWZXZ3
External Connect Kit:

Dimensions

(Unit : mm)

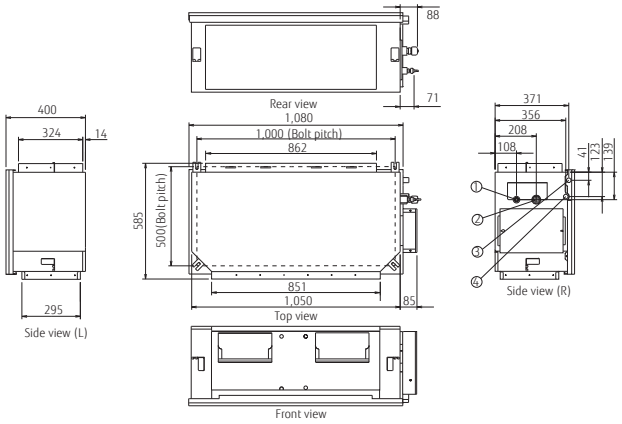

① Refrigerant piping flare connection (Liquid)
② Refrigerant piping flare connection (Gas)
③ Drain piping connection (Safety drain pan)
④ Drain piping connection(Main drain pan)

High Static Pressure Duct

REFRIGERANT R410A

ALL DC (60)

Economy | Auto Changeover | Adjust | Restart | +Setback | Filter | Blue Fin

High energy efficiency

Significantly greater efficiency is realized by using all DC inverter technology. (60 model)

Design also corresponding to high static pressure



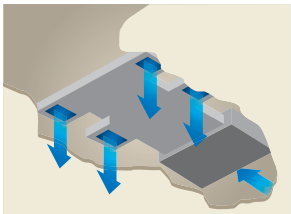

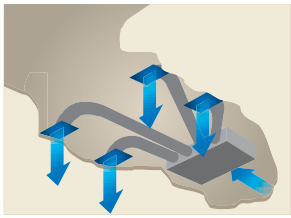

Easy installation (Compact size & Lightweight)

A compact size and lightweight indoor unit has been developed by reducing the basic chassis and the overall material weight.

Low noise

Cutting off the corners has enabled less turbulent airflow.
Low noise is realized by adopting a plastic case and a plastic fan.

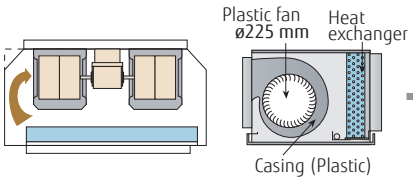

Med. noise level
40 dB(A)

Low ambient operation

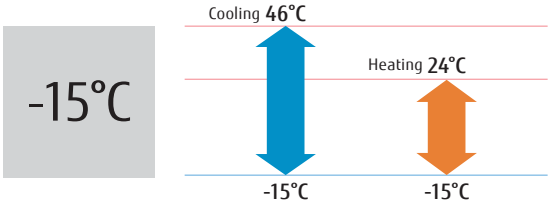

Model : ARHG60LHTA [3 phase]

Wired R.C.

Specifications

Model No.	Indoor unit			ARHG60LHTA
	Outdoor unit			AOHG60LATT
Power Source				3 phase, ~400V, 50Hz
Capacity	Cooling		kW	15.0 (6.2-17.5)
	Heating			18.0 (6.2-20.0)
Input Power	Cooling/Heating		kW	4.70/5.15
EER	Cooling		W/W	3.19
COP	Heating			3.50
Max. Operating Current	Cooling/Heating		A	12.5 /12.5
Moisture Removal			l/h	2.0
Sound Pressure	Indoor (Cooling)	H/M/L/Q	dB(A)	45/40/36/-
	Indoor (Heating)	H/M/L/Q		45/40/36/-
	Outdoor(Cooling/Heating)	High		56/58
Airflow Rate	Indoor / Outdoor (Cooling)	High	m^3/h	3,550/6,900
	Indoor / Outdoor (Heating)	High		3,550/7,300
Static pressure range (Standard)			Pa	60 to 260 (60)
Net Dimensions H x W x D	Indoor		mm	425 × 1,250 × 490
	Outdoor		mm	1,290 × 900 × 330
Weight	Indoor		kg(lbs)	54 (119)
	Outdoor		kg(lbs)	104 (229)
Connection Pipe Diameter (Liquid / Gas)			mm	9.52/15.88
Drain hose Diameter (I.D./O.D.)				23.4/25.4
Max. Pipe Length (Pre-Charge)			m	75 (30)
Max. Height Difference				30
Operating Range	Cooling		°CDB	-15 to 46
	Heating			-15 to 24
Refrigerant	Type (Global Warming Potential)			R410A (2,088)
	Charge		kg(CO2eq-T)	3.45 (7.204)

Optional parts

* For oprtional parts compatibility of Intesis devices, please refer to the optional parts compatibility list page C-046.

Wired Remote Controller:	UTY-RNNGM	Network Convertor for single split (DC power supply type):	UTY-VTGX
Wired Remote Controller:	UTY-RVNGM	Network Convertor for single split (AC power supply type):	UTY-VTGXV
Simple Remote Controller:	UTY-RSNGM	External Connect Kit:	UTD-ECS5A
External Switch Controller:	UTY-TERX	IR Receiver Unit	UTY-LRHGM
Wireless LAN Interface:	UTY-TFNXZ1		
	FJ-RC-WIFI-1	**(Outdoor unit AOYG60LATT)**	
Remote Sensor Unit:	UTY-XSZX	External Connect Kit:	UTY-XWZXZ2

Dimensions

(Unit : mm)

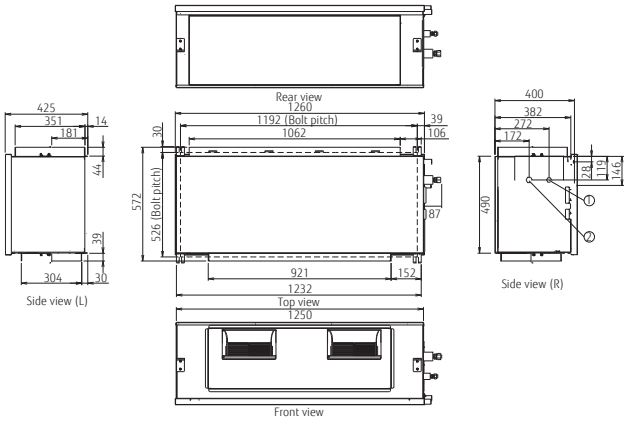

① Refrigerant piping flare connection (Liquid)
② Refrigerant piping flare connection (Gas)
③ Drain piping connection (Safety drain pan)
④ Drain piping connection(Main drain pan)

Big Duct

REFRIGERANT R410A

ALL DC

Separation is possible by lightweight compact design

The indoor unit can be separated into fan unit and heat-exchanger unit to assist the installation works.



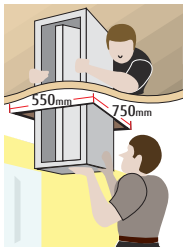

Automatic Airflow adjustment function

This function can set the optimum airflow automatically so, that installation time is shortened drastically.

Quiet operation

The combination of the V-shaped heat exchanger, air stabilizer, and the high efficient DC fan motor allowed quiet operation despite of the small structural design.

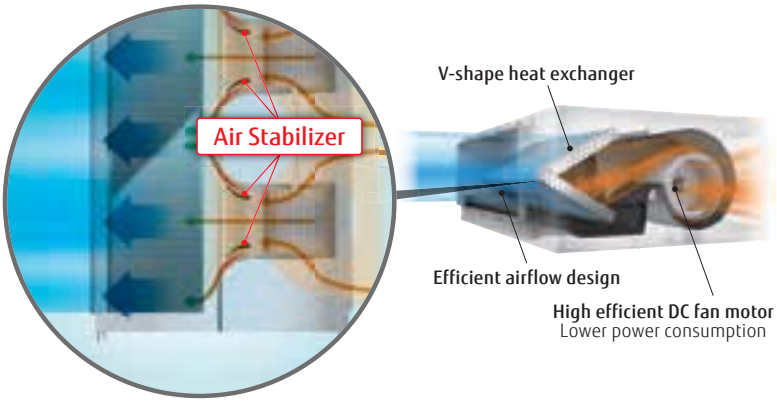

REFRIGERANT R410A

Model : ARHG72LHTA / ARHG90LHTA

Wired R.C.

Specifications

Model No.	Indoor unit			ARHG72LHTA	ARHG90LHTA
	Outdoor unit			AOHG72LRLA	AOHG90LRLA
Power Source	Indoor			Single phase, ~230V, 50Hz	
	Outdoor			3 phase, ~400V, 50Hz	
Capacity	Cooling		kW	19.0 (8.4-20.9)	22.0 (10.3-24.2)
	Heating			22.4 (7.2-24.6)	27.0 (8.5-29.7)
Input Power	Cooling/Heating		kW	6.46 / 6.59	7.77 / 8.18
EER	Cooling		W/W	2.94	2.83
COP	Heating			3.40	3.30
Max. Operating Current	Indoor(Cooling/Heating)		A	-	-
	Outdoor(Cooling/Heating)			-	-
Moisture Removal			l/h	4.5	6.0
Sound Pressure	Indoor (Cooling)	H/M/L/Q	dB(A)	46/43/41/39	47/44/42/40
	Indoor (Heating)	H/M/L/Q		46/43/41/39	47/44/42/40
	Outdoor(Cooling/Heating)	High		55/55	55/57
Airflow Rate	Indoor / Outdoor (Cooling)	High	m^3/h	4,300/8,400	4,300/8,400
	Indoor / Outdoor (Heating)	High		4,300/8,400	4,300/9,000
Static pressure range (Standard)			Pa	50 to 150 (72)	50 to 200 (72)
Net Dimensions H x W x D	Indoor		mm	360 × 1,400 × 850	360 × 1,400 × 850
	Outdoor		mm	1,428 × 1,080 × 480	1,428 × 1,080 × 480
Weight	Indoor		kg(lbs)	69 (152)	80 (176)
	Outdoor		kg(lbs)	165 (364)	174 (384)
Connection Pipe Diameter (Liquid / Gas)			mm	12.7/25.4	12.7/25.4
Drain Hose Diameter (I.D./O.D.)				25/32	25/32
Max. Pipe Length (Pre-Charge)			m	100 (30)	100 (30)
Max. Height Difference				30	30
Operating Range	Cooling		°CDB	-15 to 46	-15 to 46
	Heating			-20 to 24	-20 to 24
Refrigerant	Type (Global Warming Potential)			R410A (2,088)	R410A (2,088)
	Charge		kg(CO2eq-T)	5.6 (11.693)	7.1 (14.825)

Optional parts

* For oprtional parts compatibility of Intesis devices, please refer to the optional parts compatibility list page C-046.

Compact Wired Remote Controller:	UTY-RCRGZ1
Wired Remote Controller (Touch Panel):	UTY-RNRGZ5
Wired Remote Controller:	UTY-RLRG
	UTY-RNNGM
	UTY-RVNGM
Simple Remote Controller (Without operation mode):	UTY-RHRG
Simple Remote Controller:	UTY-RSRG
	UTY-RSNGM
External Switch Controller:	UTY-TERX
Wireless LAN Interface:	UTY-TFSXZ1
	FJ-RC-WIFI-1
External input and output PCB:	UTY-XCSX
Remote Sensor Unit:	UTY-XSZX
Long Life Filter	UTD-LFKA
External Connect Kit:	UTY-XWZXZG
Drain Pump Unit:	UTZ-PX1NAB
Network Convertor for single split (DC power supply type):	UTY-VTGX
Network Convertor for single split (AC power supply type):	UTY-VTGXV
IR Receiver Unit:	UTY-LBTGM
	UTY-LRHGM
Silver Ion Filter:	UTD-HFKA
(Outdoor unit 72/90)	
External Connect Kit:	UTY-XWZXZ3

Dimensions

(Unit : mm)

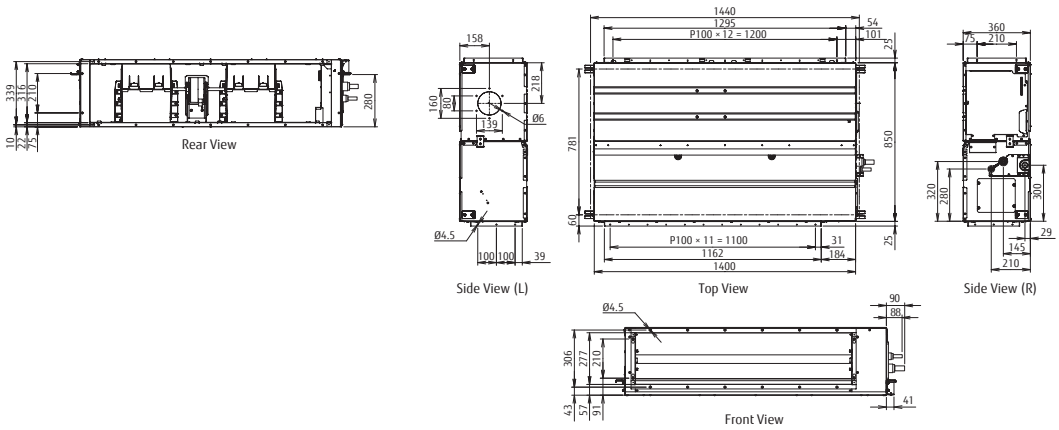

Floor

Compact & Comfort

REFRIGERANT R32

ALL DC

Economy | Powerful | 10°C HEAT | Low Noise | Auto Changeover | Up/Down | Adjust | Restart | Sleep | Program | Weekly | Filter | ION | AF | Silver Ion

High energy saving

New floor 09 class achieve top class SEER 8.50 and rank A+++ seasonal efficiency for cooling.
New floor 09 class achieve improved SCOP of 4.30 and rank A+ seasonal efficiency for heating.

Rank *1
Cooling A+++
Heating A+

SEER 8.50 *1

SCOP 4.30 *1

*1: 09 model

Flexible & easy installation

Due to compact and whole surface suction method model, floor, concealed, half concealed, or wall mounted installation can be available to match the room layout.

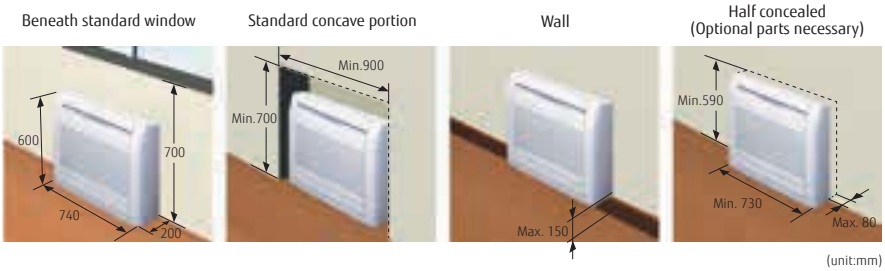

(unit:mm)

*Concaved position installation with conceal is prohibited.

Low ambient operation

Factory guaranteed cooling operation down to -10°C outside temperature.

-10°C at Cooling

-15°C at Heating

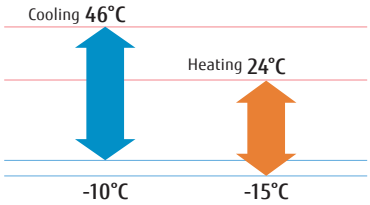

Smart device Control (Option)

This model can be controlled from anywhere using smart device by installing optional wireless LAN interface. Wireless LAN interface can be installed easily without specialized installation work.

10°C HEAT Operation

The room temperature can be set to go no lower than 10°C, thus ensuring that the room does not get too cold when not occupied.

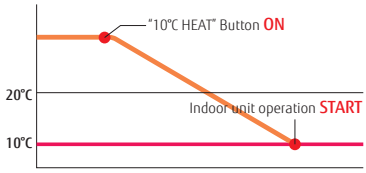

Model: AGHG09KVCA / AGHG12KVCA / AGHG14KVCA

Wireless R.C.

For AGHG09/12KVCA For AGHG14KVCA

Specifications

Model No.	Indoor unit			AGHG09KVCA	AGHG12KVCA	AGHG14KVCA
	Outdoor unit			AOHG09KVCA	AOHG12KVCA	AOHG14KVCA
Power Source				Single phase, ~230V, 50Hz		
Capacity	Cooling		kW	2.5 (0.9-3.5)	3.5 (0.9-4.0)	4.2 (0.9-5.2)
	Heating			3.5 (0.9-5.1)	4.5 (0.9-5.3)	5.2 (0.9-6.3)
Input Power	Cooling/Heating		kW	0.53/0.81	0.88/1.22	1.06/1.41
EER	Cooling		W/W	4.70	4.00	3.95
COP	Heating			4.30	3.70	3.70
Pdesign	Cooling/Heating(-10°C)		kW	2.50/2.60	3.50/3.50	4.20/4.20
SEER	Cooling		W/W	8.50	8.20	8.10
SCOP	Heating (Average)			4.30	4.10	4.00
Energy Efficiency Class	Cooling			A+++	A++	A++
	Heating (Average)			A+	A+	A+
Max. Operating Current	Cooling/Heating		A	7.0/8.5	7.0/8.5	11.0/12.0
Annual Energy Consumption	Cooling		kWh/a	103	149	181
	Heating (Average)			845	1,192	1,466
Moisture Removal			l/h	1.3	1.8	2.1
Sound Pressure Level	Indoor (Cooling)	H/M/L/Q	dB(A)	40/35/29/22	40/35/29/22	44/38/31/22
	Indoor (Heating)	H/M/L/Q		41/35/29/22	41/35/29/22	43/37/29/22
	Outdoor(Cooling/Heating)	High		43/47	45/51	51/50
Sound Power Level	Indoor(Cooling/Heating)	High		53/54	53/54	57/56
	Outdoor(Cooling/Heating)	High		58/61	61/64	63/63
Airflow Rate	Indoor / Outdoor (Cooling)	High	m^3/h	570/1,530	570/1,530	650/2,210
	Indoor / Outdoor (Heating)	High		600/1,510	600/1,510	650/2,100
Net Dimensions H x W x D	Indoor		mm	600 × 740 × 200	600 × 740 × 200	600 × 740 × 200
	Outdoor		mm	542 × 799 × 290	542 × 799 × 290	632 × 799 × 290
Weight	Indoor		kg(lbs)	14(31)	14(31)	14(31)
	Outdoor		kg(lbs)	31(68)	31(68)	38(83)
Connection Pipe Diameter (Liquid / Gas)			mm	6.35/9.52	6.35/9.52	6.35/9.52
Drain hose Diameter (I.D./O.D.)				13.8 / 15.8 to 16.7	13.8 / 15.8 to 16.7	13.8 / 15.8 to 16.7
Max. Pipe Length (Pre-Charge)			m	20 (15)	20 (15)	20 (15)
Max. Height Difference				15	15	15
Operating Range	Cooling		°CDB	-10 to 46	-10 to 46	-10 to 46
	Heating			-15 to 24	-15 to 24	-15 to 24
Refrigerant	Type (Global Warming Potential)			R32 (675)	R32 (675)	R32 (675)
	Charge		kg(CO2eq-T)	0.85 (0.574)	0.85 (0.574)	0.94 (0.635)

Optional parts

* For oprtional parts compatibility of Intesis devices, please refer to the optional parts compatibility list page C-046.

Compact Wired Remote Controller:	UTY-RCRGZ1
Wired Remote Controller (Touch Panel):	UTY-RNRGZ5
Wired Remote Controller:	UTY-RLRG
Simple Remote Controller (Without operation mode):	UTY-RHRG
Simple Remote Controller:	UTY-RSRG
External Switch Controller:	UTY-TERX
Wireless LAN Interface:	UTY-TFSXZ1
Half Concealed Kit:	UTR-STA
Communication Kit:	UTY-TWRXZ3
External connect kit	UTY-XWZXZ5
Network Convertor for single split (DC power supply type):	UTY-VTGX
Network Convertor for single split (AC power supply type):	UTY-VTGXV
Silver Ion Filter:	UTR-FA03-5

Dimensions

(Unit : mm)

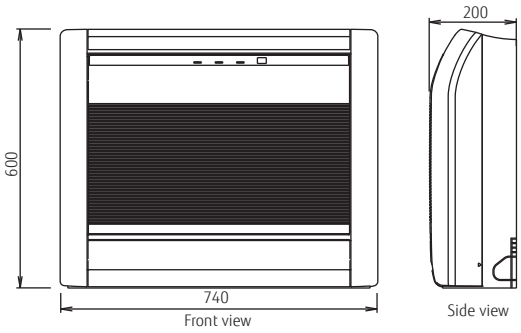

Ceiling

REFRIGERANT R32

reddot winner 2020

ALL DC

Economy | Set Temp. | Return | Auto Changeover | Up/Down | Adjust | Restart | Duct | Auto OFF | Weekly | Filter | On/Off

Light Elegant Design

Light-elegant and three-dimensional expression composed of curved surface gives comfort and wellbeing.

Flexible installation

Drain hose and piping can be set in the casing and drawn out flexibly in the right, left, side and down directions.

Easy installation

The indoor unit can be easily installed under the ceiling due to the new designed mounting.

1. Set mounting brackets

2. Hold up the ceiling and fit the ceiling to the mounting brackets



3. Attach with screws

Easy maintenance

The front panel can be opened without removing for safe & speedy maintenance.

Drain pan can be taken off for cleaning.

Components in the control box can be easily accessed from the widely open side.

Model : ABHG18KRTA / ABHG22KRTA / ABHG24KRTA / ABHG30KRTA / ABHG36KRTA / ABHG45KRTA
ABHG36KRTA [3 phase] / ABHG45KRTA [3 phase] / ABHG54KRTA [3phase]


ABHG18/22KRTA


ABHG24/30KRTA


ABHG36/45/54KRTA


For ABHG18/22KRTA


For ABHG24KRTA


For ABHG30/36KRTA


For ABHG45/54KRTA

Specifications

Model No.	Indoor unit			ABHG18KRTA	ABHG22KRTA	ABHG24KRTA	ABHG30KRTA	ABHG36KRTA	ABHG45KRTA	ABHG36KRTA	ABHG45KRTA	ABHG54KRTA
	Outdoor unit			AOHG18KBTB	AOHG22KBTB	AOHG24KBTB	AOHG30KBTB	AOHG36KBTB	AOHG45KBTB	AOHG36KRTA	AOHG45KRTA	AOHG54KRTA
Power Source				Single phase, ~230V, 50Hz						3 phase, ~400V, 50Hz		
Capacity	Cooling		kW	5.2(0.9-5.9)	6.0(0.9-6.7)	6.8(0.9-8.0)	8.5(2.8-10.0)	9.5(2.8-11.2)	12.1(4.0-13.5)	9.5(2.8-11.2)	12.1(4.0-13.5)	13.4(4.5-14.5)
	Heating			6.0(0.9-7.5)	7.0(0.9-8.0)	7.5(0.9-9.1)	10.0(2.7-11.2)	10.8(2.7-12.7)	13.5(4.2-16.2)	10.8(2.7-12.7)	13.5(4.2-16.2)	15.5(4.7-16.5)
Input Power	Cooling/Heating		kW	1.55/1.62	1.87/1.95	2.14/1.97	2.65/2.77	2.96 / 2.88	4.22 / 3.84	2.96/2.88	4.22/3.84	4.45/4.43
EER	Cooling		W/W	3.35	3.21	3.18	3.21	3.21	2.87	3.21	2.87	3.01
COP	Heating			3.70	3.59	3.81	3.61	3.75	3.52	3.75	3.52	3.50
Pdesign	Cooling/Heating(-10°C)		kW	5.2/4.4	6.0/4.8	6.8/6.0	8.5/8.0	9.5 / 8.7	-	9.5/8.7	-	-
SEER	Cooling		W/W	6.2	6.1	6.2	6.1	6.37	-	6.37	-	-
SCOP	Heating (Average)			4.1	4.0	4.1	4.0	4.21	-	4.21	-	-
Energy Efficiency Class	Cooling			A++	A++	A++	A++	A++	-	A++	-	-
	Heating (Average)			A+	A+	A+	A+	A+	-	A+	-	-
Max. Operating Current	Cooling/Heating		A	12.1/12.1	12.6/12.6	13.6/13.6	22.6/22.6	22.6 / 22.6	28.5 / 28.5	10.5/10.5	14.0/14.0	14.0/14.0
Annual Energy Consumption	Cooling		kWh/a	293	344	384	486	524	-	524	-	-
	Heating			1,501	1,677	2,042	2,796	2,904	-	2,904	-	-
Moisture Removal			l/h	2.0	2.5	2.2	3.0	2.6	4.5	2.6	4.5	5.0
Sound Pressure Level	Indoor (Cooling)	H/M/L/Q	dB(A)	38/36/33/31	42/37/34/31	41/36/32/29	45/40/35/32	44/40/37/32	45/41/39/34	44/40/37/32	45/41/39/34	48/44/41/38
	Indoor (Heating)	H/M/L/Q		38/36/33/31	42/37/34/31	41/36/32/29	45/40/35/32	44/40/37/32	45/41/39/34	44/40/37/32	45/41/39/34	48/44/41/38
	Outdoor(Cooling/Heating)	High		50/50	51/51	53/54	53/55	55 / 55	57 / 57	55/55	57/57	57/59
Sound Power Level	Indoor(Cooling/Heating)	High		53/53	57/57	56/56	60/60	59 / 59	60 / 60	59/59	60/60	63/63
	Outdoor(Cooling/Heating)	High		62/62	63/63	65/66	68/69	70 / 70	71 / 71	70/70	71/71	73/73
Airflow Rate	Indoor / Outdoor (Cooling)	High	m^3/h	840/2,160	900/2,240	1,230/2,700	1,400/3,750	1,850/3,750	1,900/4,450	1,850/3,750	1,900/4,450	2,100/4,450
	Indoor / Outdoor (Heating)	High		840/1,830	900/1,960	1,230/2,700	1,400/3,750	1,800/3,750	1,850/4,450	1,800/3,750	1,850/4,450	2,100/4,450
Net Dimensions H x W x D	Indoor		mm	235 × 1,080 × 705	235 × 1,080 × 705	235 × 1,390 × 705	235 × 1,390 × 705	235 × 1,700 × 705	235 × 1,700 × 705	235 × 1,700 × 705	235 × 1,700 × 705	235 × 1,700 × 705
	Outdoor		mm	632 × 799 × 290	632 × 799 × 290	716 × 820 × 315	788 × 940 × 320	788 × 940 × 320	998 × 940 × 320	788 × 940 × 320	998 × 940 × 320	998 × 940 × 320
Weight	Indoor		kg(lbs)	24(53)	24(53)	31(68)	31(68)	38(84)	38(84)	38(84)	38(84)	38 (84)
	Outdoor		kg(lbs)	36(79)	38(84)	42(93)	52(115)	52(115)	67(148)	53(117)	67(148)	67(148)
Connection Pipe Diameter (Liquid / Gas)			mm	6.35/12.7	6.35/12.7	6.35/12.7	9.52/15.88	9.52 / 15.88	9.52 / 15.88	9.52/15.88	9.52/15.88	9.52/15.88
Drain hose Diameter (I.D./O.D.)				25/32	25/32	25/32	25/32	25 / 32	25 / 32	25/32	25/32	25/32
Max. Pipe Length (Pre-Charge)			m	30(20)	30(20)	30(20)	50(30)	50 (30)	50 (30)	50(30)	50(30)	50(30)
Max. Height Difference				20	25	25	30	30	30	30	30	30
Operating Range	Cooling		°CDB	-15 to 46	-15 to 46	-15 to 46	-15 to 46	-15 to 46	-15 to 46	-15 to 46	-15 to 46	-15 to 46
	Heating			-15 to 24	-15 to 24	-15 to 24	-15 to 24	-15 to 24	-15 to 24	-15 to 24	-15 to 24	-15 to 24
Refrigerant	Type (Global Warming Potential)			R32(675)	R32(675)	R32(675)	R32(675)	R32 (675)	R32 (675)	R32(675)	R32(675)	R32(675)
	Charge		kg(CO2eq-T)	1.02 (0.689)	1.25 (0.844)	1.25 (0.844)	1.90(1.283)	1.90(1.283)	2.70(1.823)	1.90(1.283)	2.70(1.823)	2.70(1.823)

Optional parts

* For oprtional parts compatibility of Intesis devices, please refer to the optional parts compatibility list page C-046.

Compact Remote Controller: UTY-RCRGZ1
Wired Remote Controller (Touch Panel): UTY-RNRGZ5
Wired Remote Controller : UTY-RLRG
Simple Remote Controller (Without operation mode): UTY-RHRG
Simple Remote Controller: UTY-RSRG
External input and output PCB : UTY-XCSX
External input and output PCB Box : UTZ-GXEA

External Connect Kit : UTY-XWZXZG
Wireless LAN Interface: UTY-TFSXZ1
Drain Pump Unit: UTR-DPB24T
IR Receiver Unit : UTY-LBTGH
L-Type Piping Kit: UTP-FX24A (18/22/24)
UTP-FX35A (30/36/45/54)
External Switch Controller : UTY-TERX

Network Convertor for single split (DC power supply type): UTY-VTGX
Network Convertor for single split (AC power supply type): UTY-VTGXV

(Outdoor unit 30/36/45/54)
External Connect Kit: UTY-XWZXZ3

Dimensions

(Unit : mm)

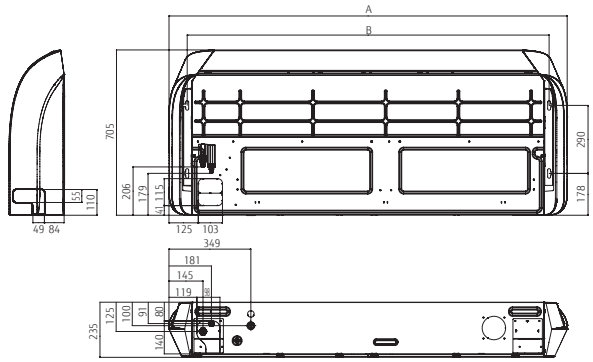

	ABHG18/22KRTA	ABHG24/30KRTA	ABHG36/45/54KRTA
A	1,080	1,390	1,700
B	923	1,233	1,543

ECO Series Lineup Specifications

Compact cassette

Model No.	Indoor unit			AUXG09KVLA	AUXG12KVLA	AUXG14KVLA	AUXG18KVLA	AUXG22KVLA	AUXG24KVLA
	Outdoor unit			AOHG09KATA	AOHG12KATA	AOHG14KATA	AOHG18KATA	AOHG22KATA	AOHG24KATA
Power Source				Single phase, ~230V, 50Hz					
Capacity	Cooling		kW	2.5(0.9-2.7)	3.5(0.9-3.7)	4.3(0.9-4.5)	5.2(0.9-5.4)	6.0(0.9-6.3)	6.8(0.9-7.4)
	Heating			3.2(0.9-3.9)	4.1(0.9-4.4)	5.0(0.9-5.3)	6.0(0.9-6.3)	7.0(0.9-7.4)	7.5(0.9-8.6)
Input Power	Cooling/Heating		kW	0.68/0.88	1.09/1.17	1.37/1.42	1.69/1.72	1.95/2.00	2.26/2.08
EER	Cooling		W/W	3.68	3.21	3.14	3.08	3.08	3.01
COP	Heating			3.64	3.50	3.52	3.49	3.50	3.61
Pdesign	Cooling/Heating(-10°C)		kW	2.5/2.3	3.5/2.8	4.3/3.2	5.2/3.8	6.0/4.4	6.8/5.4
SEER	Cooling		W/W	6.2	6.1	6.1	6.1	6.1	5.9
SCOP	Heating			4.0	4.0	4.0	3.9	3.9	3.8
Energy Efficiency Class	Cooling			A++	A++	A++	A++	A++	A+
	Heating			A+	A+	A+	A	A	A
Max. Operating Current	Cooling/Heating		A	6.9/6.9	7.7/7.7	9.2/9.2	10.1/10.1	11.6/11.6	12.6/12.6
Annual Energy Consumption	Cooling		kWh/a	141	201	247	298	344	403
	Heating			804	979	1,120	1,362	1,578	1,988
Moisture Removal			I/h	0.6	1.2	1.5	2.2	2.6	2.7
Sound Pressure Level	Indoor (Cooling)	H/M/L/Q	dB(A)	33/31/29/27	37/34/30/27	38/34/30/27	38/34/30/26	44/42/36/30	49/44/36/30
	Indoor (Heating)	H/M/L/Q		34/32/29/27	37/34/31/29	43/38/34/30	43/38/34/30	45/43/40/33	49/45/40/33
	Outdoor(Cooling/Heating)	High		47/48	49/50	50/51	51/52	52/53	54/55
Sound Power Level	Indoor(Cooling/Heating)	High		46/47	49/49	50/55	50/55	56/57	59/61
	Outdoor(Cooling/Heating)	High		60/60	62/62	63/63	63/64	64/65	66/67
Airflow Rate	Indoor / Outdoor (Cooling)	High	m^3/h	540/1,610	600/1,630	680/1,670	680/1,710	830/2,240	930/2,885
	Indoor / Outdoor (Heating)	High		540/1,550	600/1,410	800/1,580	800/1,840	860/2,240	930/2,350
Net Dimensions H x W x D	Indoor		mm	245 × 570 × 570	245 × 570 × 570	245 × 570 × 570	245 × 570 × 570	245 × 570 × 570	245 × 570 × 570
	Outdoor		mm	541 × 663 × 290	541 × 663 × 290	542 × 799 × 290	542 × 799 × 290	632 × 799 × 290	632 × 799 × 290
Weight	Indoor		kg(lbs)	15(33)	15(33)	15(33)	15(33)	16(35)	16(35)
	Outdoor		kg(lbs)	23(51)	25(55)	32(71)	33(73)	36(79)	38(84)
Connection Pipe Diameter (Liquid / Gas)			mm	6.35/9.52	6.35/9.52	6.35/9.52	6.35/12.70	6.35/12.70	6.35/12.70
Drain port Diameter (I.D./O.D.)				25/32	25/32	25/32	25/32	25/32	25/32
Max. Pipe Length (Pre-Charge)			m	15 (15)	15 (15)	20 (15)	20 (15)	25 (15)	25(20)
Max. Height Difference				15	15	15	15	20	20
Operating Range	Cooling		°CDB	-10 to 46	-10 to 46	-10 to 46	-10 to 46	-10 to 46	-10 to 46
	Heating			-15 to 24	-15 to 24	-15 to 24	-15 to 24	-15 to 24	-15 to 24
Refrigerant	Type (Global Warming Potential)			R32(675)	R32(675)	R32(675)	R32(675)	R32(675)	R32(675)
	Charge		kg(CO2eq-T)	0.6(0.405)	0.7(0.473)	0.85(0.574)	0.9(0.608)	1.1(0.743)	1.25(0.844)
Cassette Grille	Model name			UTG-UFGF-W	UTG-UFGF-W	UTG-UFGF-W	UTG-UFGF-W	UTG-UFGF-W	UTG-UFGF-W
	Dimensions (H × W × D)		mm	49x620x620	49x620x620	49x620x620	49x620x620	49x620x620	49x620x620
	Weight		kg(lbs)	2.3 (5)	2.3 (5)	2.3 (5)	2.3 (5)	2.3 (5)	2.3 (5)

Circular cassette

Model No.	Indoor unit			AUXG18KRLB	AUXG22KRLB	AUXG24KRLB	AUXG30KRLB	AUXG36KRLB	AUXG45KRLB	AUXG54KRLB	AUXG36KRLB	AUXG45KRLB	AUXG54KRLB
	Outdoor unit			AOHG18KATA	AOHG22KATA	AOHG24KATA	AOHG30KATA	AOHG36KATA	AOHG45KATA	AOHG54KATA	AOHG36KQTA	AOHG45KQTA	AOHG54KQTA
Power Source				Single phase, ~230V, 50Hz							3 phase, ~400V, 50Hz		
Capacity	Cooling		kW	5.2(0.9-5.4)	6.0(0.9-6.3)	6.8(0.9-7.4)	8.5(2.8-9.6)	9.5(2.8-10.6)	12.1(4.0-12.6)	13.4(4.5-13.8)	9.5(2.8-10.6)	12.1(4.0-12.6)	13.4(4.5-13.8)
	Heating			6.0(0.9-6.3)	7.0(0.9-7.4)	7.5(0.9-8.6)	10.0(2.7-10.8)	10.8(2.7-12.5)	13.5(4.2-15.0)	15.5(4.7-16.0)	10.8(2.7-12.5)	13.5(4.2-15.0)	15.5(4.7-16.0)
Input Power	Cooling/Heating		kW	1.60/1.66	1.85/1.93	2.12/1.97	2.56/2.64	3.06/2.58	4.32/3.77	4.87/4.86	3.06/2.58	4.32/3.77	4.87/4.86
EER	Cooling		W/W	3.25	3.24	3.21	3.32	3.10	2.80	2.75	3.10	2.80	2.75
COP	Heating			3.61	3.63	3.81	3.79	4.19	3.58	3.19	4.19	3.58	3.19
Pdesign	Cooling/Heating(-10°C)		kW	5.2/3.8	6.0/4.4	6.8/5.4	8.5/8.0	9.5/8.7	-	-	9.5/8.7	-	-
SEER	Cooling		W/W	6.2	6.2	6.1	6.1	6.1	-	-	6.1	-	-
SCOP	Heating			4.1	4.1	4.0	4.0	4.0	-	-	4.0	-	-
Energy Efficiency Class	Cooling			A++	A++	A++	A++	A++	-	-	A++	-	-
	Heating			A+	A+	A+	A+	A+	-	-	A+	-	-
Max. Operating Current	Cooling/Heating		A	10.1/10.1	11.6/11.6	12.6/12.6	22.5/22.5	22.5/22.5	28.1/28.1	28.1/28.1	10.5/10.5	13.6/13.6	13.6/13.6
Annual Energy Consumption	Cooling		kWh/a	293	338	390	488	545	-	-	545	-	-
	Heating			1,297	1,502	1,887	2,794	3,044	-	-	3,044	-	-
Moisture Removal			I/h	1.5	2.2	2.7	2.5	3.3	4.5	5.0	3.3	4.5	5.0
Sound Pressure Level	Indoor (Cooling)	H/M/L/Q	dB(A)	33/32/31/28	33/32/31/28	35/33/32/29	40/38/36/33	44/41/38/34	46/42/39/35	47/43/40/36	44/41/38/34	46/42/39/35	47/43/40/36
	Indoor (Heating)	H/M/L/Q		33/32/31/28	33/32/31/28	35/33/32/29	40/38/36/33	44/41/38/34	46/42/39/35	47/43/40/36	44/41/38/34	46/42/39/35	47/43/40/36
	Outdoor(Cooling/Heating)	High		51/52	52/53	54/55	53/55	55/55	58/59	58/61	55/55	60/60	61/61
Sound Power Level	Indoor(Cooling/Heating)	High		47/47	49/49	49/49	54/54	58/58	60/60	61/61	58/58	-/-	-/-
	Outdoor(Cooling/Heating)	High		63/64	64/65	66/67	68/69	70/70	72/73	74/75	70/70	72/73	74/75
Airflow Rate	Indoor / Outdoor (Cooling)	High	m^3/h	1,050/1,710	1,050/2,240	1,150/2,885	1,600/3,750	1,870/3,750	2,000/4,450	2,100/4,450	1,870/3,750	2,000/4,450	2,100/4,450
	Indoor / Outdoor (Heating)	High		1,050/1,840	1,050/2,240	1,150/2,350	1,600/3,750	1,870/3,750	2,000/4,450	2,100/4,780	1,870/3,750	2,000/4,450	2,100/4,780
Net Dimensions H x W x D	Indoor		mm	246 × 840 × 840	246 × 840 × 840	246 × 840 × 840	288 × 840 × 840	288 × 840 × 840	288 × 840 × 840	288 × 840 × 840	288 × 840 × 840	288 × 840 × 840	288 × 840 × 840
	Outdoor		mm	542 × 799 × 290	632 × 799 × 290	632 × 799 × 290	788 × 940 × 320	788 × 940 × 320	998 × 940 × 320	998 × 940 × 320	788 × 940 × 320	998 × 940 × 320	998 × 940 × 320
Weight	Indoor		kg(lbs)	23(51)	23(51)	24(53)	26(57)	29(64)	29(64)	29(64)	29(64)	29(64)	29(64)
	Outdoor		kg(lbs)	33(73)	36(79)	38(84)	52(115)	52(115)	61(134)	63(139)	53(117)	62(137)	63(139)
Connection Pipe Diameter (Liquid / Gas)			mm	6.35/12.70	6.35/12.70	6.35/12.70	9.52/15.88	9.52/15.88	9.52/15.88	9.52/15.88	9.52/15.88	9.52/15.88	9.52/15.88
Drain port Diameter (I.D./O.D.)				25/32	25/32	25/32	25/32	25/32	25/32	25/32	25/32	25/32	25/32
Max. Pipe Length (Pre-Charge)			m	20 (15)	25 (15)	25(20)	30(30)	30(30)	30(30)	30(30)	30(30)	30(30)	30(30)
Max. Height Difference				15	20	20	30	30	30	30	30	30	30
Operating Range	Cooling		°CDB	-10 to 46	-10 to 46	-10 to 46	-10 to 46	-10 to 46	-10 to 46	-10 to 46	-10 to 46	-10 to 46	-10 to 46
	Heating			-15 to 24	-15 to 24	-15 to 24	-15 to 24	-15 to 24	-15 to 24	-15 to 24	-15 to 24	-15 to 24	-15 to 24
Refrigerant	Type (Global Warming Potential)			R32(675)	R32(675)	R32(675)	R32(675)	R32(675)	R32(675)	R32(675)	R32(675)	R32(675)	R32(675)
	Charge		kg(CO2eq-T)	0.9(0.608)	1.1(0.743)	1.25(0.844)	1.90(1.283)	1.90(1.283)	2.4(1.620)	2.4(1.620)	1.90(1.283)	2.4(1.620)	2.4(1.620)
Cassette Grille	Model name			UTG-UKGA-W: White Color with touch panel wired remote controller UTG-UKGC-W: White Color / UTG-UKGA-B*1: Black Color									
	Dimensions (H × W × D)		mm	53×950×950	53×950×950	53×950×950	53×950×950	53×950×950	53×950×950	53×950×950	53×950×950	53×950×950	53×950×950
	Weight		kg(lbs)	6.0 (13)	6.0 (13)	6.0 (13)	6.0 (13)	6.0 (13)	6.0 (13)	6.0 (13)	6.0 (13)	6.0 (13)	6.0 (13)

Slim Duct



Model No.	Indoor unit			ARXG09KLLAP	ARXG12KLLAP	ARXG14KLLAP	ARXG18KLLAP
	Outdoor unit			AOHG09KATA	AOHG12KATA	AOHG14KATA	AOHG18KATA
Power Source				Single phase, ~230V, 50Hz			
Capacity	Cooling		kW	2.5(0.9-2.7)	3.5(0.9-3.7)	4.3(0.9-4.5)	5.2(0.9-5.4)
	Heating			3.2(0.9-3.9)	4.1(0.9-4.4)	5.0(0.9-5.3)	6.0(0.9-6.3)
Input Power	Cooling/Heating		kW	0.69/0.88	1.09/1.17	1.37/1.42	1.66/1.71
EER	Cooling		W/W	3.62	3.21	3.14	3.13
COP	Heating			3.64	3.50	3.52	3.51
Pdesign	Cooling/Heating(-10°C)		kW	2.5/2.3	3.5/2.8	4.3/3.2	5.2/3.8
SEER	Cooling		W/W	5.9	5.8	5.6	5.8
SCOP	Heating			3.8	3.8	3.8	3.8
Energy Efficiency Class	Cooling			A+	A+	A+	A+
	Heating			A	A	A	A
Max. Operating Current	Cooling/Heating		A	6.9/6.9	7.7/7.7	9.2/9.2	10.1/10.1
Annual Energy Consumption	Cooling		kWh/a	148	211	269	313
	Heating			847	1,031	1,177	1,398
Moisture Removal			l/h	0.7	1.3	1.5	2.0
Sound Pressure Level	Indoor (Cooling)	H/M/L/Q	dB(A)	28/27/26/25	29/28/26/25	32/30/28/26	32/30/29/27
	Indoor (Heating)	H/M/L/Q		28/26/25/24	29/28/26/24	32/30/28/25	32/30/29/27
	Outdoor(Cooling/Heating)	High		47/48	49/50	50/51	51/52
Sound Power Level	Indoor(Cooling/Heating)	High		57/57	58/58	60/60	58/58
	Outdoor(Cooling/Heating)	High		60/60	62/62	63/63	63/64
Airflow Rate	Indoor / Outdoor (Cooling)	High	m^3/h	600/1,610	650/1,630	800/1,670	940/1,710
	Indoor / Outdoor (Heating)	High		600/1,550	650/1,410	800/1,580	940/1,840
Static pressure range (Standard)			Pa	0 to 90 (25)	0 to 90 (25)	0 to 90 (25)	0 to 90 (25)
Net Dimensions H x W x D	Indoor		mm	198 × 700 × 620	198 × 700 × 620	198 × 700 × 620	198 × 900 × 620
	Outdoor		mm	541 × 663 × 290	541 × 663 × 290	542 × 799 × 290	542 × 799 × 290
Weight	Indoor		kg(lbs)	17(37)	17(37)	17(37)	20(44)
	Outdoor		kg(lbs)	23(51)	25(55)	32(71)	33(73)
Connection Pipe Diameter (Liquid / Gas)			mm	6.35/9.52	6.35/9.52	6.35/9.52	6.35/12.70
Drain port Diameter (I.D./O.D.)				25/32	25/32	25/32	25/32
Max. Pipe Length (Pre-Charge)			m	15 (15)	15 (15)	20 (15)	20 (15)
Max. Height Difference				15	15	15	15
Operating Range	Cooling		°CDB	-10 to 46	-10 to 46	-10 to 46	-10 to 46
	Heating			-15 to 24	-15 to 24	-15 to 24	-15 to 24
Refrigerant	Type (Global Warming Potential)			R32(675)	R32(675)	R32(675)	R32(675)
	Charge		kg(CO2eq-T)	0.6(0.405)	0.7(0.473)	0.85(0.574)	0.9(0.608)

Medium Static Pressure Duct

Model No.	Indoor unit			ARXG22KMLB	ARXG24KMLA	ARXG30KMLA	ARXG36KMLA	ARXG45KMLA	ARXG36KMLA	ARXG45KMLA
	Outdoor unit			AOHG22KATA	AOHG24KATA	AOHG30KATA	AOHG36KATA	AOHG45KATA	AOHG36KQTA	AOHG45KQTA
Power Source				Single phase, ~230V, 50Hz					3 phase, ~400V, 50Hz	
Capacity	Cooling		kW	6.0(0.9-6.3)	6.8(0.9-7.4)	8.5(2.8-9.6)	9.5(2.8-10.6)	12.1(4.0-12.6)	9.5(2.8-10.6)	12.1(4.0-12.6)
	Heating			7.0(0.9-7.4)	7.5(0.9-8.6)	10.0(2.7-10.8)	10.8(2.7-12.5)	13.5(4.2-15.0)	10.8(2.7-12.5)	13.5(4.2-15.0)
Input Power	Cooling/Heating		kW	1.92/2.00	2.19/2.00	2.78/2.77	3.13/3.03	4.84/4.18	3.13/3.03	4.84/4.18
EER	Cooling		W/W	3.13	3.11	3.06	3.04	2.50	3.04	2.50
COP	Heating			3.50	3.75	3.61	3.56	3.23	3.56	3.23
Pdesign	Cooling/Heating(-10°C)		kW	6.0/4.4	6.8/5.4	8.5/8.0	9.5/8.7	-	9.5/8.7	-
SEER	Cooling		W/W	5.8	5.9	5.8	5.6	-	5.6	-
SCOP	Heating			3.8	3.9	3.9	3.9	-	3.9	-
Energy Efficiency Class	Cooling			A+	A+	A+	A+	-	A+	-
	Heating			A	A	A	A	-	A	-
Max. Operating Current	Cooling/Heating		A	11.6/11.6	12.6/12.6	22.5/22.5	22.5/22.5	28.1/28.1	10.5/10.5	13.6/13.6
Annual Energy Consumption	Cooling		kWh/a	362	403	513	594	-	594	-
	Heating			1,620	1,935	2,871	3,122	-	3,122	-
Moisture Removal			l/h	2.1	2.5	2.5	3.0	4.0	3.0	4.0
Sound Pressure Level	Indoor (Cooling)	H/M/L/Q	dB(A)	31/29/27/25	31/29/27/25	39/35/30/26	39/35/30/26	42/38/32/28	39/35/30/26	42/38/32/28
	Indoor (Heating)	H/M/L/Q		31/29/27/25	31/29/27/25	42/35/30/26	42/35/30/26	42/38/32/28	42/35/30/26	42/38/32/28
	Outdoor(Cooling/Heating)	High		52/53	54/55	53/55	55/55	58/59	55/55	58/59
Sound Power Level	Indoor(Cooling/Heating)	High		60/62	60/62	65/69	65/70	68/70	65/70	68/70
	Outdoor(Cooling/Heating)	High		64/65	66/67	68/69	70/70	72/73	70/70	72/73
Airflow Rate	Indoor / Outdoor (Cooling)	High	m^3/h	1,100/2,240	1,100/2,885	1,900/3,750	1,900/3,750	2,100/4,450	1,900/3,750	2,100/4,450
	Indoor / Outdoor (Heating)	High		1,100/2,240	1,100/2,350	2,100/3,750	2,100/3,750	2,100/4,450	2,100/3,750	2,100/4,450
Static pressure range (Standard)			Pa	30 - 150 (35)	30 - 150 (35)	30 - 150 (47)	30 - 150 (47)	30 - 150 (60)	30 - 150 (47)	30 - 150 (60)
Net Dimensions H x W x D	Indoor		mm	270 × 1,135 × 700	270 × 1,135 × 700	270 × 1,135 × 700	270 × 1,135 × 700	270 × 1,135 × 700	270 × 1,135 × 700	270 × 1,135 × 700
	Outdoor		mm	632 × 799 × 290	632 × 799 × 290	788 × 940 × 320	788 × 940 × 320	998 × 940 × 320	788 × 940 × 320	998 × 940 × 320
Weight	Indoor		kg(lbs)	35(77)	35(77)	38(84)	38(84)	39(86)	38(84)	39(86)
	Outdoor		kg(lbs)	36(79)	38(84)	52(115)	52(115)	61(134)	53(117)	62(137)
Connection Pipe Diameter (Liquid / Gas)			mm	6.35/12.70	6.35/12.70	9.52/15.88	9.52/15.88	9.52/15.88	9.52/15.88	9.52/15.88
Drain port Diameter (I.D./O.D.)				25/32	25/32	25/32	25/32	25/32	35.7/38.1	35.7/38.1
Max. Pipe Length (Pre-Charge)			m	25 (15)	25(20)	30(30)	30(30)	30(30)	30(30)	30(30)
Max. Height Difference				20	20	30	30	30	30	30
Operating Range	Cooling		°CDB	-10 to 46	-10 to 46	-10 to 46	-10 to 46	-10 to 46	-10 to 46	-10 to 46
	Heating			-15 to 24	-15 to 24	-15 to 24	-15 to 24	-15 to 24	-15 to 24	-15 to 24
Refrigerant	Type (Global Warming Potential)			R32(675)	R32(675)	R32(675)	R32(675)	R32(675)	R32(675)	R32(675)
	Charge		kg(CO2eq-T)	1.1(0.743)	1.25(0.844)	1.90(1.283)	1.90(1.283)	2.4(1.620)	1.9(1.283)	2.4(1.620)

Ceiling

Model No.	Indoor unit			ABHG18KRTA	ABHG22KRTA	ABHG24KRTA	ABHG30KRTA	ABHG36KRTA	ABHG45KRTA	ABHG36KRTA	ABHG45KRTA
	Outdoor unit			AOHG18KATA	AOHG22KATA	AOHG24KATA	AOHG30KATA	AOHG36KATA	AOHG45KATA	AOHG36KQTA	AOHG45KQTA
Power Source				Single phase, ~230V, 50Hz						3 phase, ~400V, 50Hz	
Capacity	Cooling		kW	5.2(0.9-5.4)	6.0(0.9-6.3)	6.8(0.9-7.4)	8.5(2.8-9.6)	9.5(2.8-10.6)	12.1(4.0-12.6)	9.5(2.8-10.6)	12.1(4.0-12.6)
	Heating			6.0(0.9-6.3)	7.0(0.9-7.4)	7.5(0.9-8.6)	10.0(2.7-10.8)	10.8(2.7-12.5)	13.5(4.2-15.0)	10.8(2.7-12.5)	13.5(4.2-15.0)
Input Power	Cooling/Heating		kW	1.66/1.71	1.95/2.09	2.19/2.00	2.78/2.86	3.13/3.03	4.84/4.18	3.13/3.03	4.84/4.18
EER	Cooling		W/W	3.13	3.08	3.11	3.06	3.04	2.50	3.04	2.50
COP	Heating			3.51	3.35	3.75	3.5	3.56	3.23	3.56	3.23
Pdesign	Cooling/Heating(-10°C)		kW	5.2/3.8	6.0/4.4	6.8/5.4	8.5/8.0	9.5/8.7	-	9.5/8.7	-
SEER	Cooling		W/W	5.8	5.6	6.0	5.8	5.6	-	5.6	-
SCOP	Heating			3.8	3.8	3.9	3.9	3.9	-	3.9	-
Energy Efficiency Class	Cooling			A+	A+	A+	A+	A+	-	A+	-
	Heating			A	A	A	A	A	-	A	-
Max. Operating Current	Cooling/Heating		A	10.1/10.1	11.6/11.6	12.6/12.6	22.5/22.5	22.5/22.5	28.1/28.1	10.5/10.5	13.6/13.6
Annual Energy Consumption	Cooling		kWh/a	538	375	679	512	594	-	594	-
	Heating			1,398	1,618	1,935	2,871	3,117	-	3,117	-
Moisture Removal			l/h	2.0	2.5	2.2	3.0	2.6	4.5	2.6	4.5
Sound Pressure Level	Indoor (Cooling)	H/M/L/Q	dB(A)	38/36/33/31	42/37/34/31	41/36/32/29	45/40/35/32	44/40/37/32	45/41/39/34	44/40/37/32	45/41/39/34
	Indoor (Heating)	H/M/L/Q		38/36/33/31	42/37/34/31	41/36/32/29	45/40/35/32	44/40/37/32	45/41/39/34	44/40/37/32	45/41/39/34
	Outdoor(Cooling/Heating)	High		51/52	52/53	54/55	53/55	55/55	58/59	55/55	58/59
Sound Power Level	Indoor(Cooling/Heating)	High		53/53	57/57	56/56	60/60	59/59	60/60	59/59	60/60
	Outdoor(Cooling/Heating)	High		63/64	64/65	66/67	68/69	70/70	72/73	70/70	72/73
Airflow Rate	Indoor / Outdoor (Cooling)	High	m^3/h	840/1,710	900/2,240	1,230/2,885	1,400/3,750	1,850/3,750	1,900/4,450	1,850/3,750	1,900/4,450
	Indoor / Outdoor (Heating)	High		840/1,840	900/2,240	1,230/2,350	1,400/3,750	1,800/3,750	1,850/4,450	1,800/3,750	1,850/4,450
Net Dimensions H x W x D	Indoor		mm	235 × 1,080 × 705	235 × 1,080 × 705	235 × 1,390 × 705	235 × 1,390 × 705	235 × 1,700 × 705	235 × 1,700 × 705	235 × 1,700 × 705	235 × 1,700 × 705
	Outdoor		mm	542 × 799 × 290	632 × 799 × 290	632 × 799 × 290	788 × 940 × 320	788 × 940 × 320	988 × 940 × 320	788 × 940 × 320	998 × 940 × 320
Weight	Indoor		kg(lbs)	24(53)	24(53)	31(68)	31(68)	38(84)	38(84)	38(84)	38(84)
	Outdoor		kg(lbs)	33(73)	36(79)	38(84)	52(115)	52(115)	61(134)	53(117)	62(137)
Connection Pipe Diameter (Liquid / Gas)			mm	6.35/12.7	6.35/12.7	6.35/12.7	9.52/15.88	9.52/15.88	9.52/15.88	9.52/15.88	9.52/15.88
Drain port Diameter (I.D./O.D.)				25/32	25/32	25/32	25/32	25/32	25/32	25/32	25/32
Max. Pipe Length (Pre-Charge)			m	20(15)	25(15)	25(20)	30(30)	30(30)	30(30)	30(30)	30(30)
Max. Height Difference				15	20	20	30	30	30	30	30
Operating Range	Cooling		°CDB	-10 to 46	-10 to 46	-10 to 46	-10 to 46	-10 to 46	-10 to 46	-10 to 46	-10 to 46
	Heating			-15 to 24	-15 to 24	-15 to 24	-15 to 24	-15 to 24	-15 to 24	-15 to 24	-15 to 24
Refrigerant	Type (Global Warming Potential)			R32(675)	R32(675)	R32(675)	R32(675)	R32(675)	R32(675)	R32(675)	R32(675)
	Charge		kg(CO2eq-T)	0.9(0.608)	1.1(0.743)	1.25(0.844)	1.90(1.283)	1.90(1.283)	2.40(1.620)	1.90(1.283)	2.40(1.620)

Feature Summary

Type		Wall Mounted		
Series		Flagship Series	Designer Series	
				
Model No.		ASHG12KXCA	ASHG07/09/12/14KGTB	ASHG07/09/12/14KETA, ASHG07/09/12/14KETA-B
		R32	R32	R32
Energy Saving Function	Dual side fans	●		
	Save human sensor	●	●	
	Save & Stop human sensor			
	Economy mode	●	●	●
	Room temperature set point limitation		○	
	Set temperature auto return		○	
Comfortable Function	Powerful heating			
	Power diffuser	●		
	Server room operation			
	Powerful mode	●	●	●
	10°C HEAT operation	●	●	●
	Low noise mode	●	●	●
	Auto-changeover	●	●	●
	Up/down swing flaps		●	●
	Double swing automatic	●		
	Automatic fan speed	●	●	●
	Auto restart	●	●	●
	Connectable fresh air duct			
	Fresh air intake			
	Connectable distributing duct			
	Individual airflow direction control			
Convenient Function	Auto off timer		○	
	Sleep timer	●	●	●
	Program timer	●	●	●
	Weekly timer		●	●
	Weekly + setback timer		○	
	Filter sign		●	●
	External error output		○	
	External ON/OFF input		○	
	Wireless LAN control	●	○	
Clean Function	Plasma air clean	●		
	Filter auto clean	●		
	Ion deodorization filter		●	●
	Apple-catechin filter		●	●
	Long life filter			
	Washable panel		●	●
	Silver Ion Filter		○	○
Installation	Automatic airflow adjustment			
	Drain pump as standard			
	Blue fin			

Wall Mounted				
Standard Series			ECO Series	
				
ASHG07/09/12/14KMCC	ASHG18/24KMTB	ASHG30/36KMTA	ASHG07/09/12KPCA	ASHG18/24KLCA
R32	R32	R32	R32	R32
		●		
●	●	●	●	●
○	○	○		
○	○	○		
●	●	●	●	●
●	●	●		
●	●	●		
●	●	●	●	●
●	●		●	●
	●	●		
●	●	●	●	●
●	●	●	●	●
○	○	○		
●	●	●	●	●
●	●	●	●	●
○	●	●		
○	○	○		
●	●	●	●	●
○	○	○		
○	○	○		
○	○	○	○	
○	●	●		
○	●	●		
	●		●	●
○	○	○	○	○
		●		

○: Optional function

Feature Summary

Type		Cassette		Duct	
Series		Compact 4-way Flow Series	Circular Flow Series	Slim (With drain pump)	Medium Static Pressure (Compact & Comfort)
					
Model No.		AUXG 09/12/14/18/22/24 KVLA	AUXG 18/22/24/30/36/45/54 KRLB	ARXG09/12/14/18KLLAP	ARXG 12/14/18/22/24/30/36/45/54 KHTAP
		R32	R32	R32	R32
Energy Saving Function	Dual side fans				
	Save human sensor				
	Save & Stop human sensor		○		
	Economy mode	●	●	●	●
	Room temperature set point limitation	○	●	○	●
	Set temperature auto return	●	●	●	●
Comfortable Function	Powerful heating				
	Power diffuser				
	Server room operation				
	Powerful mode				
	10°C HEAT operation	●	○	○	○
	Low noise mode		○ (45/54)		○ (45/54)
	Auto-changeover	●	●	●	●
	Up/down swing flaps	●	●	○	
	Double swing automatic				
	Automatic fan speed	●	●	●	●
	Auto restart	●	●	●	●
	Connectable fresh air duct		●		●
	Fresh air intake	○	○	○	○
	Connectable distributing duct		●		
	Individual airflow direction control		●		
Convenient Function	Auto off timer	●	●	●	●
	Sleep timer	●	○	○	○
	Program timer	●	○	○	○
	Weekly timer	●	●	●	●
	Weekly + setback timer	○		●	
	Filter sign	●	●	●	●
	External error output		○		○
	External ON/OFF input	●	●	●	●
	Wireless LAN control	○	○	○	○
Clean Function	Plasma air clean				
	Filter auto clean				
	Ion deodorization filter				
	Apple-catechin filter				
	Long life filter				○
	Washable panel				
	Silver Ion Filter	○	○	○	○
Installation	Automatic airflow adjustment				●
	Drain pump as standard	●	●	●	●
	Blue fin		● (30/36/45/54)		● (30/36/45/54)

Duct				Floor	Ceiling
Medium Static Pressure (Standard)	High Static Pressure		Big		
					
ARXG22KMLB ARXG24/30/36/45KMLA	ARXG45/54KHTA	ARHG60LHTA	ARHG72/90LHTA	AGHG09/12/14KVCA	ABHG 18/22/24/30/36/45/54 KRTA
R32	R32	R410A	R410A	R32	R32
●	●	●	●	●	●
○	○	○	●	○	●
●	●	○	●	○	●
				●	
○		○ (60)	○	●	○
○ (45)(36LMLA)	○	○	○	●	○
●	●	●	●	●	●
				●	●
●	●	●	●	●	●
●	●	●	●	●	●
●					●
○	○	○	○		○
●					
●	●	○	●	○	●
○		○ (60)	○	●	○
○		○ (60)	○	●	○
●	●		●	●	●
●	●	●			
●	●	●	●	●	●
			○	○	○
●	●	○	●	○	●
○	○	○	○	○	○
				●	
				●	
○		○ (60)	○	●	
○	○		○	○	
			●		
○			○		○
● (45)	●	●	●		● (30/36/45/54)

○: Optional function

Light Commercial & Residential

MULTI-SPLIT

REFRIGERANT R32

Refrigerant type R32 models

REFRIGERANT R410A

Refrigerant type R410A models

6-unit to 8-unit Multi-split

Simultaneous Multi-split

Control several indoor units with one outdoor unit. Build the system you desire.

If you want to keep a large floor as well as many rooms comfortable, we recommend to use our Multi-split to build a compact system using just one outdoor unit. Choose from a large lineup of indoor units, which match up well to your rooms. You can mix and match them as you like. Build the system that is just right for you.

Multi-split Overview

Space-saving Multi-split outdoor units can connect up to 8 indoor units in multiple rooms. New refrigerant R32 models are additionally added. Multi-split type can be introduced in various situations like in homes, in offices and stores to provide environment-friendly comfort.

NEW

3-unit, 4-unit, 5-unit Multi-split

3-unit 18/24 class

4-unit 30 class
5-unit 36 class

2-unit Multi-split

14 class

18 class

6-unit, 8-unit Multi-split

6-unit 45 class

8-unit 45 class

2-unit to 8-unit Multi-split

2-unit to 8-unit Multi-split types units are recommended for situations that require air conditioning in multiple rooms such as in family house or offices. Between 2 to 8 indoor units can be connected and individually operated. A variation of individual and central remote controller are available for operation control, time scheduling of each room and energy savings. Due to space-saving outdoor unit enables installation on balcony or under a waist-high window.

Twin/Triple

Twin 36 class
(Single phase/3 phase)

Twin/Triple 45/54 class
(Single phase/3 phase)

Twin/Triple/ Double Twin

72/90 class
(3 phase)

Simultaneous Multi-split

Simultaneous Multi-split type is recommended for situations where multiple indoor units need to be operated simultaneously such as for a small building, for small office building entrance, meeting room, educational facility hall, and other large spaces. Up to 4 indoor units can be operated simultaneously. This type is suitable for office spaces with large areas and properties with unusual floor layout.

Multi-split Outdoor Units Lineup

				Class	14	18
				Cooling rated capacity(kW)	4.0	5.0
2-unit, 3-unit, 4-unit, 5-unit Multi-split	2-unit Multi-split Up to 2 units	R32			AOHG14KBTA2	AOHG18KBTA2
	3-unit Multi-split Up to 3 units	R32	 NEW			
	4-unit Multi-split Up to 4 units	R32	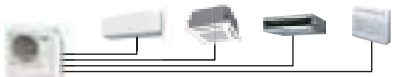 NEW			
	5-unit Multi-split Up to 5 units	R32	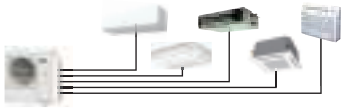 NEW			
6-unit Multi-split	6-unit Multi-split Up to 6 units	R410A	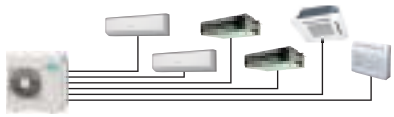			
8-unit Multi-split Up to 8 units		R410A	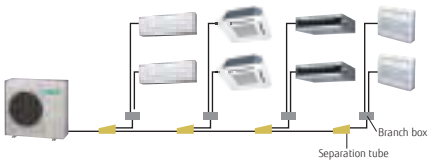			
Simultaneous Multi-split	Twin Single phase	R32				
	Twin 3 phase	R32				
	Twin/Triple Single phase	R32				
	Twin/Triple 3 phase	R32	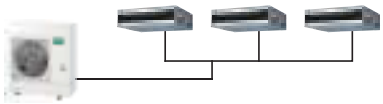			
	Twin/Triple/ Double Twin 3 phase	R410A				

Note: **1. 2-unit Multi-split:** Connectable indoor units are 2 units.
AOHG14KBTA2: Total capacity of indoor units connected must be between 4.0 kW and 6.0 kW.
AOHG18KBTA2: Total capacity of indoor units connected must be between 4.0 kW and 7.5kW.
2. 3-unit Multi-split: Connectable indoor units are 2 to 3 units.
AOHG18KBTA3 : Total capacity of indoor units connected must be between 4.0 kW and 8.5 kW.
AOHG24KBTA3 : Total capacity of indoor units connected must be between 4.0 kW and 10.5 kW.
3. 4-unit Multi-split: Connectable indoor units are 2 to 4 units.
AOHG30KBTA4: Total capacity of indoor units connected must be between 7.5 kW and 14.0 kW.
4. 5-unit Multi-split: Connectable indoor units are 2 to 5 units
AOHG36KBTA5: Total capacity of indoor units connected must be between 7.5 kW and 15.5 kW.

FUJITSU GENERAL (Euro) GmbH participates in the ECP program for VRF.
Check ongoing validity of certificate:
www.eurovent-certification.com
*Models so marked are not ECC certified.

18	24	30	36	45		54	72	90
5.4	6.8	8.0	10.0	12.5	14.0	14.0	19.0	22.0
AOHG18KBTA3	AOHG24KBTA3							
		AOHG30KBTA4						
			AOHG36KBTA5*1					
				AOHG45LBLA6*				
					AOHG45LBT8*			
			AOHG36KBTB	AOHG45KBTB				
			AOHG36KRTA	AOHG45KRTA				
						AOHG54KBTB		
						AOHG54KRTA		
							AOHG72LRLA	AOHG90LRLA

Cooling rated capacity: *1: 9.5kW

5. 6-unit Multi-split: Connectable indoor units are 2 to 6 units
AOHG45LBLA6 Total capacity of indoor units connected must be between 9.5 kW and 18.0 kW.
6. 8-unit Multi-split: Connectable indoor units are 2 to 8 units
AOHG45LBT8: Total capacity of indoor units connected must be between 11.0 kW and 18.0 kW.

2-unit to 8-unit Multi-split Connectable Indoor Units

REFRIGERANT R32

Type		2-unit		3-unit		4-unit	5-unit
Model name		AOHG14KBTA2	AOHG18KBTA2	AOHG18KBTA3	AOHG24KBTA3	AOHG30KBTA4	AOHG36KBTA5
Multi-split Type Outdoor Unit							
Capacity (kW)	Cooling	4.0	5.0	5.4	6.8	8.0	9.5
	Heating	4.4	5.6	6.8	8.0	9.6	10.6

Indoor Unit	BTU	kW Class						
 ASHG07/09/12/14KGTB ASHG07/09/12/14KETA	7,000	2.0	●	●	●	●	●	●
	9,000	2.5	●	●	●	●	●	●
 ASHG07/09/12/14KMCC ASHG07/09/12/14KETA-B	12,000	3.5	●	●	●	●	●	●
	14,000	4.0	–	●	●	●	●	●
NEW  ASHG18/22/24KMTB	18,000	5.0	–	–	–	●	●	●
	22,000	6.0	–	–	–	–	●	●
	24,000	7.0	–	–	–	–	●	●
NEW  AGHG09/12/14KVCA	9,000	2.5	●	●	●	●	●	●
	12,000	3.5	●	●	●	●	●	●
	14,000	4.0	–	●	●	●	●	●
 AUXG07/09/12/14/18/22KVLA	7,000	2.0	●	●	●	●	●	●
	9,000	2.5	●	●	●	●	●	●
	12,000	3.5	●	●	●	●	●	●
	14,000	4.0	–	●	●	●	●	●
	18,000	5.0	–	–	–	●	●	●
	22,000	6.0	–	–	–	–	●	●
 ARXG07/09/12/14/18KSLAP	7,000	2.0	●	●	●	●	●	●
	9,000	2.5	●	●	●	●	●	●
	12,000	3.5	●	●	●	●	●	●
	14,000	4.0	–	●	●	●	●	●
	18,000	5.0	–	–	–	●	●	●
 ARXG07/09/12/14/18KLLAP	7,000	2.0	●	●	●	●	●	●
	9,000	2.5	●	●	●	●	●	●
	12,000	3.5	●	●	●	●	●	●
	14,000	4.0	–	●	●	●	●	●
	18,000	5.0	–	–	–	●	●	●
NEW  ARXG22KMLB	22,000	6.0	–	–	–	–	●	●
NEW  ABHG18/22KRTA	18,000	5.0	–	–	–	●	●	●
	22,000	6.0	–	–	–	–	●	●

REFRIGERANT R410A

Type		6-unit	8-unit
Model name		AOHG45LBLA6	AOHG45LBT8
Multi-split Type Outdoor Unit			 (Branch Box) 
Capacity (kW)	Cooling	12.5	14.0
	Heating	13.5	16.0

Indoor Unit	BTU	kW Class		
 ASHG07/09/12/14LMCA  ASHG07/09/12/14LUCA	7,000	2.0	●	●
	9,000	2.5	●	●
	12,000	3.5	●	●
	14,000	4.0	●	●
 ASHG18/24LF	18,000	5.0	●	●
	24,000	7.0	●	●
 AGHG09/12/14LV	9,000	2.5	●	●
	12,000	3.5	●	●
	14,000	4.0	●	●
 AUHG07/09/12/14/18LV	7,000	2.0	●	●
	9,000	2.5	●	●
	12,000	3.5	●	●
	14,000	4.0	●	●
	18,000	5.0	●	●
 ABHG14LVTA ABHG18LVTB	14,000	4.0	●	●
	18,000	5.0	●	●
 ARHG07/09/12/14/18LSLAP	7,000	2.0	●	–
	9,000	2.5	●	–
	12,000	3.5	●	–
	14,000	4.0	●	–
	18,000	5.0	●	–
 ARHG07/09/12/14/18LL	7,000	2.0	●	●
	9,000	2.5	●	●
	12,000	3.5	●	●
	14,000	4.0	●	●
	18,000	5.0	●	●

Simultaneous Multi-split Connectable Indoor Units

Type		4HP		5HP		6HP	
Model name		AOHG36KBTB	AOHG36KRTA	AOHG45KBTB	AOHG45KRTA	AOHG54KBTB	AOHG54KRTA
Simultaneous Multi-split Outdoor Unit							
Capacity (kW)	Cooling	9.5		12.1		13.4	13.4
	Heating	10.8		13.5		15.5	15.5

Indoor Unit	BTU	kW Class	Twin			Triple
 AUXG18/22/24KVLA	18,000	5.0	● ×2	–	–	● ×3
	22,000	6.5	–	● ×2	–	–
	24,000	7.0	–	–	● ×2	–
 ARXG18KLLAP	18,000	5.0	● ×2	–	–	● ×3
 ARXG22KMLB ARXG24KMLA	22,000	6.5	–	● ×2	–	–
	24,000	7.0	–	–	● ×2	–
Separation tube			UTP-SX236A (18/22/24)			UTP-SX354A (18)

REFRIGERANT R410A

Type		8HP	10HP
Model name		AOHG72LRLA	AOHG90LRLA
Simultaneous Multi-split Outdoor Unit			
Capacity (kW)	Cooling	19.0	22.0
	Heating	22.4	27.0

Indoor Unit	BTU	kW Class	Twin	Triple	Double Twin	Twin	Triple	Double Twin
 AUHG18/22/24LV	18,000	5.0	–	–	● ×4	–	–	–
	22,000	6.5	–	–	–	–	–	● ×4
	24,000	7.0	–	● ×3	–	–	–	–
 AUHG30/36/45LR	30,000	8.8	–	–	–	–	● ×3	–
	36,000	10.6	● ×2	–	–	–	–	–
	45,000	12.5	–	–	–	● ×2	–	–
 ARHG18LLTB	18,000	5.0	–	–	● ×4	–	–	–
 ARHG22/24/ 30/36/45LM	22,000	6.5	–	–	–	–	–	● ×4
	24,000	7.0	–	● ×3	–	–	–	–
	30,000	8.8	–	–	–	–	● ×3	–
	36,000	10.6	● ×2	–	–	–	–	–
	45,000	12.5	–	–	–	● ×2	–	–
 ABHG/18/22/24LV	18,000	5.0	–	–	● ×4	–	–	–
	22,000	6.5	–	–	–	–	–	● ×4
	24,000	7.0	–	● ×3	–	–	–	–
 ABHG30/36/45LR	30,000	8.8	–	–	–	–	● ×3	–
	36,000	10.6	● ×2	–	–	–	–	–
	45,000	12.5	–	–	–	● ×2	–	–
Separation tube			UTP-SX272A ×1	UTP-SX372A ×1	UTP-SX272A x 1, UTP-SX236A x 2	UTP-SX272A ×1	UTP-SX372A ×1	UTP-SX272A ×1, UTP-SX254A ×2

ALL DC

High energy saving

All models achieve high energy efficiency rank of A+++ for cooling and A++ for heating by using High efficiency DC twin rotary compressor.

Rank
Cooling A+++
Heating A++

SEER 8.7*1

SCOP 4.7

*1: 2-unit 14class



R32 refrigerant model

R32 refrigerant is highly energy efficient, plus the volumetric capacity of R32 is higher than that of R410A. R32 models require less refrigerant charge amount compared with R410A models.

Pre-charge refrigerant amount (kg)		
	R32	R410A
2-unit 14 class	0.9	1.25
2-unit 18 class	1.02	1.30
3-unit 18 class	1.8	2.2
3-unit 24 class	1.8	2.2
4-unit 30 class	2.2	3.3
5-unit 36 class	2.5	4.0

Quiet operation

Maximum 7dB lower sound power level compared with current R410A model.

Sound Power Level

*3-unit 24 class (cooling)

61 dB(A)

68 dB(A)

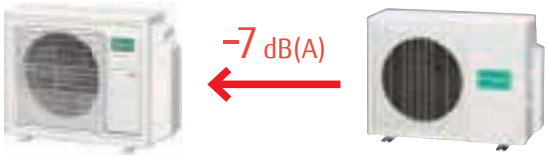

R32 model

R410 model

Space-saving installation

Multiple indoor units can be connected to 1 outdoor unit, and long piping connection is also possible. Compared with single type, the outdoor unit can be installed in various places to realize the space-saving installation.

Compact design

Compared with single type, the outdoor unit can be installed in various places to realize the space-saving installation.

R410A model

R32 model

Depth difference	Space requirement
-15.5 % !*	-36.2 % !*

*:Compared with current 5-unit multi models

Easy evacuation

All connected pipes and indoor units can be evacuated quickly via our centralized valve method.
Requires evacuation only once.

Wide range of indoor units with various models

5 types / 41 models are lined up in the capacity range from 2.0 kW to 6.0 kW class. Wide range of requirements can be realized from in private homes, large shops and hotels.

Models equipped with the New R32 Refrigerant

Wall mounted type with sophisticated design

Designer series

Cool Beauty Design
07/09/12/14kBTU

High spec & Design
07/09/12/14kBTU

Standard series

High efficiency & comfort
07/09/12/14kBTU

NEW

High efficiency & Large room
18/22/24kBTU

Middle and small capacity models are available. This makes it easier to install at small spaces.

Mini Duct
07/09/12/14/18kBTU

Slim Duct
07/09/12/14/18kBTU

NEW

Medium static pressure duct
22kBTU

Compact Cassette
07/09/12/14/18/22kBTU

NEW

Floor
09/12/14/kBTU

NEW

Ceiling
18/22kBTU

2-unit: AOHG14KBTA2 / AOHG18KBTA2
3-unit: NEW AOHG18KBTA3 / NEW AOHG24KBTA3
4-unit: NEW AOHG30KBTA4
5-unit: NEW AOHG36KBTA5

2-unit 3-unit 4-unit, 5-unit

Specifications (2-unit)

Model No.			AOHG14KBTA2	AOHG18KBTA2
Power Source			Single phase, ~230V, 50Hz	
Rated Capacity (Min. - Max.)	Cooling	kW	4.0 (1.4-4.6)	5.0 (1.7-5.8)
	Heating		4.4 (1.1-5.5)	5.6 (1.8-6.6)
EER	Cooling	W/W	4.12	4.03
COP	Heating		4.63	4.59
Sound Pressure Level (High)	Cooling	dB(A)	47	47
	Heating		49	50
Sound Power Level (High)	Cooling		60	60
	Heating		62	62
Airflow Rate	Cooling/Heating	m^3/h	1,670/1,670	1,960/2,020
Net Dimensions H × W × D		mm	542 × 799 × 290	632 × 799 × 290
Weight		kg(lbs)	33 (73)	37 (82)
Connection Pipe Diameter	Liquid	mm	6.35 × 2	6.35 × 2
	Gas		9.52 × 2	9.52 × 2
Max. Pipe Length	Total / Each	m	30 / 20	30 / 20
Max. Height Difference	Between Outdoor Unit and Each Indoor Units.		15	15
	Between Indoor Units.		10	10
Operating Range	Cooling	°CDB	-10 to 46	-10 to 46
	Heating		-15 to 24	-15 to 24
Refrigerant	Type (Global Warming Potential)		R32 (675)	R32 (675)
	Charge	kg(CO2eq-T)	0.9 (0.608)	1.02 (0.689)

Specifications (3-unit)

Model No.			AOHG18KBTA3	AOHG24KBTA3
Power Source			Single phase, ~230V, 50Hz	
Rated Capacity (Min. - Max.)	Cooling	kW	5.4 (1.8-7.0)	6.8(1.8-8.5)
	Heating		6.8 (2.0-8.0)	8.0(2.0-9.2)
EER	Cooling	W/W	4.78	3.90
COP	Heating		4.89	4.40
Sound Pressure Level (High)	Cooling	dB(A)	46	48
	Heating		49	53
Sound Power Level (High)	Cooling		59	61
	Heating		61	67
Airflow Rate	Cooling/Heating	m^3/h	2,220/2,160	2,270/2,730
Net Dimensions H × W × D		mm	716 × 820 × 315	716 × 820 × 315
Weight		kg(lbs)	46(102)	46(102)
Connection Pipe Diameter	Liquid	mm	6.35 × 3	6.35 × 3
	Gas		9.52 × 3	9.52 × 2, 12.70 × 1 adapter [12.70 → 9.52] × 1
Max. Pipe Length	Total / Each	m	50/25	50/25
Max. Height Difference	Between Outdoor Unit and Each Indoor Units.		15	15
	Between Indoor Units.		10	10
Operating Range	Cooling	°CDB	-10 to 46	-10 to 46
	Heating		-15 to 24	-15 to 24
Refrigerant	Type (Global Warming Potential)		R32 (675)	R32 (675)
	Charge	kg(CO2eq-T)	1.8 (1.215)	1.8 (1.215)

Specifications (4-unit, 5-unit)

Model No.			AOHG30KBTA4	AOHG36KBTA5
Power Source			Single phase, ~230V, 50Hz	
Rated Capacity (Min. - Max.)	Cooling	kW	8.0 (2.4-10.1)	9.5 (3.0-11.0)
	Heating		9.6 (3.0-11.2)	10.6 (3.5-12.0)
EER	Cooling	W/W	3.90	3.80
COP	Heating		4.55	4.50
Sound Pressure Level (High)	Cooling	dB(A)	50	52
	Heating		54	55
Sound Power Level (High)	Cooling		63	65
	Heating		66	68
Airflow Rate	Cooling/Heating	m^3/h	2,400/2,950	2,450/2,900
Net Dimensions H × W × D		mm	884 × 820 × 315	884 × 820 × 315
Weight		kg(lbs)	55(121)	59(130)
Connection Pipe Diameter	Liquid	mm	6.35×4	6.35×5
	Gas		9.52 × 2, 12.70 × 2 adapter [12.70 → 9.52] × 2	9.52 × 3, 12.70 × 2 adapter [12.70 → 9.52] × 2 adapter [9.52 → 12.70] × 1
Max. Pipe Length*	Total / Each	m	70/25	75/25
Max. Height Difference	Between Outdoor Unit and Each Indoor Units.		15	15
	Between Indoor Units.		10	10
Operating Range	Cooling	°CDB	-10 to 46	-10 to 46
	Heating		-15 to 24	-15 to 24
Refrigerant	Type (Global Warming Potential)		R32 (675)	R32 (675)
	Charge	kg(CO2eq-T)	2.2 (1.485)	2.5 (1.688)

*The length would not be applied when floor units are connected. For the detailed condition, please refer to the installation manual.

Dimensions

(Unit : mm)

2-unit: AOHG14KBTA2

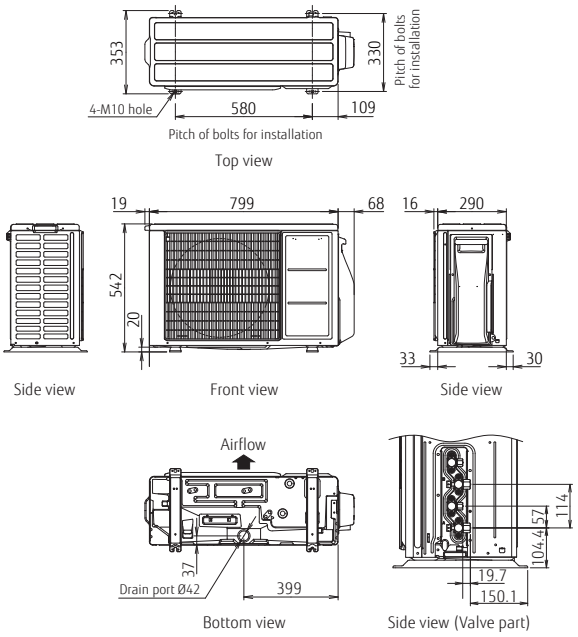

2-unit: AOHG18KBTA2

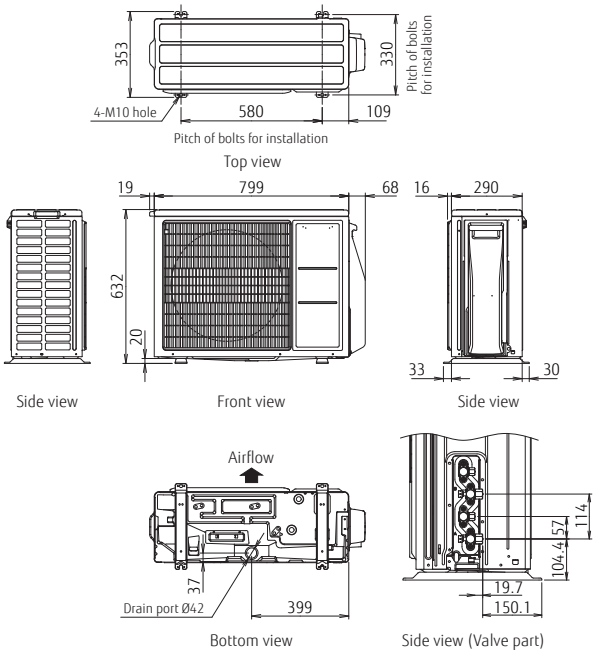

3-unit: AOHG18KBTA3 / AOHG24KBTA3

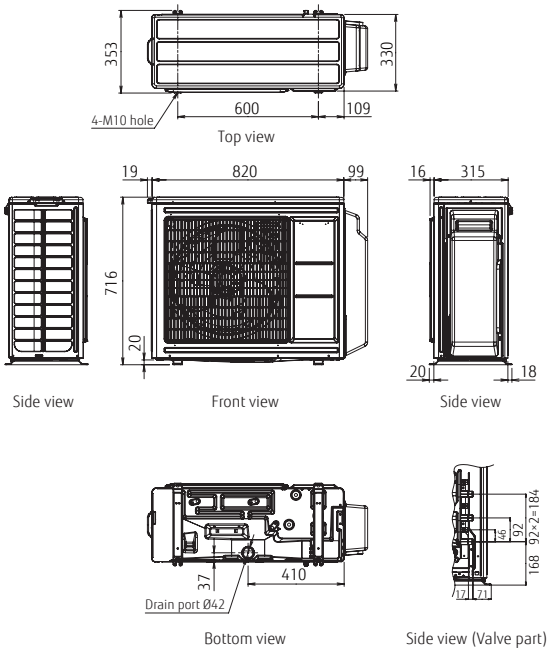

4-unit: AOHG30KBTA4
5-unit: AOHG36KBTA5

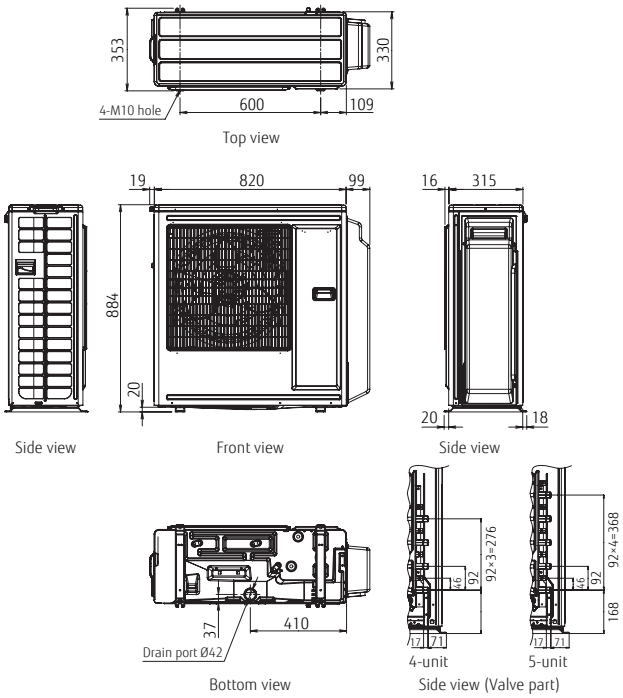

ALL DC

Wide range of indoor units with various models

4 types / 16 models are lined up in the capacity range from 2.0 kW to 4.0 kW class. Wide range of requirements can be realized from in private homes, large shops and hotels.

Compact design

Multiple indoor units can be connected to 1 outdoor unit, and long piping connection is also possible.
Compared with single type, the outdoor unit can be installed in various places to realize the space-saving installation.

970 mm

Easy installation

All connected pipes and indoor units can be evacuated quickly via our centralized valve method.
Requires evacuation only once

Central & Individual Control

- Batched control of up to 8 indoor units. The temperature, airflow volume, and remote control prohibition settings of all indoor units can be batched.
- Corresponds to 9 different languages (English, German, French, Spanish, Russian, Portuguese, Italian, Greek, and Turkish)
- Large backlight LED screen
- Large easy-to-see operation panel

Max. Controllable
1 multi system

Max. Controllable
8 indoor units

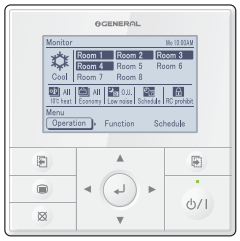

REFRIGERANT R410A

6-unit: AOHG45LBLA6

Specifications (5-unit, 6-unit)

Model No.			AOHG45LBLA6
Power Source			Single phase, ~230V, 50Hz
Rated Capacity (Min. - Max.)	Cooling	kW	12.5 (3.5-14.0)
	Heating		13.5 (3.5-16.0)
EER	Cooling	W/W	3.50
COP	Heating		4.00
Sound Pressure Level (High)	Cooling	dB(A)	53
	Heating		55
Sound Power Level (High)	Cooling		-
	Heating		-
Airflow Rate	Cooling/Heating	m^3/h	4,200/4,200
Net Dimensions H × W × D		mm	998 × 970 × 370
Weight		kg(lbs)	94 (207)
Connection Pipe Diameter	Liquid	mm	6.35×6
	Gas		9.52 × 4, 12.70 × 2
Max. Pipe Length	Total / Each	m	80 / 25
Max. Height Difference	Between Outdoor Unit and Each Indoor Units.		15
	Between Indoor Units.		10
Operating Range	Cooling	°CDB	-10 to 46
	Heating		-15 to 24
Refrigerant	Type (Global Warming Potential)		R410A (2,088)
	Charge	kg(CO2eq-T)	4.00 (8.352)

Dimensions

(Unit : mm)

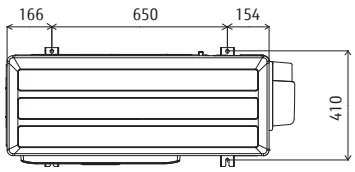

Top view

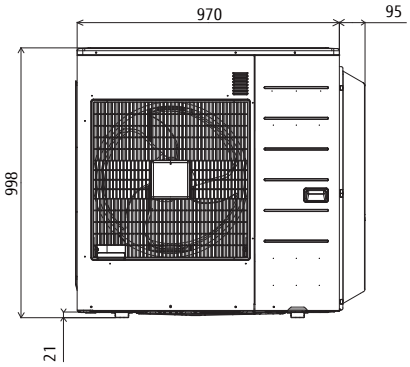

Front view

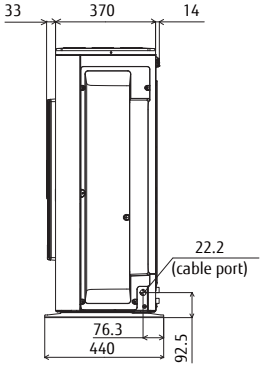

Side view

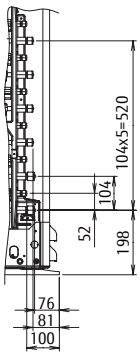

8-unit Multi-split

REFRIGERANT R410A

ALL DC

Compact outdoor unit

The compact design outdoor unit allows to be installed below a window and in a narrow space.

High seasonal efficiency

The actual performance is conducted under various outside temperatures depending on weather and seasons, furthermore, especially for multi system, not all the rooms are operated all the time. So over 90% of actual operation time, air conditioners are operated at partial capacity instead of rated capacity. Considering these, we focused on energy-saving performance which is based on actual use. Efficiency of part load performance was drastically improved by developing ALL DC and our own inverter system.

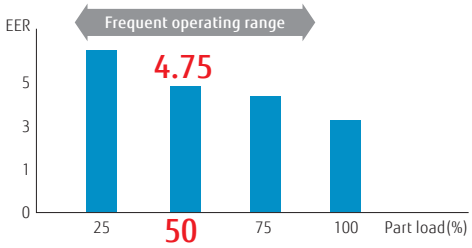

Innovated technology

High efficiency large fan:
High efficiency fan is mounted.

DC fan motor:
High performance and high efficiency has been realized by using a small DC fan motor.

Heat exchanger:
Reduced compact size and energy saving has been realized by utilizing high density piping design and 3-Row heat exchanger.

High efficiency DC twin rotary compressor:
A high performance, low noise, large capacity DC twin rotary compressor is used.

Quick comfort by optimized refrigerant control

Every room meets the set point most quickly and comfortably by optimized refrigerant control.

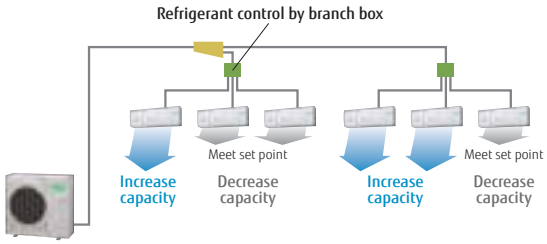

8-unit: AOHG45LBT8

Branch Box: UTP-PY03A / UTP-PY02A

3 zones type

2 zones type

Specifications (Outdoor unit/Branch box)

Outdoor Unit Model Name			AOHG45LBT8
Maximum Connectable Indoor Unit			8
Indoor Unit Connectable Capacity	Cooling	kW	11.2 - 18.2
Power source			Single phase, ~230V, 50Hz
Rated Capacity	Cooling	kW	14.0
	Heating		16.0
Input Power	Cooling	kW	5.20
	Heating		5.07
Airflow rate	Cooling	m^3/h	4,650
	Heating		4,800
Sound Pressure Level	Cooling	dB(A)	56
	Heating		58
Heat Exchanger Fin			Plate fin coil
Net Dimensions H × W × D		mm	914 × 970 × 370
Weight		kg(lbs)	98 (216)
Connection Pipe Diameter (Liquid / Gas)		mm	9.52/15.88
Max. Pipe Length		m	115 (Total)
Max. Height Difference (O.U ~ I.U)			30
Operating Range	Cooling	°CDB	-5 to 46
	Heating		-15 to 24
Refrigerant	Type (Global Warming Potential)		R410A (2,088)
	Charge	kg(CO2eq-T)	3.45 (7.204)

Branch Box Model Name			UTP-PY03A	UTP-PY02A
Connectable Indoor Unit			1 to 3 Units	1 to 2 Units
Power source			Single phase, ~230V, 50Hz	Single phase, ~230V, 50Hz
Available Voltage Range			198-264V	198-264V
Power Consumption		W	10	10
Running Current		A	0.05	0.05
Net Dimensions H × W × D		mm	195 × 433 × 370	195 × 433 × 370
Weight		kg(lbs)	9 (20)	9 (20)
Connection pipe diameter	Liquid	°CDB	Main: 9.52×1, Branch:6.35×3	Main: 9.52×1, Branch:6.35×2
	Gas		Main: 15.88×1, Branch:12.70×3	Main: 15.88×1, Branch:12.70×2
	Method		Flare	Flare

Note: Specifications are based on the following conditions.
- In case of connecting two indoor units(7 kW class).
- These are the measured values in the manufacturer`s anechoic chamber.
- Cooling: Indoor temp. of 27°CDB/19°CWB, outdoor temp. of 35°CDB/24°CWB Heating: Indoor temp. of 20°CDB/15°CWB, outdoor temp. of 7°CDB/6°CWB
  Pipe length: 5 m (Outdoor unit - Branch box), 3 m (Branch box - Indoor unit) Height difference : 0 m

Dimensions

(Unit : mm)

Outdoor Unit: AOHG45LBT8

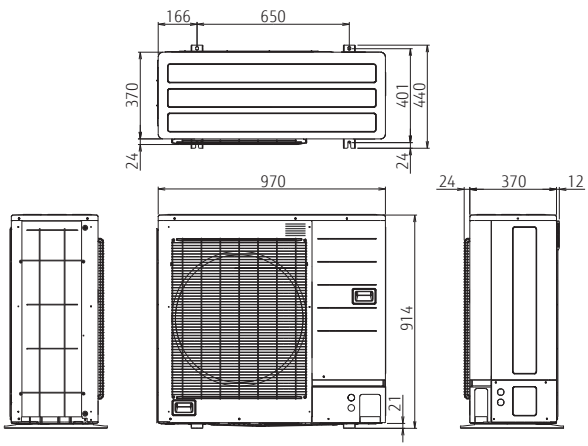

Branch Box : UTP-PY03A (3 zones type)

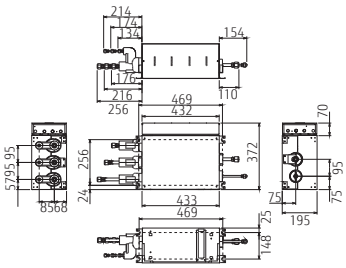

Branch Box : UTP-PY02A (2 zones type)

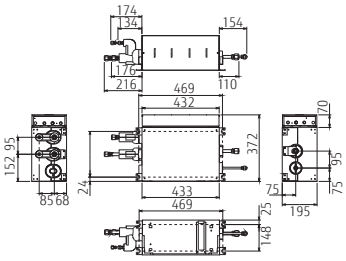

Simultaneous Multi-split
Twin/Triple

REFRIGERANT R32

ALL DC

Supports various installation scenes from office to commercial space, inside the same room and multi connection of up to 3 indoor units.

Selection of indoor units according to the room shape and heat load, like number of people and lighting conditions.
Most comfortable air flow distribution can be realized.

Installation according to floor layout

Installation according to lighting conditions

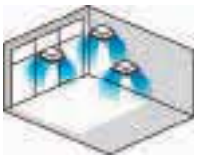

Design flexibility

Slim & Compact design
This model is much more compact than a conventional outdoor unit. Significant reduced height of the product supports installations in narrow spaces.



Flexible installation

Up to max. piping length of 50 m, max. height difference of 30 m can be supported. Multi-split type can be installed in large-size residence or buildings with multiple floors.

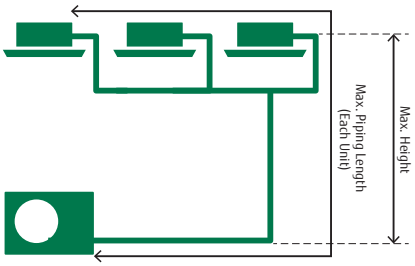

Max. Piping Length (Each Unit):
50 m
Max. Height:
30 m

New Indoor unit lineup

3 types 6 models indoor units are provided, so you can select them depending on your room size and conditions.

Compact Cassette

Slim Duct

Duct

Model: AOHG36KBTB / AOHG45KBTB / AOHG54KBTB
AOHG36KRTA [3 phase] / AOHG45KRTA [3 phase] / AOHG54KRTA [3 phase]

36

45/54

Specifications (Indoor units/Outdoor units)

Indoor Units Model No.				Compact Cassette		
				AUXG18KVLA	AUXG22KVLA	AUXG24KVLA
Power Source				Single phase, ~230V, 50Hz		
Airflow Rate	Cooling	H/M/L/Q	m^3/h	680/580/490/410	830/740/600/450	930/830/600/450
	Heating	H/M/L/Q		800/680/580/450	860/760/700/530	930/850/700/530
Net Dimension H × W × D			mm	245 × 570 × 570	245 × 570 × 570	245 × 570 × 570
Weight			kg(lbs)	15 (33)	16 (35)	16 (35)
Cassette Grille				UTG-UFGF-W	UTG-UFGF-W	UTG-UFGF-W

Indoor Units Model No.				Duct		
				ARXG18KLLAP	ARXG22KMLB	ARXG24KMLA
Power Source				Single phase, ~230V, 50Hz		
Airflow Rate	Cooling	H/M/L/Q	m^3/h	940/880/820/750	1,100/910/750/580	1,100/910/750/580
	Heating	H/M/L/Q		940/880/820/750	1,100/910/750/580	1,100/910/750/580
Net Dimension H × W × D			mm	198 × 900 × 620	270 × 1,135 × 700	270 × 1,135 × 700
Weight			kg(lbs)	20 (44)	35 (77)	35 (77)

Outdoor Units Model No.			AOHG36KBTB	AOHG45KBTB	AOHG54KBTB	AOHG36KRTA	AOHG45KRTA	AOHG54KRTA
Capacity	Cooling	kW	9.5	12.1	13.4	9.5	12.1	13.4
	Heating		10.8	13.5	15.5	10.8	13.5	15.5
Power Source			Single phase, ~230V, 50Hz			3 phase, ~400V, 50Hz		
Pdesign	Cooling	kW	9.5	–	–	9.5	-	-
	Heating (-10°C)		8.7	–	–	8.7	-	-
SEER	Cooling	W/W	6.10	–	–	6.10	-	-
SCOP	Heating		4.00	–	–	4.00	-	-
Annual Energy Consumption	Cooling	kWh/a	545	–	–	545	-	-
	Heating		3,044	–	–	3,044	-	-
Energy Efficiency Class	Cooling		A++	–	–	A++	-	-
	Heating		A+	–	–	A+	-	-
Sound Pressure Level (High)	Cooling	dB(A)	55	57	57	55	57	57
	Heating		55	57	59	55	57	59
Sound Power Level (High)	Cooling		70	71	73	70	71	73
	Heating		70	71	73	70	71	73
Airflow Rate	Cooling / Heating	m^3/h	3,750/3,750	4,450/4,450	4,450/4,450	3,750/3,750	4,450/4,450	4,450/4,450
Net Dimension H × W × D		mm	788 × 940 × 320	998 × 940 × 320	998 × 940 × 320	788 × 940 × 320	998 × 940 × 320	998 × 940 × 320
Weight		kg(lbs)	52 (115)	67 (148)	67 (148)	53 (117)	67 (148)	67 (148)
Connection Pipe Diameter (Liquid / Gas)		mm	9.52/15.88	9.52/15.88	9.52/15.88	9.52/15.88	9.52/15.88	9.52/15.88
Max. Pipe Length (Pre-Charge)		m	50 (30)	50 (30)	50 (30)	50 (30)	50 (30)	50 (30)
Max. Height Difference			30	30	30	30	30	30
Operating Range	Cooling	°CDB	-15 to 46	-15 to 46	-15 to 46	-15 to 46	-15 to 46	-15 to 46
	Heating		-15 to 24	-15 to 24	-15 to 24	-15 to 24	-15 to 24	-15 to 24
Refrigerant	Type (Global Warming Potential)		R32 (675)	R32 (675)	R32 (675)	R32 (675)	R32 (675)	R32 (675)
	Charge	kg(CO2eq-T)	1.90(1.283)	2.70(1.823)	2.70(1.823)	1.90(1.283)	2.70(1.823)	2.70(1.823)
Separation tube			UTP-SX236A(Twin)	UTP-SX236A(Twin)	UTP-SX236A(Twin) UTP-SX354A(Triple)	UTP-SX236A (Twin)	UTP-SX236A (Twin)	UTP-SX236A(Twin) UTP-SX354A(Triple)

- Different type and capacity indoor units cannot be connected.
- The above table is the value for connecting with cassette type.

Dimensions

(Unit : mm)

AOHG36KBTB / AOHG36KRTA

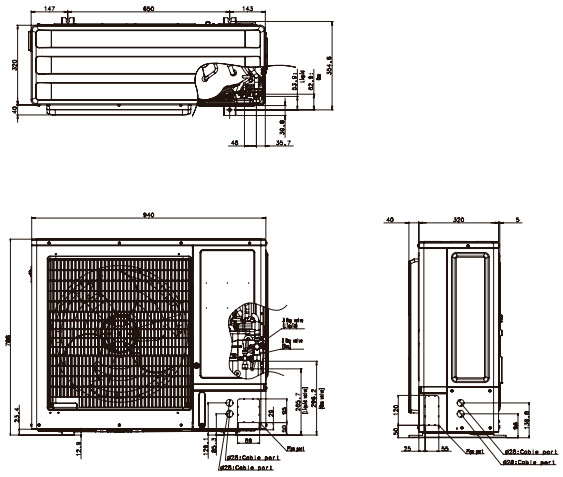

AOHG45KBTB / AOHG54KBTB
AOHG45KRTA / AOHG54KRTA

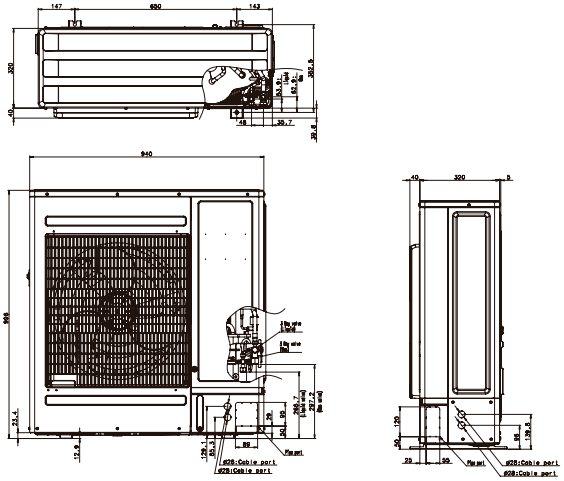

Simultaneous Multi-split

Twin/Triple/Double Twin

REFRIGERANT R410A

ALL DC

Support various applications from open plan offices to retail stores, with up to 4 indoor units.

Selection of indoor units according to the room shape and heat load, like number of people and lighting conditions. Most comfortable air flow distribution can be realized.

Installation according to floor layout

Installation according to lighting conditions

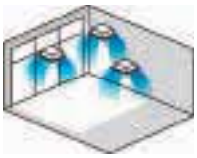

Installation according to layout and lighting conditions

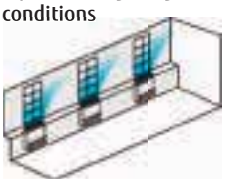

Installation according to large space

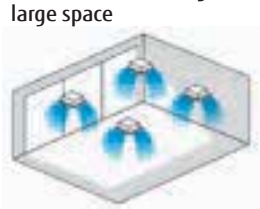

Simultaneous control

Max 16 indoor units are simultaneously controlled with a wired remote controller.

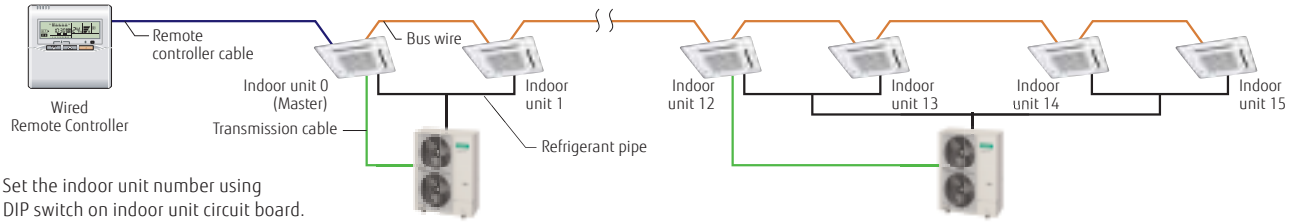

Set the indoor unit number using DIP switch on indoor unit circuit board.

*When using a wireless remote controller, the following functions cannot be used: Timer operation, Sleep Timer operation, 10℃ Heat operation

Indoor unit lineup

6 types 18 models indoor units are provided, so you can select them depending on your room size and conditions.

Compact Cassette

Cassette

Slim Duct

Duct

Floor/Ceiling Universal

Ceiling

REFRIGERANT R410A

Model: AOHG72LRLA [3 phase] / AOHG90LRLA [3 phase]

Specifications (Indoor units/Outdoor units)

Indoor Units Model No.				Compact Cassette, Cassette					
				AUHG18LVLB	AUHG22LVLA	AUHG24LVLA	AUHG30LRLE	AUHG36LRLE	AUHG45LRLA
Power Source				Single phase, ~230V, 50Hz					
Airflow Rate	Cooling	H/M/L/Q	m^3/h	750/610/520/410	930/830/600/450	930/830/600/450	1,600/1,400/1,270/1,150	1,800/1,400/1,270/1,150	1,900/1,640/1,460/1,250
	Heating	H/M/L/Q		800/710/600/450	930/860/700/530	930/830/600/450	1,800/1,400/1,270/1,150	1,800/1,400/1,270/1,150	1,900/1,640/1,460/1,250
Net Dimension H × W × D			mm	245 × 570 × 570	245 × 570 × 570	245 × 570 × 570	288 × 840 × 840	288 × 840 × 840	288 × 840 × 840
Weight			kg(lbs)	15 (33)	16 (35)	16 (35)	26 (57)	26 (57)	26 (57)
Cassette Grille				UTG-UFGD-W			UTG-UGGA-W		

Indoor Units Model No.				Duct					
				ARHG18LLTB	ARHG22LMLA	ARHG24LMLA	ARHG30LMLE	ARHG36LMLE	ARHG45LMLA
Power Source				Single phase, ~230V, 50Hz					
Airflow Rate	Cooling	H/M/L/Q	m^3/h	940/880/820/750	1,100/910/750/580	1,100/910/750/580	1,900/1,620/1,270/980	1,900/1,620/1,270/980	2,100/1,750/1,350/1,070
	Heating	H/M/L/Q		940/880/820/750	1,100/910/750/580	1,100/910/750/580	2,100/1,620/1,270/980	2,100/1,620/1,270/980	2,100/1,750/1,350/1,070
Net Dimension H × W × D			mm	198 × 900 × 620	270 × 1135 × 700	270 × 1135 × 700	270 × 1135 × 700	270 × 1135 × 700	270 × 1135 × 700
Weight			kg(lbs)	23 (51)	38 (84)	38 (84)	40 (88)	40 (88)	40 (88)

Indoor Units Model No.				Floor/Ceiling, Ceiling					
				ABHG18LVTB	ABHG22LVTA	ABHG24LVTA	ABHG30LRTE	ABHG36LRTE	ABHG45LRTA
Power Source				Single phase, ~230V, 50Hz					
Airflow Rate	Cooling	H/M/L/Q	m^3/h	780/700/560/500	980/820/680/540	980/820/680/540	1,660/1,500/1,200/1,000	1,900/1,500/1,200/1,000	2,100/1,700/1,400/1,100
	Heating	H/M/L/Q		780/700/560/500	980/820/680/540	980/820/680/540	1,660/1,500/1,200/1,000	1,900/1,500/1,200/1,000	2,100/1,700/1,400/1,100
Net Dimension H × W × D			mm	199 × 990 × 655	199 × 990 × 655	199 × 990 × 655	240 × 1660 × 700	240 × 1660 × 700	240 × 1660 × 700
Weight			kg(lbs)	27 (60)	27 (60)	27 (60)	46 (101)	46 (101)	46 (101)

Outdoor Units Model No.			AOHG72LRLA			AOHG90LRLA		
Capacity	Cooling	kW	19.0			22.0		
	Heating		22.4			27.0		
Power Source			3 phase, ~400V, 50Hz					
Sound Pressure Level (High)	Cooling/Heating	dB(A)	55/55			55/57		
Airflow Rate	Cooling / Heating	m^3/h	8,400/8,400			8,400/9,000		
Net Dimension H × W × D		mm	1,428 × 1,080 × 480			1,428 × 1,080 × 480		
Weight		kg(lbs)	163 (359)			172 (379)		
Connection Pipe Diameter (Liquid / Gas)		mm	12.7/25.4			12.7/25.4		
Max. Pipe Length (Pre-Charge)		m	100 (30)			100 (30)		
Max. Height Difference			30			30		
Operating Range	Cooling	°CDB	–15 to 46			–15 to 46		
	Heating		–20 to 24			–20 to 24		
Refrigerant	Type (Global Warming Potential)		R410A (2,088)			R410A (2,088)		
	Charge	kg(CO2eq-T)	5.6 (11.693)			7.1 (14.825)		
Separation tube			UTP-SX272A × 1 (Twin)	UTP-SX372A × 1 (Triple)	UTP-SX272A × 1 UTP-236A × 2 (Double Twin)	UTP-SX272A × 1 (Twin)	UTP-SX372A × 1 (Triple)	UTP-SX272A × 1 UTP-SX254A × 2 (Double Twin)

*: That specification is not fixed yet.

- Different type and capacity indoor units cannot be connected.
- The above table is the value for connecting with cassette type.

Dimensions

(Unit : mm)

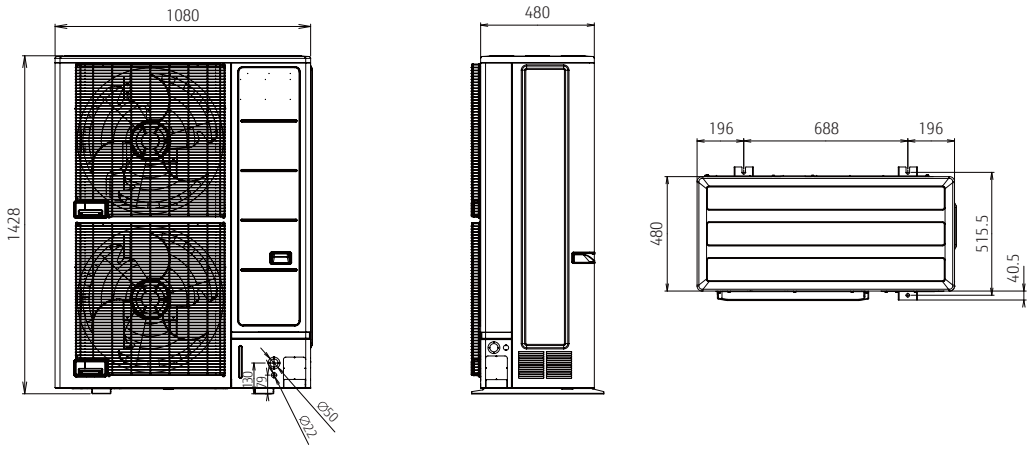

New 2-unit to 5-unit Multi-split Indoor Units Specifications

Wall mounted

Model No.	Indoor unit			ASHG07KGTB	ASHG09KGTB	ASHG12KGTB	ASHG14KGTB
kW Class			kW	2.0	2.5	3.5	4.0
Power Source				Single phase, ~230V, 50Hz			
Sound Pressure Level	Cooling	H/M/L/Q	dB(A)	38/33/29/21	40/34/29/21	40/35/30/21	43/36/30/21
	Heating			41/35/31/22	42/36/31/22	42/38/33/22	44/39/33/24
Sound Power Level	Cooling	H	dB(A)	54	55	56	57
	Heating			56	57	58	59
Airflow Rate	Cooling	H/M/L/Q	m^3/h	650/540/430/270	700/560/430/270	700/560/430/270	770/600/450/280
	Heating			720/580/460/330	750/610/470/330	770/640/520/330	800/660/520/340
Net Dimensions			mm	270 × 834 × 215	270 × 834 × 215	270 × 834 × 215	270 × 834 × 215
Weight			kg(lbs)	10 (22)	10 (22)	10 (22)	10 (22)
Connection Pipe Diameter		Liquid/Gas	mm	6.35/9.52	6.35/9.52	6.35/9.52	6.35/9.52

Wall mounted

Model No.	Indoor unit			ASHG07KETA ASHG07KETA-B	ASHG09KETA ASHG09KETA-B	ASHG12KETA ASHG12KETA-B	ASHG14KETA ASHG14KETA-B
kW Class			kW	2.0	2.5	3.5	4.0
Power Source				Single phase, ~230V, 50Hz			
Sound Pressure Level	Cooling	H/M/L/Q	dB(A)	38/33/29/21	40/34/29/21	40/35/30/21	43/36/30/21
	Heating			41/35/31/22	42/36/31/22	42/38/33/22	44/39/33/24
Sound Power Level	Cooling	H	dB(A)	54	55	55	57
	Heating			56	57	58	59
Airflow Rate	Cooling	H/M/L/Q	m^3/h	650/540/430/270	700/560/430/270	700/560/430/270	770/600/450/280
	Heating			720/580/460/330	750/610/470/330	770/640/520/330	800/660/520/340
Net Dimensions			mm	295 × 950 (wall side : 840) × 230	295 × 950 (wall side : 840) × 230	295 × 950 (wall side : 840) × 230	295 × 950 (wall side : 840) × 230
Weight			kg(lbs)	11(24)	11(24)	11(24)	11.5(25)
Connection Pipe Diameter		Liquid/Gas	mm	6.35/9.52	6.35/9.52	6.35/9.52	6.35/9.52

Wall mounted

Model No.	Indoor unit			ASHG07KMCC	ASHG09KMCC	ASHG12KMCC	ASHG14KMCC
kW Class			kW	2.0	2.5	3.5	4.0
Power Source				Single phase, ~230V, 50Hz			
Sound Pressure Level	Cooling	H/M/L/Q	dB(A)	38/33/29/21	40/34/29/21	40/35/30/21	43/36/30/21
	Heating			41/35/31/22	42/36/31/22	42/38/33/22	44/39/33/24
Sound Power Level	Cooling	H	dB(A)	54	55	55	57
	Heating			56	57	58	59
Airflow Rate	Cooling	H/M/L/Q	m^3/h	650/540/430/320	700/560/430/320	700/560/430/320	770/600/450/310
	Heating			720/580/460/330	750/610/470/330	780/640/520/330	820/660/520/340
Net Dimensions			mm	270 × 834 × 215	270 × 834 × 215	270 × 834 × 215	270 × 834 × 215
Weight			kg(lbs)	10 (22)	10 (22)	10 (22)	10 (22)
Connection Pipe Diameter		Liquid/Gas	mm	6.35/9.52	6.35/9.52	6.35/9.52	6.35/9.52

Wall mounted

NEW

Model No.	Indoor unit			ASHG18KMTB	ASHG22KMTB	ASHG24KMTB
kW Class			kW	5.0	6.0	7.0
Power Source				Single-phase, ~230V, 50Hz		
Sound Pressure Level	Cooling	H/M/L/Q	dB(A)	45/40/35/29	48/40/35/29	49/40/35/29
	Heating			46/40/35/29	48/40/35/29	49/40/35/29
Sound Power Level	Cooling	H	dB(A)	60	62	65
	Heating			61	62	65
Airflow Rate	Cooling	H/M/L/Q	m^3/h	980/810/640/510	1,060/810/640/510	1,170/850/640/510
	Heating			1,020/850/640/510	1,060/850/640/510	1,170/850/640/510
Net Dimensions			mm	280 × 980 × 240	280 × 980 × 240	280 × 980 × 240
Weight			kg(lbs)	12.5(27)	12.5(27)	12.5(27)
Connection Pipe Diameter		Liquid/Gas	mm	6.35/12.70	6.35/12.70	6.35/12.70

Floor

NEW

Model No.	Indoor unit			AGHG09KVCA	AGHG12KVCA	AGHG14KVCA
kW Class			kW	2.5	3.5	4.0
Power Source				Single-phase, ~230V, 50Hz		
Sound Pressure Level	Cooling	H/M/L/Q	dB(A)	39/34/28/22	42/36/30/22	44/38/31/22
	Heating			39/35/30/22	42/38/32/22	44/39/33/22
Sound Power Level	Cooling	H	dB(A)	52	55	56
	Heating			52	55	56
Airflow Rate	Cooling	H/M/L/Q	m^3/h	530/440/360/270	600/490/380/270	650/520/400/270
	Heating			530/460/380/270	600/510/410/270	650/540/430/270
Net Dimensions			mm	600 × 740 × 200	600 × 740 × 200	600 × 740 × 200
Weight			kg(lbs)	14(31)	14(31)	14(31)
Connection Pipe Diameter		Liquid/Gas	mm	6.35/9.52	6.35/9.52	6.35/9.52

Ceiling

NEW

Model No.	Indoor unit			ABHG18KRTA	ABHG22KRTA
kW Class			kW	5.0	6.0
Power Source				Single-phase, ~230V, 50Hz	
Sound Pressure Level	Cooling	H/M/L/Q	dB(A)	38/36/33/31	42/37/34/31
	Heating			38/36/33/31	42/37/34/31
Sound Power Level	Cooling	H	dB(A)	53	57
	Heating			53	57
Airflow Rate	Cooling	H/M/L/Q	m^3/h	840/790/710/650	900/790/710/650
	Heating			840/790/710/650	900/790/710/650
Net Dimensions			mm	235 × 1,080 × 705	235 × 1,080 × 705
Weight			kg(lbs)	24(52)	24(52)
Connection Pipe Diameter	Liquid/Gas		mm	6.35/12.70	6.35/12.70

Compact cassette Grid type

Model No.	Indoor unit			AUXG07KVLA	AUXG09KVLA	AUXG12KVLA	AUXG14KVLA	AUXG18KVLA	AUXG22KVLA
kW Class			kW	2.0	2.5	3.5	4.0	5.0	6.0
Power Source				Single phase, ~230V, 50Hz					
Sound Pressure Level	Cooling	H/M/L/Q	dB(A)	33/31/29/27	33/31/29/27	37/34/31/28	38/35/32/29	38/35/32/29	44/42/36/30
	Heating			34/32/29/27	34/32/29/27	37/34/31/29	43/38/34/30	43/38/34/30	45/43/40/33
Sound Power Level	Cooling	H	dB(A)	46	46	49	50	50	56
	Heating			47	47	49	55	55	57
Airflow Rate	Cooling	H/M/L/Q	m^3/h	540/490/440/390	540/490/440/390	610/530/470/410	680/580/490/410	680/580/490/410	830/740/600/450
	Heating			540/490/440/390	540/490/440/390	610/530/470/410	790/680/580/450	790/680/580/450	860/760/700/530
Net Dimensions			mm	245 × 570 × 570	245 × 570 × 570	245 × 570 × 570	245 × 570 × 570	245 × 570 × 570	245 × 570 × 570
Weight			kg(lbs)	15 (33)	15 (33)	15 (33)	15 (33)	15(33)	16(35)
Panel				UTG-UFGF-W	UTG-UFGF-W	UTG-UFGF-W	UTG-UFGF-W	UTG-UFGF-W	UTG-UFGF-W
Connection Pipe Diameter	Liquid/Gas		mm	6.35/9.52	6.35/9.52	6.35/9.52	6.35/9.52	6.35/12.70	6.35/12.70

Mini duct

Model No.	Indoor unit			ARXG07KSLAP	ARXG09KSLAP	ARXG12KSLAP	ARXG14KSLAP	ARXG18KSLAP
kW Class			kW	2.0	2.5	3.5	4.0	5.0
Power Source				Single phase, ~230V, 50Hz				
Sound Pressure Level	Cooling	H/M/L/Q	dB(A)	29/26/24/23	29/26/24/23	31/27/25/23	35/30/27/23	33/29/26/23
	Heating			29/26/24/23	29/26/24/23	31/27/25/23	35/30/27/23	33/29/26/23
Sound Power Level	Cooling	H	dB(A)	52	54	55	60	58
	Heating			53	56	57	62	59
Airflow Rate	Cooling	H/M/L/Q	m^3/h	550/440/390/360	600/450/400/360	650/490/430/360	800/640/530/360	940/750/540/480
	Heating			550/440/390/360	600/450/400/360	650/490/430/360	800/640/530/360	940/750/540/480
Net Dimensions			mm	198 × 700 × 450	198 × 700 × 450	198 × 700 × 450	198 × 700 × 450	198 × 900 × 450
Weight			kg(lbs)	15.5 (34)	15.5 (34)	15.5 (34)	15.5 (34)	18.5(40)
Connection Pipe Diameter	Liquid/Gas		mm	6.35/9.52	6.35/9.52	6.35/9.52	6.35/9.52	6.35/12.70
External static pressure			Pa	0 to 30	0 to 30	0 to 30	0 to 50	0 to 50
Drain pump				Standard	Standard	Standard	Standard	Standard

Slim duct



Model No.	Indoor unit			ARXG07KLLAP	ARXG09KLLAP	ARXG12KLLAP	ARXG14KLLAP	ARXG18KLLAP
kW Class			kW	2.0	2.5	3.5	4.0	5.0
Power Source				Single-phase, ~230V, 50Hz				
Sound Pressure Level	Cooling	H/M/L/Q	dB(A)	28/26/25/24	28/27/26/25	29/28/27/26	32/30/28/26	32/30/29/27
	Heating			28/26/25/24	28/26/25/24	29/28/27/24	32/30/28/25	32/30/29/27
Sound Power Level	Cooling	H	dB(A)	57	57	58	60	58
	Heating			57	57	58	60	58
Airflow Rate	Cooling	H/M/L/Q	m^3/h	550/490/470/440	600/550/500/450	650/600/550/480	800/700/600/480	940/880/820/750
	Heating			550/490/470/440	600/550/500/450	650/600/550/480	800/700/600/480	940/880/820/750
Net Dimensions			mm	198 × 700 × 620	198 × 700 × 620	198 × 700 × 620	198 × 700 × 620	198 × 900 × 620
Weight			kg(lbs)	16 (35)	17 (37)	17 (37)	17 (37)	20(44)
Connection Pipe Diameter	Liquid/Gas		mm	6.35/9.52	6.35/9.52	6.35/9.52	6.35/9.52	6.35/12.70
External static pressure			Pa	0 to 90	0 to 90	0 to 90	0 to 90	0 to 90
Drain pump				Standard	Standard	Standard	Standard	Standard

Medium Static Pressure Duct

NEW

Model No.	Indoor unit			ARXG22KMLB
kW Class			kW	6.0
Power Source				Single-phase, ~230V, 50Hz
Sound Pressure Level	Cooling	H/M/L/Q	dB(A)	31/29/27/25
	Heating			31/29/27/25
Sound Power Level	Cooling	H	dB(A)	60
	Heating			62
Airflow Rate	Cooling	H/M/L/Q	m^3/h	1,100/910/750/580
	Heating			1,100/910/750/580
Net Dimensions			mm	270 × 1,135 × 700
Weight			kg(lbs)	35(77)
Connection Pipe Diameter	Liquid/Gas		mm	6.35/12.70
External static pressure			Pa	30 to 150
Drain pump				Standard

6-unit to 8-unit Multi-split Indoor Units Specifications

Compact wall mounted

Model No.	Indoor unit			ASHG07LUCA	ASHG09LUCA	ASHG12LUCA	ASHG14LUCA
kW Class			kW	2.0	2.5	3.5	4.0
Power Source				Single phase, ~230V, 50Hz			
Sound Pressure Level	Cooling	H/M/L/Q	dB(A)	35/30/28/21	36/32/28/21	37/34/31/21	41/36/33/25
	Heating			35/30/28/21	36/32/28/21	37/34/31/21	41/36/34/27
Sound Power Level	Cooling	H	dB(A)	53	54	55	59
	Heating			53	54	55	59
Airflow Rate	Cooling	H/M/L/Q	m^3/h	570/520/470/330	600/550/470/330	660/600/530/330	710/640/570/390
	Heating			570/520/470/330	600/550/470/330	660/600/530/330	710/640/590/430
Net Dimensions			mm	282 × 870 × 185	282 × 870 × 185	282 × 870 × 185	282 × 870 × 185
Weight			kg(lbs)	9.5 (21)	9.5 (21)	9.5 (21)	9.5 (21)
Connection Pipe Diameter		Liquid/Gas	mm	6.35/9.52	6.35/9.52	6.35/9.52	6.35/12.70

Wall mounted

Model No.	Indoor unit			ASHG18LFCA	ASHG24LFCC
kW Class			kW	5.0	7.0
Power Source				Single phase, ~230V, 50Hz	
Sound Pressure Level	Cooling	H/M/L/Q	dB(A)	43/37/33/26	49/42/37/33
	Heating			42/37/33/25	48/42/37/33
Sound Power Level	Cooling	H	dB(A)	58	64
	Heating			58	64
Airflow Rate	Cooling	H/M/L/Q	m^3/h	900/740/620/550	1,120/900/740/620
	Heating			900/740/620/550	1,100/900/740/620
Net Dimensions			mm	320 × 998 × 238	320 × 998 × 238
Weight			kg(lbs)	14 (31)	14 (31)
Connection Pipe Diameter		Liquid/Gas	mm	6.35/12.70	6.35/15.88

Compact wall mounted

Model No.	Indoor unit			ASHG07LMCA	ASHG09LMCA	ASHG12LMCA	ASHG14LMCA
kW Class			kW	2.0	2.5	3.5	4.0
Power Source				Single-phase, ~230V, 50Hz			
Sound Pressure Level	Cooling	H/M/L/Q	dB(A)	36/32/29/21	37/33/29/21	40/36/30/21	42/38/33/25
	Heating			36/32/29/22	37/33/29/22	40/36/31/22	42/38/35/27
Sound Power Level	Cooling	H	dB(A)	51	52	54	56
	Heating			51	52	55	57
Airflow Rate	Cooling	H/M/L/Q	m^3/h	560/500/430/310	600/520/430/310	660/560/450/310	730/600/530/360
	Heating			560/500/430/330	600/520/430/330	660/560/470/330	730/615/560/375
Net Dimensions			mm	268 × 840 × 203	268 × 840 × 203	268 × 840 × 203	268 × 840 × 203
Weight			kg(lbs)	8.5 (19)	8.5 (19)	8.5 (19)	8.5 (19)
Connection Pipe Diameter		Liquid/Gas	mm	6.35/9.52	6.35/9.52	6.35/9.52	6.35/12.7

Floor

Model No.	Indoor unit			AGHG09LVCA	AGHG12LVCA	AGHG14LVCA
kW Class			kW	2.5	3.5	4.0
Power Source				Single phase, ~230V, 50Hz		
Sound Pressure Level	Cooling	H/M/L/Q	dB(A)	39/34/28/22	42/36/30/22	44/38/31/22
	Heating			39/35/30/22	42/38/32/22	44/39/33/22
Sound Power Level	Cooling	H	dB(A)	52	55	56
	Heating			52	55	56
Airflow Rate	Cooling	H/M/L/Q	m^3/h	530/440/360/270	600/490/380/270	650/520/400/270
	Heating			530/460/380/270	600/510/410/270	650/540/430/270
Net Dimensions			mm	600 × 740 × 200	600 × 740 × 200	600 × 740 × 200
Weight			kg(lbs)	14 (31)	14 (31)	14 (31)
Connection Pipe Diameter		Liquid/Gas	mm	6.35/9.52	6.35/9.52	6.35/12.70

Floor ceiling

Model No.	Indoor unit			ABHG14LVTA	ABHG18LVTB
kW Class			kW	4.0	5.0
Power Source				Single phase, ~230V, 50Hz	
Sound Pressure Level	Cooling	H/M/L/Q	dB(A)	36/34/33/29 (Under ceiling) 39/37/36/32 (Floor console)	41/38/34/32 (Under ceiling) 44/41/37/35 (Floor console)
	Heating			36/34/33/29 (Under ceiling) 39/37/36/32 (Floor console)	41/38/34/32 (Under ceiling) 44/41/37/35 (Floor console)
Sound Power Level	Cooling	H	dB(A)	51	55
	Heating			51	55
Airflow Rate	Cooling	H/M/L/Q	m^3/h	640/590/540/480	780/700/560/500
	Heating			640/590/540/480	780/700/560/500
Net Dimensions			mm	199 × 990 × 655	199 × 990 × 655
Weight			kg(lbs)	27 (60)	27 (60)
Connection Pipe Diameter		Liquid/Gas	mm	6.35/12.70	6.35/12.70

Compact cassette

Model No.	Indoor unit			AUHG07LVLA	AUHG09LVLA	AUHG12LVLB	AUHG14LVLB	AUHG18LVLB
kW Class			kW	2.0	2.5	3.5	4.0	5.0
Power Source				Single phase, ~230V, 50Hz				
Sound Pressure Level	Cooling	H/M/L/Q	dB(A)	33/31/29/27	33/31/29/27	37/33/31/28	40/35/32/29	42/37/33/29
	Heating			34/32/29/27	34/32/29/27	37/33/31/28	40/37/34/29	44/40/37/30
Sound Power Level	Cooling	H	dB(A)	46	46	49	52	54
	Heating			47	47	49	52	56
Airflow Rate	Cooling	H/M/L/Q	m^3/h	540/490/440/390	540/490/440/390	610/530/470/410	680/580/490/410	750/610/520/410
	Heating			540/490/440/390	540/490/440/390	610/530/470/410	700/620/550/430	800/710/600/450
Net Dimensions			mm	245 × 570 × 570	245 × 570 × 570	245 × 570 × 570	245 × 570 × 570	245 × 570 × 570
Weight			kg(lbs)	15(33)	15 (33)	15 (33)	15 (33)	15 (33)
Panel				UTG-UFGD-W				
Connection Pipe Diameter		Liquid/Gas	mm	6.35/9.52	6.35/9.52	6.35/9.52	6.35/12.70	6.35/12.70

Mini duct



Model No.	Indoor unit			ARHG07LSLAP	ARHG09LSLAP	ARHG12LSLAP	ARHG14LSLAP	ARHG18LSLAP
kW Class			kW	2.0	2.5	3.5	4.0	5.0
Power Source				Single phase, ~230V, 50Hz				
Sound Pressure Level	Cooling	H/M/L/Q	dB(A)	29/26/24/23	29/26/24/23	31/27/25/23	35/30/27/23	33/29/26/23
	Heating			29/26/24/23	29/26/24/23	31/27/25/23	35/30/27/23	33/29/26/23
Sound Power Level	Cooling	H	dB(A)	52	54	55	60	58
	Heating			53	56	57	62	59
Airflow Rate	Cooling	H/M/L/Q	m^3/h	550/440/390/360	600/450/400/360	650/490/430/360	800/640/530/360	940/750/540/480
	Heating			550/440/390/360	600/450/400/360	650/490/430/360	800/640/530/360	940/750/540/480
Net Dimensions			mm	198 × 700 × 450	198 × 700 × 450	198 × 700 × 450	198 × 700 × 450	198 × 900 × 450
Weight			kg(lbs)	15.5 (33)				18.5 (41)
Connection Pipe Diameter		Liquid/Gas	mm	6.35/9.52			6.35/12.70	
External static pressure			Pa	0 to 30			0 to 50	
Drain pump				Standard				

Slim duct



Model No.	Indoor unit			ARHG07LLTA	ARHG09LLTA	ARHG12LLTB	ARHG14LLTB	ARHG18LLTB
kW Class			kW	2.0	2.5	3.5	4.0	5.0
Power Source				Single phase, ~230V, 50Hz				
Sound Pressure Level	Cooling	H/M/L/Q	dB(A)	28/26/25/24	28/27/26/25	29/28/27/26	32/30/28/26	32/31/30/29
	Heating			28/26/25/24	28/26/25/24	29/28/27/24	33/30/28/25	33/32/31/29
Sound Power Level	Cooling	H	dB(A)	57	57	58	60	58
	Heating			57	57	58	61	59
Airflow Rate	Cooling	H/M/L/Q	m^3/h	550/490/470/440	600/550/500/450	650/600/550/480	800/700/600/480	940/880/820/750
	Heating			550/490/470/440	600/550/500/450	650/600/550/480	800/700/600/480	940/880/820/750
Net Dimensions			mm	198 × 700 × 620	198 × 700 × 620	198 × 700 × 620	198 × 700 × 620	198 × 900 × 620
Weight			kg(lbs)	17 (37)	19 (42)	19 (42)	19 (42)	23 (51)
Connection Pipe Diameter		Liquid/Gas	mm	6.35/9.52	6.35/9.52	6.35/9.52	6.35/12.7	6.35/12.70
External static pressure			Pa	0 to 90				
Drain pump				Standard				

2-unit Multi-split Combination Table–Cooling/Heating

2-unit Multi-split cooling

AOHG14KBTA2	Combination of Indoor Unit		Cooling Operation							
			Cooling Capacity			Input Power (Min. - Max.)	EER	Seasonal Data		
			Unit 1	Unit 2	Total Capacity (Min. - Max.)			Pdesign	SEER	Energy efficiency class
			kW	kW	kW	kW		kW		
2-unit connection	7	7	2.00	2.00	4.00(1.4-4.6)	0.97(0.25 - 1.20)	4.12	4.0	8.7	A+++
	7	9	1.75	2.25	4.00(1.4-4.6)	0.97(0.25 - 1.20)	4.12	4.0	8.7	A+++
	7	12	1.47	2.53	4.00(1.4-4.6)	0.97(0.25 - 1.20)	4.12	4.0	8.7	A+++
	9	9	2.00	2.00	4.00(1.4-4.6)	0.97(0.25 - 1.20)	4.12	4.0	8.7	A+++
	9	12	1.71	2.29	4.00(1.4-4.6)	0.97(0.25 - 1.20)	4.12	4.0	8.7	A+++

Note: •7:7000Btu/h / 9:9000Btu/h / 12:12000Btu/h models
•The above is the value for connecting with Wall Mounted [KG] type.
•2 or more indoor units should be connected.
•Cooling capacity is based on 27°CDB/19°CWB (indoor temperature), 35°CDB (outdoor temperature).
•Pipe Length: 5 m, Height difference: 0 m (Outdoor unit to Indoor unit)
•The Total ability of connected indoor unit is up to 21000Btu from 14000Btu.

AOHG18KBTA2	Combination of Indoor Unit		Cooling Operation							
			Cooling Capacity			Input Power (Min. - Max.)	EER	Seasonal Data		
			Unit 1	Unit 2	Total Capacity (Min. - Max.)			Pdesign	SEER	Energy efficiency class
			kW	kW	kW	kW		kW		
2-unit connection	7	7	2.00	2.00	4.00(1.7-5.0)	0.92(0.25 - 1.23)	4.35	4.0	8.8	A+++
	7	9	2.00	2.50	4.50(1.7-5.7)	1.07(0.25- 1.45)	4.22	4.5	8.7	A+++
	7	12	1.84	3.16	5.00(1.7-5.8)	1.24(0.25 - 1.55)	4.03	5.0	8.6	A+++
	7	14	1.67	3.33	5.00(1.7-5.8)	1.24(0.25 - 1.55)	4.03	5.0	8.6	A+++
	9	9	2.50	2.50	5.00(1.7-5.8)	1.24(0.25 - 1.55)	4.03	5.0	8.6	A+++
	9	12	2.14	2.86	5.00(1.7-5.8)	1.24(0.25 - 1.55)	4.03	5.0	8.6	A+++
	9	14	1.96	3.04	5.00(1.7-5.8)	1.24(0.25 - 1.55)	4.03	5.0	8.6	A+++
	12	12	2.50	2.50	5.00(1.7-5.8)	1.24(0.25 - 1.55)	4.03	5.0	8.6	A+++
	12	14	2.31	2.69	5.00(1.7-5.8)	1.24(0.25 - 1.55)	4.03	5.0	8.6	A+++

Note: •7:7000Btu/h / 9:9000Btu/h / 12:12000Btu/h / 14:14000Btu/h models
•The above is the value for connecting with Wall Mounted [KG] type.
•2 or more indoor units should be connected.
•Cooling capacity is based on 27°CDB/19°CWB (indoor temperature), 35°CDB (outdoor temperature).
•Pipe Length: 5 m, Height difference: 0 m (Outdoor unit to Indoor unit)
•The Total ability of connected indoor unit is up to 26000Btu from 14000Btu.

2-unit Multi-split heating

AOHG14KBTA2	Combination of Indoor Unit		Heating Operation							
			Heating Capacity			Input Power (Min. - Max.)	COP	Seasonal Data		
			Unit 1	Unit 2	Total Capacity (Min. - Max.)			Pdesign	SCOP	Energy efficiency class
			kW	kW	kW	kW		kW		
2-unit connection	7	7	2.20	2.20	4.40(1.1-5.5)	0.95(0.25 - 1.65)	4.63	3.5	4.7	A++
	7	9	1.92	2.48	4.40(1.1-5.5)	0.95(0.25 - 1.65)	4.63	3.5	4.7	A++
	7	12	1.62	2.78	4.40(1.1-5.5)	0.95(0.25 - 1.65)	4.63	3.5	4.7	A++
	9	9	2.20	2.20	4.40(1.1-5.5)	0.95(0.25 - 1.65)	4.63	3.5	4.7	A++
	9	12	1.89	2.51	4.40(1.1-5.5)	0.95(0.25 - 1.65)	4.63	3.5	4.7	A++

Note: •7:7000Btu/h / 9:9000Btu/h / 12:12000Btu/h models
•The above is the value for connecting with Wall Mounted [KG] type.
•2 or more indoor units should be connected.
•Heating capacity is based on 20°CDB (indoor temperature), 7°CDB/6°CWB (outdoor temperature).
•Pipe Length: 5 m, Height difference: 0 m (Outdoor unit to Indoor unit)
•The Total ability of connected indoor unit is up to 21000Btu from 14000Btu.

AOHG18KBTA2	Combination of Indoor Unit		Heating Operation							
			Heating Capacity			Input Power (Min. - Max.)	COP	Seasonal Data		
			Unit 1	Unit 2	Total Capacity (Min. - Max.)			Pdesign	SCOP	Energy efficiency class
			kW	kW	kW	kW		kW		
2-unit connection	7	7	2.40	2.40	4.80(1.7-5.6)	0.99(0.25 - 1.35)	4.85	3.8	4.7	A++
	7	9	2.40	3.00	5.40(1.7-6.4)	1.15(0.25 - 1.60)	4.70	4.0	4.7	A++
	7	12	2.06	3.54	5.60(1.7-7.0)	1.22(0.25 - 1.80)	4.59	4.2	4.7	A++
	7	14	1.87	3.73	5.60(1.7-7.0)	1.22(0.25 - 1.80)	4.59	4.2	4.7	A++
	9	9	2.80	2.80	5.60(1.7-7.0)	1.22(0.25 - 1.80)	4.59	4.2	4.7	A++
	9	12	2.40	3.20	5.60(1.7-7.0)	1.22(0.25 - 1.80)	4.59	4.2	4.7	A++
	9	14	2.19	3.41	5.60(1.7-7.0)	1.22(0.25 - 1.80)	4.59	4.2	4.7	A++
	12	12	2.80	2.80	5.60(1.7-7.0)	1.22(0.25 - 1.80)	4.59	4.2	4.7	A++
	12	14	2.58	3.02	5.60(1.7-7.0)	1.22(0.25 - 1.80)	4.59	4.2	4.7	A++

Note: •7:7000Btu/h / 9:9000Btu/h / 12:12000Btu/h / 14:14000Btu/h models
•The above is the value for connecting with Wall Mounted [KG] type.
•2 or more indoor units should be connected.
•Heating capacity is based on 20°CDB (indoor temperature), 7°CDB/6°CWB (outdoor temperature).
•Pipe Length: 5 m, Height difference: 0 m (Outdoor unit to Indoor unit)
•The Total ability of connected indoor unit is up to 26000Btu from 14000Btu.

3-unit Multi-split Combination Table–Cooling/Heating

3-unit Multi-split cooling

AOHG18KBTA3	Combination of Indoor Unit			Cooling Operation								
				Cooling Capacity				Input Power (Min. - Max.)	EER	Seasonal Data		
				Unit 1	Unit 2	Unit 3	Total Capacity (Min. - Max.)			Pdesign	SEER	Energy efficiency
				kW	kW	kW	kW	kW		kW		
2-unit connection	7	7	-	2.00	2.00	-	4.00(1.8-5.0)	0.86(0.35-1.35)	4.65	4.0	8.3	A++
	7	9	-	2.00	2.50	-	4.50(1.8-5.7)	1.03(0.35-1.54)	4.36	4.5	8.2	A++
	7	12	-	1.99	3.41	-	5.40(1.8-6.8)	1.41(0.35-1.85)	3.83	5.4	8.0	A++
	7	14	-	1.80	3.60	-	5.40(1.8-7.0)	1.41(0.35-1.90)	3.83	5.4	8.0	A++
	9	9	-	2.50	2.50	-	5.00(1.8-6.4)	1.23(0.35-1.74)	4.06	5.0	8.1	A++
	9	12	-	2.31	3.09	-	5.40(1.8-7.0)	1.41(0.35-1.90)	3.83	5.4	8.0	A++
	9	14	-	2.11	3.29	-	5.40(1.8-7.0)	1.41(0.35-1.90)	3.83	5.4	8.0	A++
	12	12	-	2.70	2.70	-	5.40(1.8-7.0)	1.41(0.35-1.90)	3.83	5.4	8.0	A++
	12	14	-	2.49	2.91	-	5.40(1.8-7.0)	1.41(0.35-1.90)	3.83	5.4	8.0	A++
	14	14	-	2.70	2.70	-	5.40(1.8-7.0)	1.41(0.35-1.90)	3.83	5.4	8.0	A++
3-unit connection	7	7	7	1.80	1.80	1.80	5.40(1.8-7.0)	1.13(0.35-1.90)	4.78	5.4	8.6	A+++
	7	7	9	1.64	1.64	2.12	5.40(1.8-7.0)	1.13(0.35-1.90)	4.78	5.4	8.6	A+++
	7	7	12	1.45	1.45	2.50	5.40(1.8-7.0)	1.13(0.35-1.90)	4.78	5.4	8.6	A+++
	7	7	14	1.35	1.35	2.70	5.40(1.8-7.0)	1.13(0.35-1.90)	4.78	5.4	8.6	A+++
	7	9	9	1.52	1.94	1.94	5.40(1.8-7.0)	1.13(0.35-1.90)	4.78	5.4	8.6	A+++
	7	9	12	1.35	1.74	2.31	5.40(1.8-7.0)	1.13(0.35-1.90)	4.78	5.4	8.6	A+++
	7	9	14	1.26	1.62	2.52	5.40(1.8-7.0)	1.13(0.35-1.90)	4.78	5.4	8.6	A+++
	9	9	9	1.80	1.80	1.80	5.40(1.8-7.0)	1.13(0.35-1.90)	4.78	5.4	8.6	A+++
	9	9	12	1.62	1.62	2.16	5.40(1.8-7.0)	1.13(0.35-1.90)	4.78	5.4	8.6	A+++

AOHG24KBTA3	Combination of Indoor Unit			Cooling Operation								
				Cooling Capacity				Input Power (Min. - Max.)	EER	Seasonal Data		
				Unit 1	Unit 2	Unit 3	Total Capacity (Min. - Max.)			Pdesign	SEER	Energy efficiency
				kW	kW	kW	kW	kW		kW		
2-unit connection	7	7	-	2.00	2.00	-	4.00(1.8-5.0)	0.86(0.35-1.35)	4.65	4.0	8.3	A++
	7	9	-	2.00	2.50	-	4.50(1.8-5.7)	1.03(0.35-1.54)	4.36	4.5	8.2	A++
	7	12	-	2.00	3.50	-	5.50(1.8-6.8)	1.46(0.35-1.85)	3.77	5.5	8.0	A++
	7	14	-	2.00	4.00	-	6.00(1.8-7.5)	1.73(0.35-2.20)	3.48	6.0	7.6	A++
	7	18	-	1.90	4.90	-	6.80(1.8-8.5)	2.26(0.35-2.65)	3.01	6.8	6.9	A++
	9	9	-	2.50	2.50	-	5.00(1.8-6.4)	1.23(0.35-1.74)	4.06	5.0	8.1	A++
	9	12	-	2.50	3.50	-	6.00(1.8-7.5)	1.73(0.35-2.20)	3.48	6.0	7.6	A++
	9	14	-	2.50	4.00	-	6.50(1.8-8.2)	2.04(0.35-2.46)	3.19	6.5	7.2	A++
	9	18	-	2.27	4.53	-	6.80(1.8-8.5)	2.26(0.35-2.65)	3.01	6.8	6.9	A++
	12	12	-	3.40	3.40	-	6.80(1.8-8.5)	2.26(0.35-2.65)	3.01	6.8	6.9	A++
	12	14	-	3.14	3.66	-	6.80(1.8-8.5)	2.26(0.35-2.65)	3.01	6.8	6.9	A++
	12	18	-	2.72	4.08	-	6.80(1.8-8.5)	2.26(0.35-2.65)	3.01	6.8	6.9	A++
	14	14	-	3.40	3.40	-	6.80(1.8-8.5)	2.26(0.35-2.65)	3.01	6.8	6.9	A++
	14	18	-	2.98	3.82	-	6.80(1.8-8.5)	2.26(0.35-2.65)	3.01	6.8	6.9	A++
3-unit connection	7	7	7	2.00	2.00	2.00	6.00(1.8-7.5)	1.37(0.35-2.20)	4.37	6.0	8.6	A+++
	7	7	9	2.00	2.00	2.50	6.50(1.8-8.2)	1.59(0.35-2.46)	4.08	6.5	8.5	A+++
	7	7	12	1.83	1.83	3.14	6.80(1.8-8.5)	1.74(0.35-2.65)	3.90	6.8	8.5	A+++
	7	7	14	1.70	1.70	3.40	6.80(1.8-8.5)	1.74(0.35-2.65)	3.90	6.8	8.5	A+++
	7	7	18	1.49	1.49	3.82	6.80(1.8-8.5)	1.74(0.35-2.65)	3.90	6.8	8.5	A+++
	7	9	9	1.90	2.45	2.45	6.80(1.8-8.5)	1.74(0.35-2.65)	3.90	6.8	8.5	A+++
	7	9	12	1.70	2.19	2.91	6.80(1.8-8.5)	1.74(0.35-2.65)	3.90	6.8	8.5	A+++
	7	9	14	1.59	2.04	3.17	6.80(1.8-8.5)	1.74(0.35-2.65)	3.90	6.8	8.5	A+++
	7	9	18	1.40	1.80	3.60	6.80(1.8-8.5)	1.74(0.35-2.65)	3.90	6.8	8.5	A+++
	7	12	12	1.54	2.63	2.63	6.80(1.8-8.5)	1.74(0.35-2.65)	3.90	6.8	8.5	A+++
	7	12	14	1.44	2.47	2.89	6.80(1.8-8.5)	1.74(0.35-2.65)	3.90	6.8	8.5	A+++
	7	14	14	1.36	2.72	2.72	6.80(1.8-8.5)	1.74(0.35-2.65)	3.90	6.8	8.5	A+++
	9	9	9	2.27	2.27	2.27	6.80(1.8-8.5)	1.74(0.35-2.65)	3.90	6.8	8.5	A+++
	9	9	12	2.04	2.04	2.72	6.80(1.8-8.5)	1.74(0.35-2.65)	3.90	6.8	8.5	A+++
	9	9	14	1.91	1.91	2.98	6.80(1.8-8.5)	1.74(0.35-2.65)	3.90	6.8	8.5	A+++
	9	9	18	1.70	1.70	3.40	6.80(1.8-8.5)	1.74(0.35-2.65)	3.90	6.8	8.5	A+++
	9	12	12	1.86	2.47	2.47	6.80(1.8-8.5)	1.74(0.35-2.65)	3.90	6.8	8.5	A+++
	9	12	14	1.75	2.33	2.72	6.80(1.8-8.5)	1.74(0.35-2.65)	3.90	6.8	8.5	A+++
	12	12	12	2.27	2.27	2.27	6.80(1.8-8.5)	1.74(0.35-2.65)	3.90	6.8	8.5	A+++

Note:
- •7:7000Btu/h / 9:9000Btu/h / 12:12000Btu/h / 14:14000Btu/h / 18:18000Btu/h models
- •The above is the value for connecting with Wall Mounted type.
- •2 or more indoor units should be connected.
- •Cooling capacity is based on 27°CDB/19°CWB (indoor temperature), 35°CDB (outdoor temperature).
- •Pipe Length: 5 m, Height difference: 0 m (Outdoor unit to Indoor unit)
- •The total ability of connectable indoor units is up to 36000Btu from 14000Btu.

3-unit Multi-split heating

AOHG18KBTA3	Combination of Indoor Unit			Heating Operation								
				Heating Capacity				Input Power (Min. - Max.)	COP	Seasonal Data		
				Unit 1	Unit 2	Unit 3	Total Capacity (Min. - Max.)			Pdesign	SCOP	Energy efficiency
				kW	kW	kW	kW	kW		kW		
2-unit connection	7	7	-	2.40	2.40	-	4.80(2.0-5.6)	1.00(0.25-1.30)	4.80	4.0	4.2	A+
	7	9	-	2.40	3.00	-	5.40(2.0-6.4)	1.21(0.25-1.48)	4.45	4.0	4.2	A+
	7	12	-	2.40	4.20	-	6.60(2.0-7.6)	1.66(0.25-1.76)	3.98	5.0	4.0	A+
	7	14	-	2.27	4.53	-	6.80(2.0-8.0)	1.77(0.25-1.85)	3.84	5.0	4.0	A+
	9	9	-	3.00	3.00	-	6.00(2.0-7.2)	1.44(0.25-1.67)	4.17	4.5	4.1	A+
	9	12	-	2.91	3.89	-	6.80(2.0-8.0)	1.77(0.25-1.85)	3.84	5.0	4.0	A+
	9	14	-	2.66	4.14	-	6.80(2.0-8.0)	1.77(0.25-1.85)	3.84	5.0	4.0	A+
	12	12	-	3.40	3.40	-	6.80(2.0-8.0)	1.77(0.25-1.85)	3.84	5.0	4.0	A+
	12	14	-	3.14	3.66	-	6.80(2.0-8.0)	1.77(0.25-1.85)	3.84	5.0	4.0	A+
	14	14	-	3.40	3.40	-	6.80(2.0-8.0)	1.77(0.25-1.85)	3.84	5.0	4.0	A+
3-unit connection	7	7	7	2.27	2.27	2.27	6.80(2.0-8.0)	1.39(0.25-1.85)	4.89	5.0	4.7	A++
	7	7	9	2.07	2.07	2.66	6.80(2.0-8.0)	1.39(0.25-1.85)	4.89	5.0	4.7	A++
	7	7	12	1.83	1.83	3.14	6.80(2.0-8.0)	1.39(0.25-1.85)	4.89	5.0	4.7	A++
	7	7	14	1.70	1.70	3.40	6.80(2.0-8.0)	1.39(0.25-1.85)	4.89	5.0	4.7	A++
	7	9	9	1.90	2.45	2.45	6.80(2.0-8.0)	1.39(0.25-1.85)	4.89	5.0	4.7	A++
	7	9	12	1.70	2.19	2.91	6.80(2.0-8.0)	1.39(0.25-1.85)	4.89	5.0	4.7	A++
	7	9	14	1.59	2.04	3.17	6.80(2.0-8.0)	1.39(0.25-1.85)	4.89	5.0	4.7	A++
	9	9	9	2.27	2.27	2.27	6.80(2.0-8.0)	1.39(0.25-1.85)	4.89	5.0	4.7	A++
	9	9	12	2.04	2.04	2.72	6.80(2.0-8.0)	1.39(0.25-1.85)	4.89	5.0	4.7	A++

AOHG24KBTA3	Combination of Indoor Unit			Heating Operation								
				Heating Capacity				Input Power (Min. - Max.)	COP	Seasonal Data		
				Unit 1	Unit 2	Unit 3	Total Capacity (Min. - Max.)			Pdesign	SCOP	Energy efficiency
				kW	kW	kW	kW	kW		kW		
2-unit connection	7	7	-	2.40	2.40	-	4.80(2.0-5.6)	1.00(0.25-1.30)	4.80	4.0	4.2	A+
	7	9	-	2.40	3.00	-	5.40(2.0-6.4)	1.21(0.25-1.48)	4.45	4.0	4.2	A+
	7	12	-	2.40	4.20	-	6.60(2.0-7.6)	1.66(0.25-1.76)	3.98	5.0	4.0	A+
	7	14	-	2.40	4.80	-	7.20(2.0-8.4)	1.86(0.25-2.07)	3.87	5.4	4.0	A+
	7	18	-	2.16	5.54	-	7.70(2.0-9.2)	2.01(0.25-2.35)	3.83	5.8	4.0	A+
	9	9	-	3.00	3.00	-	6.00(2.0-7.2)	1.44(0.25-1.67)	4.17	4.5	4.1	A+
	9	12	-	3.00	4.20	-	7.20(2.0-8.4)	1.86(0.25-2.07)	3.87	5.4	4.0	A+
	9	14	-	2.96	4.74	-	7.70(2.0-9.2)	2.01(0.25-2.35)	3.83	5.8	4.0	A+
	9	18	-	2.57	5.13	-	7.70(2.0-9.2)	2.01(0.25-2.35)	3.83	5.8	4.0	A+
	12	12	-	3.85	3.85	-	7.70(2.0-9.2)	2.01(0.25-2.35)	3.83	5.8	4.0	A+
	12	14	-	3.55	4.15	-	7.70(2.0-9.2)	2.01(0.25-2.35)	3.83	5.8	4.0	A+
	12	18	-	3.08	4.62	-	7.70(2.0-9.2)	2.01(0.25-2.35)	3.83	5.8	4.0	A+
	14	14	-	3.85	3.85	-	7.70(2.0-9.2)	2.01(0.25-2.35)	3.83	5.8	4.0	A+
	14	18	-	3.37	4.33	-	7.70(2.0-9.2)	2.01(0.25-2.35)	3.83	5.8	4.0	A+
3-unit connection	7	7	7	2.40	2.40	2.40	7.20(2.0-8.4)	1.61(0.25-2.07)	4.48	5.4	4.7	A++
	7	7	9	2.40	2.40	3.00	7.80(2.0-9.2)	1.76(0.25-2.35)	4.42	5.8	4.6	A++
	7	7	12	2.15	2.15	3.70	8.00(2.0-9.2)	1.82(0.25-2.35)	4.40	6.0	4.6	A++
	7	7	14	2.00	2.00	4.00	8.00(2.0-9.2)	1.82(0.25-2.35)	4.40	6.0	4.6	A++
	7	7	18	1.75	1.75	4.50	8.00(2.0-9.2)	1.82(0.25-2.35)	4.40	6.0	4.6	A++
	7	9	9	2.24	2.88	2.88	8.00(2.0-9.2)	1.82(0.25-2.35)	4.40	6.0	4.6	A++
	7	9	12	2.00	2.57	3.43	8.00(2.0-9.2)	1.82(0.25-2.35)	4.40	6.0	4.6	A++
	7	9	14	1.87	2.40	3.73	8.00(2.0-9.2)	1.82(0.25-2.35)	4.40	6.0	4.6	A++
	7	9	18	1.65	2.12	4.23	8.00(2.0-9.2)	1.82(0.25-2.35)	4.40	6.0	4.6	A++
	7	12	12	1.80	3.10	3.10	8.00(2.0-9.2)	1.82(0.25-2.35)	4.40	6.0	4.6	A++
	7	12	14	1.70	2.91	3.39	8.00(2.0-9.2)	1.82(0.25-2.35)	4.40	6.0	4.6	A++
	7	14	14	1.60	3.20	3.20	8.00(2.0-9.2)	1.82(0.25-2.35)	4.40	6.0	4.6	A++
	9	9	9	2.67	2.67	2.67	8.00(2.0-9.2)	1.82(0.25-2.35)	4.40	6.0	4.6	A++
	9	9	12	2.40	2.40	3.20	8.00(2.0-9.2)	1.82(0.25-2.35)	4.40	6.0	4.6	A++
	9	9	14	2.25	2.25	3.50	8.00(2.0-9.2)	1.82(0.25-2.35)	4.40	6.0	4.6	A++
	9	9	18	2.00	2.00	4.00	8.00(2.0-9.2)	1.82(0.25-2.35)	4.40	6.0	4.6	A++
	9	12	12	2.18	2.91	2.91	8.00(2.0-9.2)	1.82(0.25-2.35)	4.40	6.0	4.6	A++
	9	12	14	2.06	2.74	3.20	8.00(2.0-9.2)	1.82(0.25-2.35)	4.40	6.0	4.6	A++
	12	12	12	2.67	2.67	2.67	8.00(2.0-9.2)	1.82(0.25-2.35)	4.40	6.0	4.6	A++

Note:
- •7:7000Btu/h / 9:9000Btu/h / 12:12000Btu/h / 14:14000Btu/h / 18:18000Btu/h models
- •The above is the value for connecting with Wall Mounted type.
- •2 or more indoor units should be connected.
- •Heating capacity is based on 20°CDB (indoor temperature), 7°CDB/6°CWB (outdoor temperature).
- •Pipe Length: 5 m, Height difference: 0 m (Outdoor unit to Indoor unit)
- •The Total ability of connected indoor unit is up to 36000Btu from 14000Btu.

4-unit Multi-split Combination Table–Cooling/Heating

4-unit Multi-split cooling

AOHG30KBTA4	Combination of Indoor Unit				Cooling Operation									
					Cooling Capacity					Input Power (Min. - Max.)	EER	Seasonal Data		
					Unit 1	Unit 2	Unit 3	Unit 4	Total Capacity (Min. - Max.)			Pdesign	SEER	Energy efficiency
					kW	kW	kW	kW	kW	kW		kW		
2-unit connection	7	22	-	-	2.00	6.00	-	-	8.00(2.4-10.1)	2.67(0.45-3.25)	3.00	8.0	7.5	A++
	7	24	-	-	1.81	6.19	-	-	8.00(2.4-10.1)	2.67(0.45-3.25)	3.00	8.0	7.5	A++
	9	22	-	-	2.32	5.68	-	-	8.00(2.4-10.1)	2.67(0.45-3.25)	3.00	8.0	7.5	A++
	9	24	-	-	2.18	5.82	-	-	8.00(2.4-10.1)	2.67(0.45-3.25)	3.00	8.0	7.5	A++
	12	18	-	-	3.20	4.80	-	-	8.00(2.4-10.1)	2.67(0.45-3.25)	3.00	8.0	7.5	A++
	12	22	-	-	2.82	5.18	-	-	8.00(2.4-10.1)	2.67(0.45-3.25)	3.00	8.0	7.5	A++
	12	24	-	-	2.67	5.33	-	-	8.00(2.4-10.1)	2.67(0.45-3.25)	3.00	8.0	7.5	A++
	14	18	-	-	3.50	4.50	-	-	8.00(2.4-10.1)	2.67(0.45-3.25)	3.00	8.0	7.5	A++
	14	22	-	-	3.11	4.89	-	-	8.00(2.4-10.1)	2.67(0.45-3.25)	3.00	8.0	7.5	A++
	14	24	-	-	2.95	5.05	-	-	8.00(2.4-10.1)	2.67(0.45-3.25)	3.00	8.0	7.5	A++
	18	18	-	-	4.00	4.00	-	-	8.00(2.4-10.1)	2.67(0.45-3.25)	3.00	8.0	7.5	A++
	18	22	-	-	3.60	4.40	-	-	8.00(2.4-10.1)	2.67(0.45-3.25)	3.00	8.0	7.5	A++
	18	24	-	-	3.43	4.57	-	-	8.00(2.4-10.1)	2.67(0.45-3.25)	3.00	8.0	7.5	A++
	22	22	-	-	4.00	4.00	-	-	8.00(2.4-10.1)	2.67(0.45-3.25)	3.00	8.0	7.5	A++
	22	24	-	-	3.83	4.17	-	-	8.00(2.4-10.1)	2.67(0.45-3.25)	3.00	8.0	7.5	A++
	24	24	-	-	4.00	4.00	-	-	8.00(2.4-10.1)	2.67(0.45-3.25)	3.00	8.0	7.5	A++
3-unit connection	7	7	12	-	2.00	2.00	3.50	-	7.50(2.4-9.3)	2.10(0.45-2.84)	3.57	7.5	8.1	A++
	7	7	14	-	2.00	2.00	4.00	-	8.00(2.4-10.1)	2.32(0.45-3.25)	3.45	8.0	8.0	A++
	7	7	18	-	1.75	1.75	4.50	-	8.00(2.4-10.1)	2.32(0.45-3.25)	3.45	8.0	8.0	A++
	7	7	22	-	1.56	1.56	4.88	-	8.00(2.4-10.1)	2.32(0.45-3.25)	3.45	8.0	8.0	A++
	7	7	24	-	1.47	1.47	5.06	-	8.00(2.4-10.1)	2.32(0.45-3.25)	3.45	8.0	8.0	A++
	7	9	9	-	2.00	2.50	2.50	-	7.00(2.4-8.9)	1.90(0.45-2.65)	3.69	7.0	8.2	A++
	7	9	12	-	2.00	2.50	3.50	-	8.00(2.4-10.1)	2.32(0.45-3.25)	3.45	8.0	8.0	A++
	7	9	14	-	1.87	2.40	3.73	-	8.00(2.4-10.1)	2.32(0.45-3.25)	3.45	8.0	8.0	A++
	7	9	18	-	1.64	2.12	4.24	-	8.00(2.4-10.1)	2.32(0.45-3.25)	3.45	8.0	8.0	A++
	7	9	22	-	1.47	1.89	4.64	-	8.00(2.4-10.1)	2.32(0.45-3.25)	3.45	8.0	8.0	A++
	7	9	24	-	1.40	1.80	4.80	-	8.00(2.4-10.1)	2.32(0.45-3.25)	3.45	8.0	8.0	A++
	7	12	12	-	1.80	3.10	3.10	-	8.00(2.4-10.1)	2.32(0.45-3.25)	3.45	8.0	8.0	A++
	7	12	14	-	1.70	2.91	3.39	-	8.00(2.4-10.1)	2.32(0.45-3.25)	3.45	8.0	8.0	A++
	7	12	18	-	1.51	2.59	3.90	-	8.00(2.4-10.1)	2.32(0.45-3.25)	3.45	8.0	8.0	A++
	7	12	22	-	1.37	2.34	4.29	-	8.00(2.4-10.1)	2.32(0.45-3.25)	3.45	8.0	8.0	A++
	7	12	24	-	1.30	2.23	4.47	-	8.00(2.4-10.1)	2.32(0.45-3.25)	3.45	8.0	8.0	A++
	7	14	14	-	1.60	3.20	3.20	-	8.00(2.4-10.1)	2.32(0.45-3.25)	3.45	8.0	8.0	A++
	7	14	18	-	1.44	2.87	3.69	-	8.00(2.4-10.1)	2.32(0.45-3.25)	3.45	8.0	8.0	A++
	7	14	22	-	1.30	2.60	4.10	-	8.00(2.4-10.1)	2.32(0.45-3.25)	3.45	8.0	8.0	A++
	7	14	24	-	1.24	2.49	4.27	-	8.00(2.4-10.1)	2.32(0.45-3.25)	3.45	8.0	8.0	A++
	7	18	18	-	1.30	3.35	3.35	-	8.00(2.4-10.1)	2.32(0.45-3.25)	3.45	8.0	8.0	A++
	7	18	22	-	1.19	3.06	3.75	-	8.00(2.4-10.1)	2.32(0.45-3.25)	3.45	8.0	8.0	A++
	7	18	24	-	1.14	2.94	3.92	-	8.00(2.4-10.1)	2.32(0.45-3.25)	3.45	8.0	8.0	A++
	9	9	9	-	2.50	2.50	2.50	-	7.50(2.4-9.6)	2.10(0.45-3.01)	3.57	7.5	8.1	A++
	9	9	12	-	2.40	2.40	3.20	-	8.00(2.4-10.1)	2.32(0.45-3.25)	3.45	8.0	8.0	A++
	9	9	14	-	2.25	2.25	3.50	-	8.00(2.4-10.1)	2.32(0.45-3.25)	3.45	8.0	8.0	A++
	9	9	18	-	2.00	2.00	4.00	-	8.00(2.4-10.1)	2.32(0.45-3.25)	3.45	8.0	8.0	A++
	9	9	22	-	1.80	1.80	4.40	-	8.00(2.4-10.1)	2.32(0.45-3.25)	3.45	8.0	8.0	A++
	9	9	24	-	1.71	1.71	4.58	-	8.00(2.4-10.1)	2.32(0.45-3.25)	3.45	8.0	8.0	A++
	9	12	12	-	2.18	2.91	2.91	-	8.00(2.4-10.1)	2.32(0.45-3.25)	3.45	8.0	8.0	A++
	9	12	14	-	2.06	2.74	3.20	-	8.00(2.4-10.1)	2.32(0.45-3.25)	3.45	8.0	8.0	A++
	9	12	18	-	1.85	2.46	3.69	-	8.00(2.4-10.1)	2.32(0.45-3.25)	3.45	8.0	8.0	A++
	9	12	22	-	1.67	2.23	4.10	-	8.00(2.4-10.1)	2.32(0.45-3.25)	3.45	8.0	8.0	A++
	9	12	24	-	1.60	2.13	4.27	-	8.00(2.4-10.1)	2.32(0.45-3.25)	3.45	8.0	8.0	A++
	9	14	14	-	1.94	3.03	3.03	-	8.00(2.4-10.1)	2.32(0.45-3.25)	3.45	8.0	8.0	A++
	9	14	18	-	1.76	2.73	3.51	-	8.00(2.4-10.1)	2.32(0.45-3.25)	3.45	8.0	8.0	A++
	9	14	22	-	1.60	2.49	3.91	-	8.00(2.4-10.1)	2.32(0.45-3.25)	3.45	8.0	8.0	A++
	9	14	24	-	1.53	2.38	4.09	-	8.00(2.4-10.1)	2.32(0.45-3.25)	3.45	8.0	8.0	A++
	9	18	18	-	1.60	3.20	3.20	-	8.00(2.4-10.1)	2.32(0.45-3.25)	3.45	8.0	8.0	A++
	12	12	12	-	2.67	2.67	2.67	-	8.00(2.4-10.1)	2.32(0.45-3.25)	3.45	8.0	8.0	A++
	12	12	14	-	2.53	2.53	2.94	-	8.00(2.4-10.1)	2.32(0.45-3.25)	3.45	8.0	8.0	A++
	12	12	18	-	2.29	2.29	3.42	-	8.00(2.4-10.1)	2.32(0.45-3.25)	3.45	8.0	8.0	A++
	12	12	22	-	2.09	2.09	3.82	-	8.00(2.4-10.1)	2.32(0.45-3.25)	3.45	8.0	8.0	A++
	12	12	24	-	2.00	2.00	4.00	-	8.00(2.4-10.1)	2.32(0.45-3.25)	3.45	8.0	8.0	A++
	12	14	14	-	2.40	2.80	2.80	-	8.00(2.4-10.1)	2.32(0.45-3.25)	3.45	8.0	8.0	A++
	12	14	18	-	2.18	2.55	3.27	-	8.00(2.4-10.1)	2.32(0.45-3.25)	3.45	8.0	8.0	A++
	12	18	18	-	2.00	3.00	3.00	-	8.00(2.4-10.1)	2.32(0.45-3.25)	3.45	8.0	8.0	A++
	14	14	14	-	2.67	2.67	2.67	-	8.00(2.4-10.1)	2.32(0.45-3.25)	3.45	8.0	8.0	A++
	14	14	18	-	2.43	2.43	3.14	-	8.00(2.4-10.1)	2.32(0.45-3.25)	3.45	8.0	8.0	A++
4-unit connection	7	7	7	7	2.00	2.00	2.00	2.00	8.00(2.4-10.1)	2.05(0.45-3.25)	3.90	8.0	8.5	A+++
	7	7	7	9	1.87	1.87	1.87	2.39	8.00(2.4-10.1)	2.05(0.45-3.25)	3.90	8.0	8.5	A+++
	7	7	7	12	1.70	1.70	1.70	2.90	8.00(2.4-10.1)	2.05(0.45-3.25)	3.90	8.0	8.5	A+++
	7	7	7	14	1.60	1.60	1.60	3.20	8.00(2.4-10.1)	2.05(0.45-3.25)	3.90	8.0	8.5	A+++
	7	7	7	18	1.44	1.44	1.44	3.68	8.00(2.4-10.1)	2.05(0.45-3.25)	3.90	8.0	8.5	A+++
	7	7	9	9	1.75	1.75	2.25	2.25	8.00(2.4-10.1)	2.05(0.45-3.25)	3.90	8.0	8.5	A+++
	7	7	9	12	1.60	1.60	2.06	2.74	8.00(2.4-10.1)	2.05(0.45-3.25)	3.90	8.0	8.5	A+++
	7	7	9	14	1.51	1.51	1.95	3.03	8.00(2.4-10.1)	2.05(0.45-3.25)	3.90	8.0	8.5	A+++
	7	7	9	18	1.37	1.37	1.76	3.50	8.00(2.4-10.1)	2.05(0.45-3.25)	3.90	8.0	8.5	A+++
	7	7	12	12	1.47	1.47	2.53	2.53	8.00(2.4-10.1)	2.05(0.45-3.25)	3.90	8.0	8.5	A+++
	7	7	12	14	1.40	1.40	2.40	2.80	8.00(2.4-10.1)	2.05(0.45-3.25)	3.90	8.0	8.5	A+++
	7	7	12	18	1.27	1.27	2.18	3.28	8.00(2.4-10.1)	2.05(0.45-3.25)	3.90	8.0	8.5	A+++
	7	7	14	14	1.33	1.33	2.67	2.67	8.00(2.4-10.1)	2.05(0.45-3.25)	3.90	8.0	8.5	A+++
	7	7	14	18	1.22	1.22	2.43	3.13	8.00(2.4-10.1)	2.05(0.45-3.25)	3.90	8.0	8.5	A+++
	7	9	9	9	1.64	2.12	2.12	2.12	8.00(2.4-10.1)	2.05(0.45-3.25)	3.90	8.0	8.5	A+++
	7	9	9	12	1.51	1.95	1.95	2.59	8.00(2.4-10.1)	2.05(0.45-3.25)	3.90	8.0	8.5	A+++
	7	9	9	14	1.43	1.85	1.85	2.87	8.00(2.4-10.1)	2.05(0.45-3.25)	3.90	8.0	8.5	A+++
	7	9	9	18	1.30	1.67	1.67	3.36	8.00(2.4-10.1)	2.05(0.45-3.25)	3.90	8.0	8.5	A+++
	7	9	12	12	1.40	1.80	2.40	2.40	8.00(2.4-10.1)	2.05(0.45-3.25)	3.90	8.0	8.5	A+++
	7	9	12	14	1.33	1.71	2.29	2.67	8.00(2.4-10.1)	2.05(0.45-3.25)	3.90	8.0	8.5	A+++
	7	9	12	18	1.21	1.57	2.09	3.13	8.00(2.4-10.1)	2.05(0.45-3.25)	3.90	8.0	8.5	A+++
	7	9	14	14	1.26	1.64	2.55	2.55	8.00(2.4-10.1)	2.05(0.45-3.25)	3.90	8.0	8.5	A+++
	7	9	14	18	1.17	1.50	2.33	3.00	8.00(2.4-10.1)	2.05(0.45-3.25)	3.90	8.0	8.5	A+++
	7	12	12	12	1.31	2.23	2.23	2.23	8.00(2.4-10.1)	2.05(0.45-3.25)	3.90	8.0	8.5	A+++
	7	12	12	14	1.24	2.13	2.13	2.50	8.00(2.4-10.1)	2.05(0.45-3.25)	3.90	8.0	8.5	A+++
	7	12	12	18	1.14	1.96	1.96	2.94	8.00(2.4-10.1)	2.05(0.45-3.25)	3.90	8.0	8.5	A+++
	7	12	14	14	1.19	2.05	2.38	2.38	8.00(2.4-10.1)	2.05(0.45-3.25)	3.90	8.0	8.5	A+++
	9	9	9	9	2.00	2.00	2.00	2.00	8.00(2.4-10.1)	2.05(0.45-3.25)	3.90	8.0	8.5	A+++
	9	9	9	12	1.85	1.85	1.85	2.45	8.00(2.4-10.1)	2.05(0.45-3.25)	3.90	8.0	8.5	A+++
	9	9	9	14	1.76	1.76	1.76	2.72	8.00(2.4-10.1)	2.05(0.45-3.25)	3.90	8.0	8.5	A+++
	9	9	9	18	1.60	1.60	1.60	3.20	8.00(2.4-10.1)	2.05(0.45-3.25)	3.90	8.0	8.5	A+++
	9	9	12	12	1.71	1.71	2.29	2.29	8.00(2.4-10.1)	2.05(0.45-3.25)	3.90	8.0	8.5	A+++
	9	9	12	14	1.64	1.64	2.18	2.54	8.00(2.4-10.1)	2.05(0.45-3.25)	3.90	8.0	8.5	A+++
	9	9	12	18	1.50	1.50	2.00	3.00	8.00(2.4-10.1)	2.05(0.45-3.25)	3.90	8.0	8.5	A+++
	9	9	14	14	1.57	1.57	2.43	2.43	8.00(2.4-10.1)	2.05(0.45-3.25)	3.90	8.0	8.5	A+++
	9	12	12	12	1.61	2.13	2.13	2.13	8.00(2.4-10.1)	2.05(0.45-3.25)	3.90	8.0	8.5	A+++
	9	12	12	14	1.53	2.04	2.04	2.39	8.00(2.4-10.1)	2.05(0.45-3.25)	3.90	8.0	8.5	A+++
	9	12	14	14	1.46	1.96	2.29	2.29	8.00(2.4-10.1)	2.05(0.45-3.25)	3.90	8.0	8.5	A+++
	12	12	12	12	2.00	2.00	2.00	2.00	8.00(2.4-10.1)	2.05(0.45-3.25)	3.90	8.0	8.5	A+++

Note:
- •7:7000Btu/h / 9:9000Btu/h / 12:12000Btu/h / 14:14000Btu/h / 18:18000Btu/h / 22:22000Btu/h / 24:24000Btu/h models
- •The above is the value for connecting with Wall Mounted type.
- •2 or more indoor units should be connected.
- •Cooling capacity is based on 27°CDB/19°CWB (indoor temperature), 35°CDB (outdoor temperature).
- •Pipe Length: 5 m, Height difference: 0 m (Outdoor unit to Indoor unit)
- •The Total ability of connected indoor unit is up to 49000Btu from 25000Btu.

4-unit Multi-split heating

AOHG30KBTA4	Combination of Indoor Unit				Heating Operation									
					Heating Capacity					Input Power (Min. - Max.)	COP	Seasonal Data		
					Unit 1	Unit 2	Unit 3	Unit 4	Total Capacity (Min. - Max.)			Pdesign	SCOP	Energy efficiency
					kW	kW	kW	kW	kW	kW		kW		
2-unit connection	7	22	-	-	2.40	7.20	-	-	9.60(3.0-11.2)	2.47(0.30-2.95)	3.89	6.5	4.1	A+
	7	24	-	-	2.17	7.43	-	-	9.60(3.0-11.2)	2.47(0.30-2.95)	3.89	6.5	4.1	A+
	9	22	-	-	2.79	6.81	-	-	9.60(3.0-11.2)	2.47(0.30-2.95)	3.89	6.5	4.1	A+
	9	24	-	-	2.62	6.98	-	-	9.60(3.0-11.2)	2.47(0.30-2.95)	3.89	6.5	4.1	A+
	12	18	-	-	3.84	5.76	-	-	9.60(3.0-11.2)	2.47(0.30-2.95)	3.89	6.5	4.1	A+
	12	22	-	-	3.39	6.21	-	-	9.60(3.0-11.2)	2.47(0.30-2.95)	3.89	6.5	4.1	A+
	12	24	-	-	3.20	6.40	-	-	9.60(3.0-11.2)	2.47(0.30-2.95)	3.89	6.5	4.1	A+
	14	18	-	-	4.20	5.40	-	-	9.60(3.0-11.2)	2.47(0.30-2.95)	3.89	6.5	4.1	A+
	14	22	-	-	3.73	5.87	-	-	9.60(3.0-11.2)	2.47(0.30-2.95)	3.89	6.5	4.1	A+
	14	24	-	-	3.54	6.06	-	-	9.60(3.0-11.2)	2.47(0.30-2.95)	3.89	6.5	4.1	A+
	18	18	-	-	4.80	4.80	-	-	9.60(3.0-11.2)	2.47(0.30-2.95)	3.89	6.5	4.1	A+
	18	22	-	-	4.32	5.28	-	-	9.60(3.0-11.2)	2.47(0.30-2.95)	3.89	6.5	4.1	A+
	18	24	-	-	4.11	5.49	-	-	9.60(3.0-11.2)	2.47(0.30-2.95)	3.89	6.5	4.1	A+
	22	22	-	-	4.80	4.80	-	-	9.60(3.0-11.2)	2.47(0.30-2.95)	3.89	6.5	4.1	A+
	22	24	-	-	4.59	5.01	-	-	9.60(3.0-11.2)	2.47(0.30-2.95)	3.89	6.5	4.1	A+
	24	24	-	-	4.80	4.80	-	-	9.60(3.0-11.2)	2.47(0.30-2.95)	3.89	6.5	4.1	A+
3-unit connection	7	7	12	-	2.40	2.40	4.20	-	9.00(3.0-10.4)	2.11(0.30-2.60)	4.27	6.0	4.4	A+
	7	7	14	-	2.40	2.40	4.80	-	9.60(3.0-11.2)	2.27(0.30-2.95)	4.22	6.5	4.3	A+
	7	7	18	-	2.10	2.10	5.40	-	9.60(3.0-11.2)	2.27(0.30-2.95)	4.22	6.5	4.3	A+
	7	7	22	-	1.87	1.87	5.86	-	9.60(3.0-11.2)	2.27(0.30-2.95)	4.22	6.5	4.3	A+
	7	7	24	-	1.77	1.77	6.06	-	9.60(3.0-11.2)	2.27(0.30-2.95)	4.22	6.5	4.3	A+
	7	9	9	-	2.40	3.00	3.00	-	8.40(3.0-10.0)	1.94(0.30-2.45)	4.32	6.0	4.4	A+
	7	9	12	-	2.40	3.00	4.20	-	9.60(3.0-11.2)	2.27(0.30-2.95)	4.22	6.5	4.3	A+
	7	9	14	-	2.24	2.88	4.48	-	9.60(3.0-11.2)	2.27(0.30-2.95)	4.22	6.5	4.3	A+
	7	9	18	-	1.98	2.54	5.08	-	9.60(3.0-11.2)	2.27(0.30-2.95)	4.22	6.5	4.3	A+
	7	9	22	-	1.77	2.27	5.56	-	9.60(3.0-11.2)	2.27(0.30-2.95)	4.22	6.5	4.3	A+
	7	9	24	-	1.68	2.16	5.76	-	9.60(3.0-11.2)	2.27(0.30-2.95)	4.22	6.5	4.3	A+
	7	12	12	-	2.16	3.72	3.72	-	9.60(3.0-11.2)	2.27(0.30-2.95)	4.22	6.5	4.3	A+
	7	12	14	-	2.04	3.49	4.07	-	9.60(3.0-11.2)	2.27(0.30-2.95)	4.22	6.5	4.3	A+
	7	12	18	-	1.82	3.11	4.67	-	9.60(3.0-11.2)	2.27(0.30-2.95)	4.22	6.5	4.3	A+
	7	12	22	-	1.64	2.81	5.15	-	9.60(3.0-11.2)	2.27(0.30-2.95)	4.22	6.5	4.3	A+
	7	12	24	-	1.56	2.68	5.36	-	9.60(3.0-11.2)	2.27(0.30-2.95)	4.22	6.5	4.3	A+
	7	14	14	-	1.92	3.84	3.84	-	9.60(3.0-11.2)	2.27(0.30-2.95)	4.22	6.5	4.3	A+
	7	14	18	-	1.72	3.45	4.43	-	9.60(3.0-11.2)	2.27(0.30-2.95)	4.22	6.5	4.3	A+
	7	14	22	-	1.56	3.13	4.91	-	9.60(3.0-11.2)	2.27(0.30-2.95)	4.22	6.5	4.3	A+
	7	14	24	-	1.49	2.99	5.12	-	9.60(3.0-11.2)	2.27(0.30-2.95)	4.22	6.5	4.3	A+
	7	18	18	-	1.56	4.02	4.02	-	9.60(3.0-11.2)	2.27(0.30-2.95)	4.22	6.5	4.3	A+
	7	18	22	-	1.43	3.68	4.49	-	9.60(3.0-11.2)	2.27(0.30-2.95)	4.22	6.5	4.3	A+
	7	18	24	-	1.37	3.53	4.70	-	9.60(3.0-11.2)	2.27(0.30-2.95)	4.22	6.5	4.3	A+
	9	9	9	-	3.00	3.00	3.00	-	9.00(3.0-10.8)	2.11(0.30-2.76)	4.27	6.0	4.4	A+
	9	9	12	-	2.88	2.88	3.84	-	9.60(3.0-11.2)	2.27(0.30-2.95)	4.22	6.5	4.3	A+
	9	9	14	-	2.70	2.70	4.20	-	9.60(3.0-11.2)	2.27(0.30-2.95)	4.22	6.5	4.3	A+
	9	9	18	-	2.40	2.40	4.80	-	9.60(3.0-11.2)	2.27(0.30-2.95)	4.22	6.5	4.3	A+
	9	9	22	-	2.16	2.16	5.28	-	9.60(3.0-11.2)	2.27(0.30-2.95)	4.22	6.5	4.3	A+
	9	9	24	-	2.06	2.06	5.48	-	9.60(3.0-11.2)	2.27(0.30-2.95)	4.22	6.5	4.3	A+
	9	12	12	-	2.62	3.49	3.49	-	9.60(3.0-11.2)	2.27(0.30-2.95)	4.22	6.5	4.3	A+
	9	12	14	-	2.47	3.29	3.84	-	9.60(3.0-11.2)	2.27(0.30-2.95)	4.22	6.5	4.3	A+
	9	12	18	-	2.22	2.95	4.43	-	9.60(3.0-11.2)	2.27(0.30-2.95)	4.22	6.5	4.3	A+
	9	12	22	-	2.01	2.68	4.91	-	9.60(3.0-11.2)	2.27(0.30-2.95)	4.22	6.5	4.3	A+
	9	12	24	-	1.92	2.56	5.12	-	9.60(3.0-11.2)	2.27(0.30-2.95)	4.22	6.5	4.3	A+
	9	14	14	-	2.34	3.63	3.63	-	9.60(3.0-11.2)	2.27(0.30-2.95)	4.22	6.5	4.3	A+
	9	14	18	-	2.11	3.28	4.21	-	9.60(3.0-11.2)	2.27(0.30-2.95)	4.22	6.5	4.3	A+
	9	14	22	-	1.92	2.99	4.69	-	9.60(3.0-11.2)	2.27(0.30-2.95)	4.22	6.5	4.3	A+
	9	14	24	-	1.84	2.86	4.90	-	9.60(3.0-11.2)	2.27(0.30-2.95)	4.22	6.5	4.3	A+
	9	18	18	-	1.92	3.84	3.84	-	9.60(3.0-11.2)	2.27(0.30-2.95)	4.22	6.5	4.3	A+
	12	12	12	-	3.20	3.20	3.20	-	9.60(3.0-11.2)	2.27(0.30-2.95)	4.22	6.5	4.3	A+
	12	12	14	-	3.03	3.03	3.54	-	9.60(3.0-11.2)	2.27(0.30-2.95)	4.22	6.5	4.3	A+
	12	12	18	-	2.74	2.74	4.12	-	9.60(3.0-11.2)	2.27(0.30-2.95)	4.22	6.5	4.3	A+
	12	12	22	-	2.50	2.50	4.60	-	9.60(3.0-11.2)	2.27(0.30-2.95)	4.22	6.5	4.3	A+
	12	12	24	-	2.40	2.40	4.80	-	9.60(3.0-11.2)	2.27(0.30-2.95)	4.22	6.5	4.3	A+
	12	14	14	-	2.88	3.36	3.36	-	9.60(3.0-11.2)	2.27(0.30-2.95)	4.22	6.5	4.3	A+
	12	14	18	-	2.62	3.05	3.93	-	9.60(3.0-11.2)	2.27(0.30-2.95)	4.22	6.5	4.3	A+
	12	18	18	-	2.40	3.60	3.60	-	9.60(3.0-11.2)	2.27(0.30-2.95)	4.22	6.5	4.3	A+
	14	14	14	-	3.20	3.20	3.20	-	9.60(3.0-11.2)	2.27(0.30-2.95)	4.22	6.5	4.3	A+
	14	14	18	-	2.92	2.92	3.76	-	9.60(3.0-11.2)	2.27(0.30-2.95)	4.22	6.5	4.3	A+
4-unit connection	7	7	7	7	2.40	2.40	2.40	2.40	9.60(3.0-11.2)	2.11(0.30-2.95)	4.55	6.5	4.6	A++
	7	7	7	9	2.24	2.24	2.24	2.88	9.60(3.0-11.2)	2.11(0.30-2.95)	4.55	6.5	4.6	A++
	7	7	7	12	2.04	2.04	2.04	3.48	9.60(3.0-11.2)	2.11(0.30-2.95)	4.55	6.5	4.6	A++
	7	7	7	14	1.92	1.92	1.92	3.84	9.60(3.0-11.2)	2.11(0.30-2.95)	4.55	6.5	4.6	A++
	7	7	7	18	1.72	1.72	1.72	4.44	9.60(3.0-11.2)	2.11(0.30-2.95)	4.55	6.5	4.6	A++
	7	7	9	9	2.10	2.10	2.70	2.70	9.60(3.0-11.2)	2.11(0.30-2.95)	4.55	6.5	4.6	A++
	7	7	9	12	1.92	1.92	2.47	3.29	9.60(3.0-11.2)	2.11(0.30-2.95)	4.55	6.5	4.6	A++
	7	7	9	14	1.82	1.82	2.34	3.62	9.60(3.0-11.2)	2.11(0.30-2.95)	4.55	6.5	4.6	A++
	7	7	9	18	1.64	1.64	2.11	4.21	9.60(3.0-11.2)	2.11(0.30-2.95)	4.55	6.5	4.6	A++
	7	7	12	12	1.77	1.77	3.03	3.03	9.60(3.0-11.2)	2.11(0.30-2.95)	4.55	6.5	4.6	A++
	7	7	12	14	1.68	1.68	2.88	3.36	9.60(3.0-11.2)	2.11(0.30-2.95)	4.55	6.5	4.6	A++
	7	7	12	18	1.53	1.53	2.62	3.92	9.60(3.0-11.2)	2.11(0.30-2.95)	4.55	6.5	4.6	A++
	7	7	14	14	1.60	1.60	3.20	3.20	9.60(3.0-11.2)	2.11(0.30-2.95)	4.55	6.5	4.6	A++
	7	7	14	18	1.46	1.46	2.92	3.76	9.60(3.0-11.2)	2.11(0.30-2.95)	4.55	6.5	4.6	A++
	7	9	9	9	1.98	2.54	2.54	2.54	9.60(3.0-11.2)	2.11(0.30-2.95)	4.55	6.5	4.6	A++
	7	9	9	12	1.81	2.34	2.34	3.11	9.60(3.0-11.2)	2.11(0.30-2.95)	4.55	6.5	4.6	A++
	7	9	9	14	1.71	2.22	2.22	3.45	9.60(3.0-11.2)	2.11(0.30-2.95)	4.55	6.5	4.6	A++
	7	9	9	18	1.56	2.01	2.01	4.02	9.60(3.0-11.2)	2.11(0.30-2.95)	4.55	6.5	4.6	A++
	7	9	12	12	1.68	2.16	2.88	2.88	9.60(3.0-11.2)	2.11(0.30-2.95)	4.55	6.5	4.6	A++
	7	9	12	14	1.60	2.06	2.74	3.20	9.60(3.0-11.2)	2.11(0.30-2.95)	4.55	6.5	4.6	A++
	7	9	12	18	1.46	1.88	2.50	3.76	9.60(3.0-11.2)	2.11(0.30-2.95)	4.55	6.5	4.6	A++
	7	9	14	14	1.54	1.96	3.05	3.05	9.60(3.0-11.2)	2.11(0.30-2.95)	4.55	6.5	4.6	A++
	7	9	14	18	1.40	1.80	2.80	3.60	9.60(3.0-11.2)	2.11(0.30-2.95)	4.55	6.5	4.6	A++
	7	12	12	12	1.56	2.68	2.68	2.68	9.60(3.0-11.2)	2.11(0.30-2.95)	4.55	6.5	4.6	A++
	7	12	12	14	1.49	2.56	2.56	2.99	9.60(3.0-11.2)	2.11(0.30-2.95)	4.55	6.5	4.6	A++
	7	12	12	18	1.37	2.35	2.35	3.53	9.60(3.0-11.2)	2.11(0.30-2.95)	4.55	6.5	4.6	A++
	7	12	14	14	1.43	2.45	2.86	2.86	9.60(3.0-11.2)	2.11(0.30-2.95)	4.55	6.5	4.6	A++
	9	9	9	9	2.40	2.40	2.40	2.40	9.60(3.0-11.2)	2.11(0.30-2.95)	4.55	6.5	4.6	A++
	9	9	9	12	2.22	2.22	2.22	2.94	9.60(3.0-11.2)	2.11(0.30-2.95)	4.55	6.5	4.6	A++
	9	9	9	14	2.11	2.11	2.11	3.27	9.60(3.0-11.2)	2.11(0.30-2.95)	4.55	6.5	4.6	A++
	9	9	9	18	1.92	1.92	1.92	3.84	9.60(3.0-11.2)	2.11(0.30-2.95)	4.55	6.5	4.6	A++
	9	9	12	12	2.06	2.06	2.74	2.74	9.60(3.0-11.2)	2.11(0.30-2.95)	4.55	6.5	4.6	A++
	9	9	12	14	1.96	1.96	2.62	3.06	9.60(3.0-11.2)	2.11(0.30-2.95)	4.55	6.5	4.6	A++
	9	9	12	18	1.80	1.80	2.40	3.60	9.60(3.0-11.2)	2.11(0.30-2.95)	4.55	6.5	4.6	A++
	9	9	14	14	1.88	1.88	2.92	2.92	9.60(3.0-11.2)	2.11(0.30-2.95)	4.55	6.5	4.6	A++
	9	12	12	12	1.92	2.56	2.56	2.56	9.60(3.0-11.2)	2.11(0.30-2.95)	4.55	6.5	4.6	A++
	9	12	12	14	1.84	2.45	2.45	2.86	9.60(3.0-11.2)	2.11(0.30-2.95)	4.55	6.5	4.6	A++
	9	12	14	14	1.77	2.35	2.74	2.74	9.60(3.0-11.2)	2.11(0.30-2.95)	4.55	6.5	4.6	A++
	12	12	12	12	2.40	2.40	2.40	2.40	9.60(3.0-11.2)	2.11(0.30-2.95)	4.55	6.5	4.6	A++

Note:
- •7:7000Btu/h / 9:9000Btu/h / 12:12000Btu/h / 14:14000Btu/h / 18:18000Btu/h / 22:22000Btu/h / 24:24000Btu/h models
- •The above is the value for connecting with Wall Mounted type.
- •2 or more indoor units should be connected.
- •Heating capacity is based on 20°CDB (indoor temperature), 7°CDB/6°CWB (outdoor temperature).
- •Pipe Length: 5 m, Height difference: 0 m (Outdoor unit to Indoor unit)
- •The Total ability of connected indoor unit is up to 49000Btu from 25000Btu.

5-unit Multi-split Combination Table–Cooling

5-unit Multi-split cooling

AOHG36KBTA5	Combination of Indoor Unit					Cooling Operation										
						Cooling Capacity						Input Power (Min. - Max.)	EER	Seasonal Data		
						Unit 1	Unit 2	Unit 3	Unit 4	Unit 5	Total Capacity (Min. - Max.)			Pdesign	SEER	Energy efficiency
						kW	kW	kW	kW	kW	kW	kW		kW		
2-unit connection	7	24	-	-	-	2.00	7.00	-	-	-	9.00(3.0-11.0)	2.91(0.30-3.45)	3.09	9.0	7.9	A++
	9	22	-	-	-	2.50	6.00	-	-	-	8.50(3.0-11.0)	2.67(0.30-3.45)	3.18	8.5	7.9	A++
	9	24	-	-	-	2.50	7.00	-	-	-	9.50(3.0-11.0)	3.17(0.30-3.45)	3.00	9.5	7.8	A++
	12	22	-	-	-	3.50	6.00	-	-	-	9.50(3.0-11.0)	3.17(0.30-3.45)	3.00	9.5	7.8	A++
	12	24	-	-	-	3.17	6.33	-	-	-	9.50(3.0-11.0)	3.17(0.30-3.45)	3.00	9.5	7.8	A++
	14	22	-	-	-	3.69	5.81	-	-	-	9.50(3.0-11.0)	3.17(0.30-3.45)	3.00	9.5	7.8	A++
	14	24	-	-	-	3.50	6.00	-	-	-	9.50(3.0-11.0)	3.17(0.30-3.45)	3.00	9.5	7.8	A++
	18	18	-	-	-	4.75	4.75	-	-	-	9.50(3.0-11.0)	3.17(0.30-3.45)	3.00	9.5	7.8	A++
	18	22	-	-	-	4.27	5.23	-	-	-	9.50(3.0-11.0)	3.17(0.30-3.45)	3.00	9.5	7.8	A++
	18	24	-	-	-	4.07	5.43	-	-	-	9.50(3.0-11.0)	3.17(0.30-3.45)	3.00	9.5	7.8	A++
	22	22	-	-	-	4.75	4.75	-	-	-	9.50(3.0-11.0)	3.17(0.30-3.45)	3.00	9.5	7.8	A++
	22	24	-	-	-	4.54	4.96	-	-	-	9.50(3.0-11.0)	3.17(0.30-3.45)	3.00	9.5	7.8	A++
	24	24	-	-	-	4.75	4.75	-	-	-	9.50(3.0-11.0)	3.17(0.30-3.45)	3.00	9.5	7.8	A++
3-unit connection	7	7	14	-	-	2.00	2.00	4.00	-	-	8.00(3.0-10.0)	2.26(0.30-2.88)	3.54	8.0	8.2	A++
	7	7	18	-	-	2.00	2.00	5.00	-	-	9.00(3.0-11.0)	2.68(0.30-3.45)	3.36	9.0	8.1	A++
	7	7	22	-	-	1.85	1.85	5.80	-	-	9.50(3.0-11.0)	2.91(0.30-3.45)	3.27	9.5	8.0	A++
	7	7	24	-	-	1.75	1.75	6.00	-	-	9.50(3.0-11.0)	2.91(0.30-3.45)	3.27	9.5	8.0	A++
	7	9	12	-	-	2.00	2.50	3.50	-	-	8.00(3.0-10.0)	2.26(0.30-2.88)	3.54	8.0	8.2	A++
	7	9	14	-	-	2.00	2.50	4.00	-	-	8.50(3.0-10.7)	2.46(0.30-3.27)	3.45	8.5	8.1	A++
	7	9	18	-	-	2.00	2.50	5.00	-	-	9.50(3.0-11.0)	2.91(0.30-3.45)	3.27	9.5	8.0	A++
	7	9	22	-	-	1.75	2.25	5.50	-	-	9.50(3.0-11.0)	2.91(0.30-3.45)	3.27	9.5	8.0	A++
	7	9	24	-	-	1.66	2.14	5.70	-	-	9.50(3.0-11.0)	2.91(0.30-3.45)	3.27	9.5	8.0	A++
	7	12	12	-	-	2.00	3.50	3.50	-	-	9.00(3.0-11.0)	2.68(0.30-3.45)	3.36	9.0	8.1	A++
	7	12	14	-	-	2.00	3.50	4.00	-	-	9.50(3.0-11.0)	2.91(0.30-3.45)	3.27	9.5	8.0	A++
	7	12	18	-	-	1.80	3.08	4.62	-	-	9.50(3.0-11.0)	2.91(0.30-3.45)	3.27	9.5	8.0	A++
	7	12	22	-	-	1.62	2.78	5.10	-	-	9.50(3.0-11.0)	2.91(0.30-3.45)	3.27	9.5	8.0	A++
	7	12	24	-	-	1.55	2.65	5.30	-	-	9.50(3.0-11.0)	2.91(0.30-3.45)	3.27	9.5	8.0	A++
	7	14	14	-	-	1.90	3.80	3.80	-	-	9.50(3.0-11.0)	2.91(0.30-3.45)	3.27	9.5	8.0	A++
	7	14	18	-	-	1.71	3.41	4.38	-	-	9.50(3.0-11.0)	2.91(0.30-3.45)	3.27	9.5	8.0	A++
	7	14	22	-	-	1.55	3.09	4.86	-	-	9.50(3.0-11.0)	2.91(0.30-3.45)	3.27	9.5	8.0	A++
	7	14	24	-	-	1.47	2.96	5.07	-	-	9.50(3.0-11.0)	2.91(0.30-3.45)	3.27	9.5	8.0	A++
	7	18	18	-	-	1.54	3.98	3.98	-	-	9.50(3.0-11.0)	2.91(0.30-3.45)	3.27	9.5	8.0	A++
	7	18	22	-	-	1.41	3.64	4.45	-	-	9.50(3.0-11.0)	2.91(0.30-3.45)	3.27	9.5	8.0	A++
	7	18	24	-	-	1.36	3.49	4.65	-	-	9.50(3.0-11.0)	2.91(0.30-3.45)	3.27	9.5	8.0	A++
	9	9	9	-	-	2.50	2.50	2.50	-	-	7.50(3.0-9.6)	2.07(0.30-2.70)	3.63	7.5	8.2	A++
	9	9	12	-	-	2.50	2.50	3.50	-	-	8.50(3.0-10.7)	2.46(0.30-3.27)	3.45	8.5	8.1	A++
	9	9	14	-	-	2.50	2.50	4.00	-	-	9.00(3.0-11.0)	2.68(0.30-3.45)	3.36	9.0	8.1	A++
	9	9	18	-	-	2.38	2.38	4.74	-	-	9.50(3.0-11.0)	2.91(0.30-3.45)	3.27	9.5	8.0	A++
	9	9	22	-	-	2.14	2.14	5.22	-	-	9.50(3.0-11.0)	2.91(0.30-3.45)	3.27	9.5	8.0	A++
	9	9	24	-	-	2.04	2.04	5.42	-	-	9.50(3.0-11.0)	2.91(0.30-3.45)	3.27	9.5	8.0	A++
	9	12	12	-	-	2.50	3.50	3.50	-	-	9.50(3.0-11.0)	2.91(0.30-3.45)	3.27	9.5	8.0	A++
	9	12	14	-	-	2.44	3.26	3.80	-	-	9.50(3.0-11.0)	2.91(0.30-3.45)	3.27	9.5	8.0	A++
	9	12	18	-	-	2.19	2.92	4.39	-	-	9.50(3.0-11.0)	2.91(0.30-3.45)	3.27	9.5	8.0	A++
	9	12	22	-	-	1.99	2.65	4.86	-	-	9.50(3.0-11.0)	2.91(0.30-3.45)	3.27	9.5	8.0	A++
	9	12	24	-	-	1.90	2.53	5.07	-	-	9.50(3.0-11.0)	2.91(0.30-3.45)	3.27	9.5	8.0	A++
	9	14	14	-	-	2.32	3.59	3.59	-	-	9.50(3.0-11.0)	2.91(0.30-3.45)	3.27	9.5	8.0	A++
	9	14	18	-	-	2.09	3.24	4.17	-	-	9.50(3.0-11.0)	2.91(0.30-3.45)	3.27	9.5	8.0	A++
	9	14	22	-	-	1.90	2.96	4.64	-	-	9.50(3.0-11.0)	2.91(0.30-3.45)	3.27	9.5	8.0	A++
	9	14	24	-	-	1.82	2.83	4.85	-	-	9.50(3.0-11.0)	2.91(0.30-3.45)	3.27	9.5	8.0	A++
	9	18	18	-	-	1.90	3.80	3.80	-	-	9.50(3.0-11.0)	2.91(0.30-3.45)	3.27	9.5	8.0	A++
	9	18	22	-	-	1.74	3.49	4.27	-	-	9.50(3.0-11.0)	2.91(0.30-3.45)	3.27	9.5	8.0	A++
	9	18	24	-	-	1.68	3.35	4.47	-	-	9.50(3.0-11.0)	2.91(0.30-3.45)	3.27	9.5	8.0	A++
	12	12	12	-	-	3.17	3.17	3.17	-	-	9.50(3.0-11.0)	2.91(0.30-3.45)	3.27	9.5	8.0	A++
	12	12	14	-	-	3.00	3.00	3.50	-	-	9.50(3.0-11.0)	2.91(0.30-3.45)	3.27	9.5	8.0	A++
	12	12	18	-	-	2.71	2.71	4.08	-	-	9.50(3.0-11.0)	2.91(0.30-3.45)	3.27	9.5	8.0	A++
	12	12	22	-	-	2.48	2.48	4.54	-	-	9.50(3.0-11.0)	2.91(0.30-3.45)	3.27	9.5	8.0	A++
	12	12	24	-	-	2.38	2.38	4.74	-	-	9.50(3.0-11.0)	2.91(0.30-3.45)	3.27	9.5	8.0	A++
	12	14	14	-	-	2.84	3.33	3.33	-	-	9.50(3.0-11.0)	2.91(0.30-3.45)	3.27	9.5	8.0	A++
	12	14	18	-	-	2.59	3.02	3.89	-	-	9.50(3.0-11.0)	2.91(0.30-3.45)	3.27	9.5	8.0	A++
	12	14	22	-	-	2.38	2.77	4.35	-	-	9.50(3.0-11.0)	2.91(0.30-3.45)	3.27	9.5	8.0	A++
	12	14	24	-	-	2.28	2.66	4.56	-	-	9.50(3.0-11.0)	2.91(0.30-3.45)	3.27	9.5	8.0	A++
	12	18	18	-	-	2.38	3.56	3.56	-	-	9.50(3.0-11.0)	2.91(0.30-3.45)	3.27	9.5	8.0	A++
	12	18	22	-	-	2.19	3.29	4.02	-	-	9.50(3.0-11.0)	2.91(0.30-3.45)	3.27	9.5	8.0	A++
	12	18	24	-	-	2.11	3.17	4.22	-	-	9.50(3.0-11.0)	2.91(0.30-3.45)	3.27	9.5	8.0	A++
	14	14	14	-	-	3.17	3.17	3.17	-	-	9.50(3.0-11.0)	2.91(0.30-3.45)	3.27	9.5	8.0	A++
	14	14	18	-	-	2.89	2.89	3.72	-	-	9.50(3.0-11.0)	2.91(0.30-3.45)	3.27	9.5	8.0	A++
	14	14	22	-	-	2.66	2.66	4.18	-	-	9.50(3.0-11.0)	2.91(0.30-3.45)	3.27	9.5	8.0	A++
	14	14	24	-	-	2.56	2.56	4.38	-	-	9.50(3.0-11.0)	2.91(0.30-3.45)	3.27	9.5	8.0	A++
	14	18	18	-	-	2.66	3.42	3.42	-	-	9.50(3.0-11.0)	2.91(0.30-3.45)	3.27	9.5	8.0	A++
	18	18	18	-	-	3.17	3.17	3.17	-	-	9.50(3.0-11.0)	2.91(0.30-3.45)	3.27	9.5	8.0	A++
4-unit connection	7	7	7	7	-	2.00	2.00	2.00	2.00	-	8.00(3.0-10.0)	2.11(0.30-2.88)	3.80	8.0	8.5	A+++
	7	7	7	9	-	2.00	2.00	2.00	2.50	-	8.50(3.0-10.7)	2.29(0.30-3.27)	3.71	8.5	8.4	A++
	7	7	7	12	-	2.00	2.00	2.00	3.50	-	9.50(3.0-11.0)	2.69(0.30-3.45)	3.53	9.5	8.3	A++
	7	7	7	14	-	1.90	1.90	1.90	3.80	-	9.50(3.0-11.0)	2.69(0.30-3.45)	3.53	9.5	8.3	A++
	7	7	7	18	-	1.71	1.71	1.71	4.37	-	9.50(3.0-11.0)	2.69(0.30-3.45)	3.53	9.5	8.3	A++
	7	7	7	22	-	1.55	1.55	1.55	4.85	-	9.50(3.0-11.0)	2.69(0.30-3.45)	3.53	9.5	8.3	A++
	7	7	7	24	-	1.48	1.48	1.48	5.06	-	9.50(3.0-11.0)	2.69(0.30-3.45)	3.53	9.5	8.3	A++
	7	7	9	9	-	2.00	2.00	2.50	2.50	-	9.00(3.0-11.0)	2.49(0.30-3.45)	3.62	9.0	8.4	A++
	7	7	9	12	-	1.90	1.90	2.44	3.26	-	9.50(3.0-11.0)	2.69(0.30-3.45)	3.53	9.5	8.3	A++
	7	7	9	14	-	1.80	1.80	2.31	3.59	-	9.50(3.0-11.0)	2.69(0.30-3.45)	3.53	9.5	8.3	A++
	7	7	9	18	-	1.62	1.62	2.09	4.17	-	9.50(3.0-11.0)	2.69(0.30-3.45)	3.53	9.5	8.3	A++
	7	7	9	22	-	1.48	1.48	1.90	4.64	-	9.50(3.0-11.0)	2.69(0.30-3.45)	3.53	9.5	8.3	A++
	7	7	9	24	-	1.41	1.41	1.82	4.86	-	9.50(3.0-11.0)	2.69(0.30-3.45)	3.53	9.5	8.3	A++
	7	7	12	12	-	1.75	1.75	3.00	3.00	-	9.50(3.0-11.0)	2.69(0.30-3.45)	3.53	9.5	8.3	A++
	7	7	12	14	-	1.66	1.66	2.85	3.33	-	9.50(3.0-11.0)	2.69(0.30-3.45)	3.53	9.5	8.3	A++
	7	7	12	18	-	1.51	1.51	2.59	3.89	-	9.50(3.0-11.0)	2.69(0.30-3.45)	3.53	9.5	8.3	A++
	7	7	12	22	-	1.39	1.39	2.38	4.34	-	9.50(3.0-11.0)	2.69(0.30-3.45)	3.53	9.5	8.3	A++
	7	7	12	24	-	1.33	1.33	2.28	4.56	-	9.50(3.0-11.0)	2.69(0.30-3.45)	3.53	9.5	8.3	A++
	7	7	14	14	-	1.58	1.58	3.17	3.17	-	9.50(3.0-11.0)	2.69(0.30-3.45)	3.53	9.5	8.3	A++
	7	7	14	18	-	1.45	1.45	2.89	3.71	-	9.50(3.0-11.0)	2.69(0.30-3.45)	3.53	9.5	8.3	A++
	7	7	14	22	-	1.33	1.33	2.66	4.18	-	9.50(3.0-11.0)	2.69(0.30-3.45)	3.53	9.5	8.3	A++
	7	7	14	24	-	1.28	1.28	2.56	4.38	-	9.50(3.0-11.0)	2.69(0.30-3.45)	3.53	9.5	8.3	A++
	7	7	18	18	-	1.33	1.33	3.42	3.42	-	9.50(3.0-11.0)	2.69(0.30-3.45)	3.53	9.5	8.3	A++
	7	9	9	9	-	2.00	2.50	2.50	2.50	-	9.50(3.0-11.0)	2.69(0.30-3.45)	3.53	9.5	8.3	A++
	7	9	9	12	-	1.80	2.31	2.31	3.08	-	9.50(3.0-11.0)	2.69(0.30-3.45)	3.53	9.5	8.3	A++
	7	9	9	14	-	1.71	2.19	2.19	3.41	-	9.50(3.0-11.0)	2.69(0.30-3.45)	3.53	9.5	8.3	A++
	7	9	9	18	-	1.54	1.99	1.99	3.98	-	9.50(3.0-11.0)	2.69(0.30-3.45)	3.53	9.5	8.3	A++
	7	9	9	22	-	1.41	1.82	1.82	4.45	-	9.50(3.0-11.0)	2.69(0.30-3.45)	3.53	9.5	8.3	A++
	7	9	9	24	-	1.36	1.74	1.74	4.66	-	9.50(3.0-11.0)	2.69(0.30-3.45)	3.53	9.5	8.3	A++
	7	9	12	12	-	1.66	2.14	2.85	2.85	-	9.50(3.0-11.0)	2.69(0.30-3.45)	3.53	9.5	8.3	A++
	7	9	12	14	-	1.58	2.04	2.71	3.17	-	9.50(3.0-11.0)	2.69(0.30-3.45)	3.53	9.5	8.3	A++
	7	9	12	18	-	1.44	1.86	2.48	3.72	-	9.50(3.0-11.0)	2.69(0.30-3.45)	3.53	9.5	8.3	A++
	7	9	12	22	-	1.33	1.71	2.28	4.18	-	9.50(3.0-11.0)	2.69(0.30-3.45)	3.53	9.5	8.3	A++
	7	9	12	24	-	1.28	1.64	2.19	4.39	-	9.50(3.0-11.0)	2.69(0.30-3.45)	3.53	9.5	8.3	A++
	7	9	14	14	-	1.51	1.95	3.02	3.02	-	9.50(3.0-11.0)	2.69(0.30-3.45)	3.53	9.5	8.3	A++
	7	9	14	18	-	1.39	1.78	2.77	3.56	-	9.50(3.0-11.0)	2.69(0.30-3.45)	3.53	9.5	8.3	A++
	7	9	14	22	-	1.28	1.64	2.56	4.02	-	9.50(3.0-11.0)	2.69(0.30-3.45)	3.53	9.5	8.3	A++
	7	9	14	24	-	1.23	1.58	2.46	4.23	-	9.50(3.0-11.0)	2.69(0.30-3.45)	3.53	9.5	8.3	A++
	7	9	18	18	-	1.28	1.64	3.29	3.29	-	9.50(3.0-11.0)	2.69(0.30-3.45)	3.53	9.5	8.3	A++
	7	12	12	12	-	1.55	2.65	2.65	2.65	-	9.50(3.0-11.0)	2.69(0.30-3.45)	3.53	9.5	8.3	A++
	7	12	12	14	-	1.48	2.53	2.53	2.96	-	9.50(3.0-11.0)	2.69(0.30-3.45)	3.53	9.5	8.3	A++
	7	12	12	18	-	1.35	2.33	2.33	3.49	-	9.50(3.0-11.0)	2.69(0.30-3.45)	3.53	9.5	8.3	A++
	7	12	14	14	-	1.41	2.43	2.83	2.83	-	9.50(3.0-11.0)	2.69(0.30-3.45)	3.53	9.5	8.3	A++
	7	12	14	18	-	1.30	2.24	2.61	3.35	-	9.50(3.0-11.0)	2.69(0.30-3.45)	3.53	9.5	8.3	A++
	7	14	14	14	-	1.37	2.71	2.71	2.71	-	9.50(3.0-11.0)	2.69(0.30-3.45)	3.53	9.5	8.3	A++

5-unit Multi-split cooling

AOHG36KBTA5	Combination of Indoor Unit					Cooling Operation										
						Cooling Capacity						Input Power (Min. - Max.)	EER	Seasonal Data		
						Unit 1	Unit 2	Unit 3	Unit 4	Unit 5	Total Capacity (Min. - Max.)			Pdesign	SEER	Energy efficiency
						kW	kW	kW	kW	kW	kW	kW		kW		
4-unit connection	7	14	14	18	-	1.25	2.51	2.51	3.23	-	9.50(3.0-11.0)	2.69(0.30-3.45)	3.53	9.5	8.3	A++
	9	9	9	9	-	2.38	2.38	2.38	2.38	-	9.50(3.0-11.0)	2.69(0.30-3.45)	3.53	9.5	8.3	A++
	9	9	9	12	-	2.19	2.19	2.19	2.93	-	9.50(3.0-11.0)	2.69(0.30-3.45)	3.53	9.5	8.3	A++
	9	9	9	14	-	2.09	2.09	2.09	3.23	-	9.50(3.0-11.0)	2.69(0.30-3.45)	3.53	9.5	8.3	A++
	9	9	9	18	-	1.90	1.90	1.90	3.80	-	9.50(3.0-11.0)	2.69(0.30-3.45)	3.53	9.5	8.3	A++
	9	9	9	22	-	1.74	1.74	1.74	4.28	-	9.50(3.0-11.0)	2.69(0.30-3.45)	3.53	9.5	8.3	A++
	9	9	9	24	-	1.68	1.68	1.68	4.46	-	9.50(3.0-11.0)	2.69(0.30-3.45)	3.53	9.5	8.3	A++
	9	9	12	12	-	2.04	2.04	2.71	2.71	-	9.50(3.0-11.0)	2.69(0.30-3.45)	3.53	9.5	8.3	A++
	9	9	12	14	-	1.94	1.94	2.59	3.03	-	9.50(3.0-11.0)	2.69(0.30-3.45)	3.53	9.5	8.3	A++
	9	9	12	18	-	1.78	1.78	2.38	3.56	-	9.50(3.0-11.0)	2.69(0.30-3.45)	3.53	9.5	8.3	A++
	9	9	12	22	-	1.64	1.64	2.19	4.03	-	9.50(3.0-11.0)	2.69(0.30-3.45)	3.53	9.5	8.3	A++
	9	9	12	24	-	1.58	1.58	2.11	4.23	-	9.50(3.0-11.0)	2.69(0.30-3.45)	3.53	9.5	8.3	A++
	9	9	14	14	-	1.86	1.86	2.89	2.89	-	9.50(3.0-11.0)	2.69(0.30-3.45)	3.53	9.5	8.3	A++
	9	9	14	18	-	1.71	1.71	2.66	3.42	-	9.50(3.0-11.0)	2.69(0.30-3.45)	3.53	9.5	8.3	A++
	9	9	18	18	-	1.58	1.58	3.17	3.17	-	9.50(3.0-11.0)	2.69(0.30-3.45)	3.53	9.5	8.3	A++
	9	12	12	12	-	1.91	2.53	2.53	2.53	-	9.50(3.0-11.0)	2.69(0.30-3.45)	3.53	9.5	8.3	A++
	9	12	12	14	-	1.81	2.43	2.43	2.83	-	9.50(3.0-11.0)	2.69(0.30-3.45)	3.53	9.5	8.3	A++
	9	12	12	18	-	1.67	2.24	2.24	3.35	-	9.50(3.0-11.0)	2.69(0.30-3.45)	3.53	9.5	8.3	A++
	9	12	14	14	-	1.74	2.34	2.71	2.71	-	9.50(3.0-11.0)	2.69(0.30-3.45)	3.53	9.5	8.3	A++
	9	12	14	18	-	1.61	2.15	2.51	3.23	-	9.50(3.0-11.0)	2.69(0.30-3.45)	3.53	9.5	8.3	A++
	9	14	14	14	-	1.67	2.61	2.61	2.61	-	9.50(3.0-11.0)	2.69(0.30-3.45)	3.53	9.5	8.3	A++
	12	12	12	12	-	2.38	2.38	2.38	2.38	-	9.50(3.0-11.0)	2.69(0.30-3.45)	3.53	9.5	8.3	A++
	12	12	12	14	-	2.28	2.28	2.28	2.66	-	9.50(3.0-11.0)	2.69(0.30-3.45)	3.53	9.5	8.3	A++
	12	12	12	18	-	2.11	2.11	2.11	3.17	-	9.50(3.0-11.0)	2.69(0.30-3.45)	3.53	9.5	8.3	A++
	12	12	14	14	-	2.19	2.19	2.56	2.56	-	9.50(3.0-11.0)	2.69(0.30-3.45)	3.53	9.5	8.3	A++
	12	14	14	14	-	2.12	2.46	2.46	2.46	-	9.50(3.0-11.0)	2.69(0.30-3.45)	3.53	9.5	8.3	A++
5-unit connection	7	7	7	7	7	1.90	1.90	1.90	1.90	1.90	9.50(3.0-11.0)	2.50(0.30-3.45)	3.80	9.5	8.5	A+++
	7	7	7	7	9	1.80	1.80	1.80	1.80	2.30	9.50(3.0-11.0)	2.50(0.30-3.45)	3.80	9.5	8.5	A+++
	7	7	7	7	12	1.66	1.66	1.66	1.66	2.86	9.50(3.0-11.0)	2.50(0.30-3.45)	3.80	9.5	8.5	A+++
	7	7	7	7	14	1.58	1.58	1.58	1.58	3.18	9.50(3.0-11.0)	2.50(0.30-3.45)	3.80	9.5	8.5	A+++
	7	7	7	7	18	1.45	1.45	1.45	1.45	3.70	9.50(3.0-11.0)	2.50(0.30-3.45)	3.80	9.5	8.5	A+++
	7	7	7	7	22*1	1.33	1.33	1.33	1.33	4.18	9.50(3.0-11.0)	2.50(0.30-3.45)	3.80	9.5	8.5	A+++
	7	7	7	7	24	1.28	1.28	1.28	1.28	4.38	9.50(3.0-11.0)	2.50(0.30-3.45)	3.80	9.5	8.5	A+++
	7	7	7	9	9	1.70	1.70	1.70	2.20	2.20	9.50(3.0-11.0)	2.50(0.30-3.45)	3.80	9.5	8.5	A+++
	7	7	7	9	12	1.58	1.58	1.58	2.04	2.72	9.50(3.0-11.0)	2.50(0.30-3.45)	3.80	9.5	8.5	A+++
	7	7	7	9	14	1.51	1.51	1.51	1.94	3.03	9.50(3.0-11.0)	2.50(0.30-3.45)	3.80	9.5	8.5	A+++
	7	7	7	9	18	1.39	1.39	1.39	1.77	3.56	9.50(3.0-11.0)	2.50(0.30-3.45)	3.80	9.5	8.5	A+++
	7	7	7	9	22*1	1.28	1.28	1.28	1.64	4.02	9.50(3.0-11.0)	2.50(0.30-3.45)	3.80	9.5	8.5	A+++
	7	7	7	9	24	1.23	1.23	1.23	1.58	4.23	9.50(3.0-11.0)	2.50(0.30-3.45)	3.80	9.5	8.5	A+++
	7	7	7	12	12	1.48	1.48	1.48	2.53	2.53	9.50(3.0-11.0)	2.50(0.30-3.45)	3.80	9.5	8.5	A+++
	7	7	7	12	14	1.41	1.41	1.41	2.43	2.84	9.50(3.0-11.0)	2.50(0.30-3.45)	3.80	9.5	8.5	A+++
	7	7	7	12	18	1.30	1.30	1.30	2.24	3.36	9.50(3.0-11.0)	2.50(0.30-3.45)	3.80	9.5	8.5	A+++
	7	7	7	14	14	1.36	1.36	1.36	2.71	2.71	9.50(3.0-11.0)	2.50(0.30-3.45)	3.80	9.5	8.5	A+++
	7	7	7	14	18	1.25	1.25	1.25	2.51	3.24	9.50(3.0-11.0)	2.50(0.30-3.45)	3.80	9.5	8.5	A+++
	7	7	9	9	9	1.63	1.63	2.08	2.08	2.08	9.50(3.0-11.0)	2.50(0.30-3.45)	3.80	9.5	8.5	A+++
	7	7	9	9	12	1.51	1.51	1.94	1.94	2.60	9.50(3.0-11.0)	2.50(0.30-3.45)	3.80	9.5	8.5	A+++
	7	7	9	9	14	1.45	1.45	1.86	1.86	2.88	9.50(3.0-11.0)	2.50(0.30-3.45)	3.80	9.5	8.5	A+++
	7	7	9	9	18	1.33	1.33	1.71	1.71	3.42	9.50(3.0-11.0)	2.50(0.30-3.45)	3.80	9.5	8.5	A+++
	7	7	9	9	22*1	1.23	1.23	1.58	1.58	3.88	9.50(3.0-11.0)	2.50(0.30-3.45)	3.80	9.5	8.5	A+++
	7	7	9	12	12	1.41	1.41	1.82	2.43	2.43	9.50(3.0-11.0)	2.50(0.30-3.45)	3.80	9.5	8.5	A+++
	7	7	9	12	14	1.36	1.36	1.74	2.33	2.71	9.50(3.0-11.0)	2.50(0.30-3.45)	3.80	9.5	8.5	A+++
	7	7	9	12	18	1.25	1.25	1.61	2.15	3.24	9.50(3.0-11.0)	2.50(0.30-3.45)	3.80	9.5	8.5	A+++
	7	7	9	14	14	1.30	1.30	1.68	2.61	2.61	9.50(3.0-11.0)	2.50(0.30-3.45)	3.80	9.5	8.5	A+++
	7	7	12	12	12	1.33	1.33	2.28	2.28	2.28	9.50(3.0-11.0)	2.50(0.30-3.45)	3.80	9.5	8.5	A+++
	7	7	12	12	14	1.28	1.28	2.19	2.19	2.56	9.50(3.0-11.0)	2.50(0.30-3.45)	3.80	9.5	8.5	A+++
	7	7	12	14	14	1.23	1.23	2.12	2.46	2.46	9.50(3.0-11.0)	2.50(0.30-3.45)	3.80	9.5	8.5	A+++
	7	9	9	9	9	1.54	1.99	1.99	1.99	1.99	9.50(3.0-11.0)	2.50(0.30-3.45)	3.80	9.5	8.5	A+++
	7	9	9	9	12	1.44	1.86	1.86	1.86	2.48	9.50(3.0-11.0)	2.50(0.30-3.45)	3.80	9.5	8.5	A+++
	7	9	9	9	14	1.39	1.78	1.78	1.78	2.77	9.50(3.0-11.0)	2.50(0.30-3.45)	3.80	9.5	8.5	A+++
	7	9	9	9	18	1.28	1.64	1.64	1.64	3.30	9.50(3.0-11.0)	2.50(0.30-3.45)	3.80	9.5	8.5	A+++
	7	9	9	12	12	1.36	1.74	1.74	2.33	2.33	9.50(3.0-11.0)	2.50(0.30-3.45)	3.80	9.5	8.5	A+++
	7	9	9	12	14	1.29	1.68	1.68	2.24	2.61	9.50(3.0-11.0)	2.50(0.30-3.45)	3.80	9.5	8.5	A+++
	7	9	9	14	14	1.26	1.61	1.61	2.51	2.51	9.50(3.0-11.0)	2.50(0.30-3.45)	3.80	9.5	8.5	A+++
	7	9	12	12	12	1.28	1.65	2.19	2.19	2.19	9.50(3.0-11.0)	2.50(0.30-3.45)	3.80	9.5	8.5	A+++
	7	9	12	12	14	1.23	1.58	2.11	2.11	2.47	9.50(3.0-11.0)	2.50(0.30-3.45)	3.80	9.5	8.5	A+++
	9	9	9	9	9	1.90	1.90	1.90	1.90	1.90	9.50(3.0-11.0)	2.50(0.30-3.45)	3.80	9.5	8.5	A+++
	9	9	9	9	12	1.78	1.78	1.78	1.78	2.38	9.50(3.0-11.0)	2.50(0.30-3.45)	3.80	9.5	8.5	A+++
	9	9	9	9	14	1.71	1.71	1.71	1.71	2.66	9.50(3.0-11.0)	2.50(0.30-3.45)	3.80	9.5	8.5	A+++
	9	9	9	9	18	1.58	1.58	1.58	1.58	3.18	9.50(3.0-11.0)	2.50(0.30-3.45)	3.80	9.5	8.5	A+++
	9	9	9	12	12	1.68	1.68	1.68	2.23	2.23	9.50(3.0-11.0)	2.50(0.30-3.45)	3.80	9.5	8.5	A+++
	9	9	9	12	14	1.61	1.61	1.61	2.15	2.52	9.50(3.0-11.0)	2.50(0.30-3.45)	3.80	9.5	8.5	A+++
	9	9	12	12	12	1.57	1.57	2.12	2.12	2.12	9.50(3.0-11.0)	2.50(0.30-3.45)	3.80	9.5	8.5	A+++

Note:
- •7:7000Btu/h / 9:9000Btu/h / 12:12000Btu/h / 14:14000Btu/h / 18:18000Btu/h / 22:22000Btu/h / 24:24000Btu/h models
- •The above is the value for connecting with Wall Mounted type.
- •2 or more indoor units should be connected.
- •Cooling capacity is based on 27°CDB/19°CWB (indoor temperature), 35°CDB (outdoor temperature).
- •Pipe Length: 5 m, Height difference: 0 m (Outdoor unit to Indoor unit)
- •The Total ability of connected indoor unit is up to 54000Btu from 27000Btu.
- *1: As for the 22 model, wall-mounted type indoor unit is only connectable.

5-unit Multi-split Combination Table–Heating

5-unit Multi-split heating

AOHG36KBTA5	Combination of Indoor Unit					Heating Operation										
						Heating Capacity						Input Power (Min. - Max.)	COP	Seasonal Data		
						Unit 1	Unit 2	Unit 3	Unit 4	Unit 5	Total Capacity (Min. - Max.)			Pdesign	SCOP	Energy efficiency
						kW	kW	kW	kW	kW	kW	kW		kW		
2-unit connection	7	24	-	-	-	2.39	8.21	-	-	-	10.60(3.5-12.0)	2.65(0.25-3.25)	4.00	7.0	4.3	A+
	9	22	-	-	-	3.00	7.20	-	-	-	10.20(3.5-12.0)	2.52(0.25-3.25)	4.04	6.8	4.3	A+
	9	24	-	-	-	2.89	7.71	-	-	-	10.60(3.5-12.0)	2.65(0.25-3.25)	4.00	7.0	4.3	A+
	12	22	-	-	-	3.74	6.86	-	-	-	10.60(3.5-12.0)	2.65(0.25-3.25)	4.00	7.0	4.3	A+
	12	24	-	-	-	3.53	7.07	-	-	-	10.60(3.5-12.0)	2.65(0.25-3.25)	4.00	7.0	4.3	A+
	14	22	-	-	-	4.12	6.48	-	-	-	10.60(3.5-12.0)	2.65(0.25-3.25)	4.00	7.0	4.3	A+
	14	24	-	-	-	3.91	6.69	-	-	-	10.60(3.5-12.0)	2.65(0.25-3.25)	4.00	7.0	4.3	A+
	18	18	-	-	-	5.30	5.30	-	-	-	10.60(3.5-12.0)	2.65(0.25-3.25)	4.00	7.0	4.3	A+
	18	22	-	-	-	4.77	5.83	-	-	-	10.60(3.5-12.0)	2.65(0.25-3.25)	4.00	7.0	4.3	A+
	18	24	-	-	-	4.54	6.06	-	-	-	10.60(3.5-12.0)	2.65(0.25-3.25)	4.00	7.0	4.3	A+
	22	22	-	-	-	5.30	5.30	-	-	-	10.60(3.5-12.0)	2.65(0.25-3.25)	4.00	7.0	4.3	A+
	22	24	-	-	-	5.07	5.53	-	-	-	10.60(3.5-12.0)	2.65(0.25-3.25)	4.00	7.0	4.3	A+
	24	24	-	-	-	5.30	5.30	-	-	-	10.60(3.5-12.0)	2.65(0.25-3.25)	4.00	7.0	4.3	A+
3-unit connection	7	7	14	-	-	2.40	2.40	4.80	-	-	9.60(3.5-11.2)	2.25(0.25-2.87)	4.26	6.5	4.5	A+
	7	7	18	-	-	2.32	2.32	5.96	-	-	10.60(3.5-12.0)	2.54(0.25-3.25)	4.18	7.0	4.4	A+
	7	7	22	-	-	2.06	2.06	6.48	-	-	10.60(3.5-12.0)	2.54(0.25-3.25)	4.18	7.0	4.4	A+
	7	7	24	-	-	1.95	1.95	6.70	-	-	10.60(3.5-12.0)	2.54(0.25-3.25)	4.18	7.0	4.4	A+
	7	9	12	-	-	2.40	3.00	4.20	-	-	9.60(3.5-11.2)	2.25(0.25-2.87)	4.26	6.5	4.5	A+
	7	9	14	-	-	2.40	3.00	4.80	-	-	10.20(3.5-12.0)	2.42(0.25-3.25)	4.21	6.8	4.4	A+
	7	9	18	-	-	2.18	2.81	5.61	-	-	10.60(3.5-12.0)	2.54(0.25-3.25)	4.18	7.0	4.4	A+
	7	9	22	-	-	1.95	2.51	6.14	-	-	10.60(3.5-12.0)	2.54(0.25-3.25)	4.18	7.0	4.4	A+
	7	9	24	-	-	1.85	2.39	6.36	-	-	10.60(3.5-12.0)	2.54(0.25-3.25)	4.18	7.0	4.4	A+
	7	12	12	-	-	2.40	4.10	4.10	-	-	10.60(3.5-12.0)	2.54(0.25-3.25)	4.18	7.0	4.4	A+
	7	12	14	-	-	2.25	3.85	4.50	-	-	10.60(3.5-12.0)	2.54(0.25-3.25)	4.18	7.0	4.4	A+
	7	12	18	-	-	2.00	3.44	5.16	-	-	10.60(3.5-12.0)	2.54(0.25-3.25)	4.18	7.0	4.4	A+
	7	12	22	-	-	1.81	3.10	5.69	-	-	10.60(3.5-12.0)	2.54(0.25-3.25)	4.18	7.0	4.4	A+
	7	12	24	-	-	1.72	2.96	5.92	-	-	10.60(3.5-12.0)	2.54(0.25-3.25)	4.18	7.0	4.4	A+
	7	14	14	-	-	2.12	4.24	4.24	-	-	10.60(3.5-12.0)	2.54(0.25-3.25)	4.18	7.0	4.4	A+
	7	14	18	-	-	1.90	3.81	4.89	-	-	10.60(3.5-12.0)	2.54(0.25-3.25)	4.18	7.0	4.4	A+
	7	14	22	-	-	1.73	3.45	5.42	-	-	10.60(3.5-12.0)	2.54(0.25-3.25)	4.18	7.0	4.4	A+
	7	14	24	-	-	1.65	3.30	5.65	-	-	10.60(3.5-12.0)	2.54(0.25-3.25)	4.18	7.0	4.4	A+
	7	18	18	-	-	1.72	4.44	4.44	-	-	10.60(3.5-12.0)	2.54(0.25-3.25)	4.18	7.0	4.4	A+
	7	18	22	-	-	1.58	4.06	4.96	-	-	10.60(3.5-12.0)	2.54(0.25-3.25)	4.18	7.0	4.4	A+
	7	18	24	-	-	1.51	3.89	5.20	-	-	10.60(3.5-12.0)	2.54(0.25-3.25)	4.18	7.0	4.4	A+
	9	9	9	-	-	3.00	3.00	3.00	-	-	9.00(3.5-10.8)	2.09(0.25-2.70)	4.31	6.0	4.5	A+
	9	9	12	-	-	3.00	3.00	4.20	-	-	10.20(3.5-12.0)	2.42(0.25-3.25)	4.21	6.8	4.4	A+
	9	9	14	-	-	2.98	2.98	4.64	-	-	10.60(3.5-12.0)	2.54(0.25-3.25)	4.18	7.0	4.4	A+
	9	9	18	-	-	2.65	2.65	5.30	-	-	10.60(3.5-12.0)	2.54(0.25-3.25)	4.18	7.0	4.4	A+
	9	9	22	-	-	2.39	2.39	5.82	-	-	10.60(3.5-12.0)	2.54(0.25-3.25)	4.18	7.0	4.4	A+
	9	9	24	-	-	2.27	2.27	6.06	-	-	10.60(3.5-12.0)	2.54(0.25-3.25)	4.18	7.0	4.4	A+
	9	12	12	-	-	2.90	3.85	3.85	-	-	10.60(3.5-12.0)	2.54(0.25-3.25)	4.18	7.0	4.4	A+
	9	12	14	-	-	2.73	3.63	4.24	-	-	10.60(3.5-12.0)	2.54(0.25-3.25)	4.18	7.0	4.4	A+
	9	12	18	-	-	2.45	3.26	4.89	-	-	10.60(3.5-12.0)	2.54(0.25-3.25)	4.18	7.0	4.4	A+
	9	12	22	-	-	2.22	2.96	5.42	-	-	10.60(3.5-12.0)	2.54(0.25-3.25)	4.18	7.0	4.4	A+
	9	12	24	-	-	2.12	2.83	5.65	-	-	10.60(3.5-12.0)	2.54(0.25-3.25)	4.18	7.0	4.4	A+
	9	14	14	-	-	2.58	4.01	4.01	-	-	10.60(3.5-12.0)	2.54(0.25-3.25)	4.18	7.0	4.4	A+
	9	14	18	-	-	2.33	3.62	4.65	-	-	10.60(3.5-12.0)	2.54(0.25-3.25)	4.18	7.0	4.4	A+
	9	14	22	-	-	2.12	3.30	5.18	-	-	10.60(3.5-12.0)	2.54(0.25-3.25)	4.18	7.0	4.4	A+
	9	14	24	-	-	2.03	3.16	5.41	-	-	10.60(3.5-12.0)	2.54(0.25-3.25)	4.18	7.0	4.4	A+
	9	18	18	-	-	2.12	4.24	4.24	-	-	10.60(3.5-12.0)	2.54(0.25-3.25)	4.18	7.0	4.4	A+
	9	18	22	-	-	1.95	3.89	4.76	-	-	10.60(3.5-12.0)	2.54(0.25-3.25)	4.18	7.0	4.4	A+
	9	18	24	-	-	1.87	3.74	4.99	-	-	10.60(3.5-12.0)	2.54(0.25-3.25)	4.18	7.0	4.4	A+
	12	12	12	-	-	3.53	3.53	3.53	-	-	10.60(3.5-12.0)	2.54(0.25-3.25)	4.18	7.0	4.4	A+
	12	12	14	-	-	3.35	3.35	3.90	-	-	10.60(3.5-12.0)	2.54(0.25-3.25)	4.18	7.0	4.4	A+
	12	12	18	-	-	3.03	3.03	4.54	-	-	10.60(3.5-12.0)	2.54(0.25-3.25)	4.18	7.0	4.4	A+
	12	12	22	-	-	2.77	2.77	5.06	-	-	10.60(3.5-12.0)	2.54(0.25-3.25)	4.18	7.0	4.4	A+
	12	12	24	-	-	2.65	2.65	5.30	-	-	10.60(3.5-12.0)	2.54(0.25-3.25)	4.18	7.0	4.4	A+
	12	14	14	-	-	3.18	3.71	3.71	-	-	10.60(3.5-12.0)	2.54(0.25-3.25)	4.18	7.0	4.4	A+
	12	14	18	-	-	2.89	3.37	4.34	-	-	10.60(3.5-12.0)	2.54(0.25-3.25)	4.18	7.0	4.4	A+
	12	14	22	-	-	2.65	3.09	4.86	-	-	10.60(3.5-12.0)	2.54(0.25-3.25)	4.18	7.0	4.4	A+
	12	14	24	-	-	2.54	2.97	5.09	-	-	10.60(3.5-12.0)	2.54(0.25-3.25)	4.18	7.0	4.4	A+
	12	18	18	-	-	2.64	3.98	3.98	-	-	10.60(3.5-12.0)	2.54(0.25-3.25)	4.18	7.0	4.4	A+
	12	18	22	-	-	2.45	3.67	4.48	-	-	10.60(3.5-12.0)	2.54(0.25-3.25)	4.18	7.0	4.4	A+
	12	18	24	-	-	2.36	3.53	4.71	-	-	10.60(3.5-12.0)	2.54(0.25-3.25)	4.18	7.0	4.4	A+
	14	14	14	-	-	3.53	3.53	3.53	-	-	10.60(3.5-12.0)	2.54(0.25-3.25)	4.18	7.0	4.4	A+
	14	14	18	-	-	3.23	3.23	4.14	-	-	10.60(3.5-12.0)	2.54(0.25-3.25)	4.18	7.0	4.4	A+
	14	14	22	-	-	2.97	2.97	4.66	-	-	10.60(3.5-12.0)	2.54(0.25-3.25)	4.18	7.0	4.4	A+
	14	14	24	-	-	2.85	2.85	4.90	-	-	10.60(3.5-12.0)	2.54(0.25-3.25)	4.18	7.0	4.4	A+
	14	18	18	-	-	2.96	3.82	3.82	-	-	10.60(3.5-12.0)	2.54(0.25-3.25)	4.18	7.0	4.4	A+
	18	18	18	-	-	3.53	3.53	3.53	-	-	10.60(3.5-12.0)	2.54(0.25-3.25)	4.18	7.0	4.4	A+
4-unit connection	7	7	7	7	-	2.40	2.40	2.40	2.40	-	9.60(3.5-11.2)	2.17(0.25-2.87)	4.42	6.5	4.6	A++
	7	7	7	9	-	2.40	2.40	2.40	3.00	-	10.20(3.5-12.0)	2.33(0.25-3.25)	4.37	6.8	4.5	A+
	7	7	7	12	-	2.25	2.25	2.25	3.85	-	10.60(3.5-12.0)	2.44(0.25-3.25)	4.34	7.0	4.5	A+
	7	7	7	14	-	2.12	2.12	2.12	4.24	-	10.60(3.5-12.0)	2.44(0.25-3.25)	4.34	7.0	4.5	A+
	7	7	7	18	-	1.90	1.90	1.90	4.90	-	10.60(3.5-12.0)	2.44(0.25-3.25)	4.34	7.0	4.5	A+
	7	7	7	22	-	1.73	1.73	1.73	5.41	-	10.60(3.5-12.0)	2.44(0.25-3.25)	4.34	7.0	4.5	A+
	7	7	7	24	-	1.65	1.65	1.65	5.65	-	10.60(3.5-12.0)	2.44(0.25-3.25)	4.34	7.0	4.5	A+
	7	7	9	9	-	2.32	2.32	2.98	2.98	-	10.60(3.5-12.0)	2.44(0.25-3.25)	4.34	7.0	4.5	A+
	7	7	9	12	-	2.12	2.12	2.73	3.63	-	10.60(3.5-12.0)	2.44(0.25-3.25)	4.34	7.0	4.5	A+
	7	7	9	14	-	2.01	2.01	2.57	4.01	-	10.60(3.5-12.0)	2.44(0.25-3.25)	4.34	7.0	4.5	A+
	7	7	9	18	-	1.81	1.81	2.33	4.65	-	10.60(3.5-12.0)	2.44(0.25-3.25)	4.34	7.0	4.5	A+
	7	7	9	22	-	1.65	1.65	2.12	5.18	-	10.60(3.5-12.0)	2.44(0.25-3.25)	4.34	7.0	4.5	A+
	7	7	9	24	-	1.58	1.58	2.03	5.41	-	10.60(3.5-12.0)	2.44(0.25-3.25)	4.34	7.0	4.5	A+
	7	7	12	12	-	1.95	1.95	3.35	3.35	-	10.60(3.5-12.0)	2.44(0.25-3.25)	4.34	7.0	4.5	A+
	7	7	12	14	-	1.86	1.86	3.17	3.71	-	10.60(3.5-12.0)	2.44(0.25-3.25)	4.34	7.0	4.5	A+
	7	7	12	18	-	1.69	1.69	2.88	4.34	-	10.60(3.5-12.0)	2.44(0.25-3.25)	4.34	7.0	4.5	A+
	7	7	12	22	-	1.55	1.55	2.64	4.86	-	10.60(3.5-12.0)	2.44(0.25-3.25)	4.34	7.0	4.5	A+
	7	7	12	24	-	1.48	1.48	2.54	5.10	-	10.60(3.5-12.0)	2.44(0.25-3.25)	4.34	7.0	4.5	A+
	7	7	14	14	-	1.77	1.77	3.53	3.53	-	10.60(3.5-12.0)	2.44(0.25-3.25)	4.34	7.0	4.5	A+
	7	7	14	18	-	1.61	1.61	3.23	4.15	-	10.60(3.5-12.0)	2.44(0.25-3.25)	4.34	7.0	4.5	A+
	7	7	14	22	-	1.48	1.48	2.97	4.67	-	10.60(3.5-12.0)	2.44(0.25-3.25)	4.34	7.0	4.5	A+
	7	7	14	24	-	1.43	1.43	2.85	4.89	-	10.60(3.5-12.0)	2.44(0.25-3.25)	4.34	7.0	4.5	A+
	7	7	18	18	-	1.48	1.48	3.82	3.82	-	10.60(3.5-12.0)	2.44(0.25-3.25)	4.34	7.0	4.5	A+
	7	9	9	9	-	2.17	2.81	2.81	2.81	-	10.60(3.5-12.0)	2.44(0.25-3.25)	4.34	7.0	4.5	A+
	7	9	9	12	-	2.00	2.58	2.58	3.44	-	10.60(3.5-12.0)	2.44(0.25-3.25)	4.34	7.0	4.5	A+
	7	9	9	14	-	1.89	2.45	2.45	3.81	-	10.60(3.5-12.0)	2.44(0.25-3.25)	4.34	7.0	4.5	A+
	7	9	9	18	-	1.72	2.22	2.22	4.44	-	10.60(3.5-12.0)	2.44(0.25-3.25)	4.34	7.0	4.5	A+
	7	9	9	22	-	1.58	2.03	2.03	4.96	-	10.60(3.5-12.0)	2.44(0.25-3.25)	4.34	7.0	4.5	A+
	7	9	9	24	-	1.51	1.95	1.95	5.19	-	10.60(3.5-12.0)	2.44(0.25-3.25)	4.34	7.0	4.5	A+
	7	9	12	12	-	1.85	2.39	3.18	3.18	-	10.60(3.5-12.0)	2.44(0.25-3.25)	4.34	7.0	4.5	A+
	7	9	12	14	-	1.77	2.27	3.03	3.53	-	10.60(3.5-12.0)	2.44(0.25-3.25)	4.34	7.0	4.5	A+
	7	9	12	18	-	1.61	2.07	2.77	4.15	-	10.60(3.5-12.0)	2.44(0.25-3.25)	4.34	7.0	4.5	A+
	7	9	12	22	-	1.48	1.91	2.54	4.67	-	10.60(3.5-12.0)	2.44(0.25-3.25)	4.34	7.0	4.5	A+
	7	9	12	24	-	1.43	1.83	2.45	4.89	-	10.60(3.5-12.0)	2.44(0.25-3.25)	4.34	7.0	4.5	A+
	7	9	14	14	-	1.69	2.17	3.37	3.37	-	10.60(3.5-12.0)	2.44(0.25-3.25)	4.34	7.0	4.5	A+
	7	9	14	18	-	1.54	1.99	3.09	3.98	-	10.60(3.5-12.0)	2.44(0.25-3.25)	4.34	7.0	4.5	A+
	7	9	14	22	-	1.43	1.83	2.85	4.49	-	10.60(3.5-12.0)	2.44(0.25-3.25)	4.34	7.0	4.5	A+
	7	9	14	24	-	1.37	1.77	2.75	4.71	-	10.60(3.5-12.0)	2.44(0.25-3.25)	4.34	7.0	4.5	A+
	7	9	18	18	-	1.43	1.83	3.67	3.67	-	10.60(3.5-12.0)	2.44(0.25-3.25)	4.34	7.0	4.5	A+
	7	12	12	12	-	1.72	2.96	2.96	2.96	-	10.60(3.5-12.0)	2.44(0.25-3.25)	4.34	7.0	4.5	A+
	7	12	12	14	-	1.64	2.83	2.83	3.30	-	10.60(3.5-12.0)	2.44(0.25-3.25)	4.34	7.0	4.5	A+
	7	12	12	18	-	1.51	2.60	2.60	3.89	-	10.60(3.5-12.0)	2.44(0.25-3.25)	4.34	7.0	4.5	A+
	7	12	14	14	-	1.57	2.71	3.16	3.16	-	10.60(3.5-12.0)	2.44(0.25-3.25)	4.34	7.0	4.5	A+
	7	12	14	18	-	1.45	2.49	2.91	3.75	-	10.60(3.5-12.0)	2.44(0.25-3.25)	4.34	7.0	4.5	A+
	7	14	14	14	-	1.51	3.03	3.03	3.03	-	10.60(3.5-12.0)	2.44(0.25-3.25)	4.34	7.0	4.5	A+

5-unit Multi-split heating

AOHG36KBTA5	Combination of Indoor Unit					Heating Operation										
						Heating Capacity						Input Power (Min. - Max.)	COP	Seasonal Data		
						Unit 1	Unit 2	Unit 3	Unit 4	Unit 5	Total Capacity (Min. - Max.)			Pdesign	SCOP	Energy efficiency
						kW	kW	kW	kW	kW	kW	kW		kW		
4-unit connection	7	14	14	18	-	1.40	2.80	2.80	3.60	-	10.60(3.5-12.0)	2.44(0.25-3.25)	4.34	7.0	4.5	A+
	9	9	9	9	-	2.65	2.65	2.65	2.65	-	10.60(3.5-12.0)	2.44(0.25-3.25)	4.34	7.0	4.5	A+
	9	9	9	12	-	2.45	2.45	2.45	3.25	-	10.60(3.5-12.0)	2.44(0.25-3.25)	4.34	7.0	4.5	A+
	9	9	9	14	-	2.33	2.33	2.33	3.61	-	10.60(3.5-12.0)	2.44(0.25-3.25)	4.34	7.0	4.5	A+
	9	9	9	18	-	2.12	2.12	2.12	4.24	-	10.60(3.5-12.0)	2.44(0.25-3.25)	4.34	7.0	4.5	A+
	9	9	9	22	-	1.95	1.95	1.95	4.75	-	10.60(3.5-12.0)	2.44(0.25-3.25)	4.34	7.0	4.5	A+
	9	9	9	24	-	1.87	1.87	1.87	4.99	-	10.60(3.5-12.0)	2.44(0.25-3.25)	4.34	7.0	4.5	A+
	9	9	12	12	-	2.27	2.27	3.03	3.03	-	10.60(3.5-12.0)	2.44(0.25-3.25)	4.34	7.0	4.5	A+
	9	9	12	14	-	2.17	2.17	2.89	3.37	-	10.60(3.5-12.0)	2.44(0.25-3.25)	4.34	7.0	4.5	A+
	9	9	12	18	-	1.99	1.99	2.64	3.98	-	10.60(3.5-12.0)	2.44(0.25-3.25)	4.34	7.0	4.5	A+
	9	9	12	22	-	1.83	1.83	2.45	4.49	-	10.60(3.5-12.0)	2.44(0.25-3.25)	4.34	7.0	4.5	A+
	9	9	12	24	-	1.77	1.77	2.35	4.71	-	10.60(3.5-12.0)	2.44(0.25-3.25)	4.34	7.0	4.5	A+
	9	9	14	14	-	2.07	2.07	3.23	3.23	-	10.60(3.5-12.0)	2.44(0.25-3.25)	4.34	7.0	4.5	A+
	9	9	14	18	-	1.91	1.91	2.96	3.82	-	10.60(3.5-12.0)	2.44(0.25-3.25)	4.34	7.0	4.5	A+
	9	9	18	18	-	1.77	1.77	3.53	3.53	-	10.60(3.5-12.0)	2.44(0.25-3.25)	4.34	7.0	4.5	A+
	9	12	12	12	-	2.11	2.83	2.83	2.83	-	10.60(3.5-12.0)	2.44(0.25-3.25)	4.34	7.0	4.5	A+
	9	12	12	14	-	2.02	2.71	2.71	3.16	-	10.60(3.5-12.0)	2.44(0.25-3.25)	4.34	7.0	4.5	A+
	9	12	12	18	-	1.87	2.49	2.49	3.75	-	10.60(3.5-12.0)	2.44(0.25-3.25)	4.34	7.0	4.5	A+
	9	12	14	14	-	1.94	2.60	3.03	3.03	-	10.60(3.5-12.0)	2.44(0.25-3.25)	4.34	7.0	4.5	A+
	9	12	14	18	-	1.80	2.40	2.80	3.60	-	10.60(3.5-12.0)	2.44(0.25-3.25)	4.34	7.0	4.5	A+
	9	14	14	14	-	1.87	2.91	2.91	2.91	-	10.60(3.5-12.0)	2.44(0.25-3.25)	4.34	7.0	4.5	A+
	12	12	12	12	-	2.65	2.65	2.65	2.65	-	10.60(3.5-12.0)	2.44(0.25-3.25)	4.34	7.0	4.5	A+
	12	12	12	14	-	2.54	2.54	2.54	2.98	-	10.60(3.5-12.0)	2.44(0.25-3.25)	4.34	7.0	4.5	A+
	12	12	12	18	-	2.36	2.36	2.36	3.52	-	10.60(3.5-12.0)	2.44(0.25-3.25)	4.34	7.0	4.5	A+
	12	12	14	14	-	2.45	2.45	2.85	2.85	-	10.60(3.5-12.0)	2.44(0.25-3.25)	4.34	7.0	4.5	A+
	12	14	14	14	-	2.35	2.75	2.75	2.75	-	10.60(3.5-12.0)	2.44(0.25-3.25)	4.34	7.0	4.5	A+
5-unit connection	7	7	7	7	7	2.12	2.12	2.12	2.12	2.12	10.60(3.5-12.0)	2.36(0.25-3.25)	4.50	7.0	4.6	A++
	7	7	7	7	9	2.01	2.01	2.01	2.01	2.56	10.60(3.5-12.0)	2.36(0.25-3.25)	4.50	7.0	4.6	A++
	7	7	7	7	12	1.86	1.86	1.86	1.86	3.16	10.60(3.5-12.0)	2.36(0.25-3.25)	4.50	7.0	4.6	A++
	7	7	7	7	14	1.77	1.77	1.77	1.77	3.52	10.60(3.5-12.0)	2.36(0.25-3.25)	4.50	7.0	4.6	A++
	7	7	7	7	18	1.61	1.61	1.61	1.61	4.16	10.60(3.5-12.0)	2.36(0.25-3.25)	4.50	7.0	4.6	A++
	7	7	7	7	22*1	1.48	1.48	1.48	1.48	4.68	10.60(3.5-12.0)	2.36(0.25-3.25)	4.50	7.0	4.6	A++
	7	7	7	7	24	1.43	1.43	1.43	1.43	4.88	10.60(3.5-12.0)	2.36(0.25-3.25)	4.50	7.0	4.6	A++
	7	7	7	9	9	1.90	1.90	1.90	2.45	2.45	10.60(3.5-12.0)	2.36(0.25-3.25)	4.50	7.0	4.6	A++
	7	7	7	9	12	1.77	1.77	1.77	2.26	3.03	10.60(3.5-12.0)	2.36(0.25-3.25)	4.50	7.0	4.6	A++
	7	7	7	9	14	1.69	1.69	1.69	2.16	3.37	10.60(3.5-12.0)	2.36(0.25-3.25)	4.50	7.0	4.6	A++
	7	7	7	9	18	1.55	1.55	1.55	1.99	3.96	10.60(3.5-12.0)	2.36(0.25-3.25)	4.50	7.0	4.6	A++
	7	7	7	9	22*1	1.43	1.43	1.43	1.83	4.48	10.60(3.5-12.0)	2.36(0.25-3.25)	4.50	7.0	4.6	A++
	7	7	7	9	24	1.37	1.37	1.37	1.77	4.72	10.60(3.5-12.0)	2.36(0.25-3.25)	4.50	7.0	4.6	A++
	7	7	7	12	12	1.64	1.64	1.64	2.84	2.84	10.60(3.5-12.0)	2.36(0.25-3.25)	4.50	7.0	4.6	A++
	7	7	7	12	14	1.58	1.58	1.58	2.70	3.16	10.60(3.5-12.0)	2.36(0.25-3.25)	4.50	7.0	4.6	A++
	7	7	7	12	18	1.45	1.45	1.45	2.49	3.76	10.60(3.5-12.0)	2.36(0.25-3.25)	4.50	7.0	4.6	A++
	7	7	7	14	14	1.52	1.52	1.52	3.02	3.02	10.60(3.5-12.0)	2.36(0.25-3.25)	4.50	7.0	4.6	A++
	7	7	7	14	18	1.40	1.40	1.40	2.80	3.60	10.60(3.5-12.0)	2.36(0.25-3.25)	4.50	7.0	4.6	A++
	7	7	9	9	9	1.82	1.82	2.32	2.32	2.32	10.60(3.5-12.0)	2.36(0.25-3.25)	4.50	7.0	4.6	A++
	7	7	9	9	12	1.69	1.69	2.17	2.17	2.88	10.60(3.5-12.0)	2.36(0.25-3.25)	4.50	7.0	4.6	A++
	7	7	9	9	14	1.61	1.61	2.07	2.07	3.24	10.60(3.5-12.0)	2.36(0.25-3.25)	4.50	7.0	4.6	A++
	7	7	9	9	18	1.48	1.48	1.91	1.91	3.82	10.60(3.5-12.0)	2.36(0.25-3.25)	4.50	7.0	4.6	A++
	7	7	9	9	22*1	1.37	1.37	1.77	1.77	4.32	10.60(3.5-12.0)	2.36(0.25-3.25)	4.50	7.0	4.6	A++
	7	7	9	12	12	1.58	1.58	2.02	2.71	2.71	10.60(3.5-12.0)	2.36(0.25-3.25)	4.50	7.0	4.6	A++
	7	7	9	12	14	1.51	1.51	1.95	2.60	3.03	10.60(3.5-12.0)	2.36(0.25-3.25)	4.50	7.0	4.6	A++
	7	7	9	12	18	1.40	1.40	1.80	2.40	3.60	10.60(3.5-12.0)	2.36(0.25-3.25)	4.50	7.0	4.6	A++
	7	7	9	14	14	1.45	1.45	1.88	2.91	2.91	10.60(3.5-12.0)	2.36(0.25-3.25)	4.50	7.0	4.6	A++
	7	7	12	12	12	1.49	1.49	2.54	2.54	2.54	10.60(3.5-12.0)	2.36(0.25-3.25)	4.50	7.0	4.6	A++
	7	7	12	12	14	1.43	1.43	2.45	2.45	2.84	10.60(3.5-12.0)	2.36(0.25-3.25)	4.50	7.0	4.6	A++
	7	7	12	14	14	1.37	1.37	2.36	2.75	2.75	10.60(3.5-12.0)	2.36(0.25-3.25)	4.50	7.0	4.6	A++
	7	9	9	9	9	1.72	2.22	2.22	2.22	2.22	10.60(3.5-12.0)	2.36(0.25-3.25)	4.50	7.0	4.6	A++
	7	9	9	9	12	1.61	2.07	2.07	2.07	2.78	10.60(3.5-12.0)	2.36(0.25-3.25)	4.50	7.0	4.6	A++
	7	9	9	9	14	1.54	1.99	1.99	1.99	3.09	10.60(3.5-12.0)	2.36(0.25-3.25)	4.50	7.0	4.6	A++
	7	9	9	9	18	1.43	1.83	1.83	1.83	3.68	10.60(3.5-12.0)	2.36(0.25-3.25)	4.50	7.0	4.6	A++
	7	9	9	12	12	1.50	1.95	1.95	2.60	2.60	10.60(3.5-12.0)	2.36(0.25-3.25)	4.50	7.0	4.6	A++
	7	9	9	12	14	1.45	1.87	1.87	2.49	2.92	10.60(3.5-12.0)	2.36(0.25-3.25)	4.50	7.0	4.6	A++
	7	9	9	14	14	1.40	1.80	1.80	2.80	2.80	10.60(3.5-12.0)	2.36(0.25-3.25)	4.50	7.0	4.6	A++
	7	9	12	12	12	1.42	1.83	2.45	2.45	2.45	10.60(3.5-12.0)	2.36(0.25-3.25)	4.50	7.0	4.6	A++
	7	9	12	12	14	1.36	1.77	2.36	2.36	2.75	10.60(3.5-12.0)	2.36(0.25-3.25)	4.50	7.0	4.6	A++
	9	9	9	9	9	2.12	2.12	2.12	2.12	2.12	10.60(3.5-12.0)	2.36(0.25-3.25)	4.50	7.0	4.6	A++
	9	9	9	9	12	1.99	1.99	1.99	1.99	2.64	10.60(3.5-12.0)	2.36(0.25-3.25)	4.50	7.0	4.6	A++
	9	9	9	9	14	1.91	1.91	1.91	1.91	2.96	10.60(3.5-12.0)	2.36(0.25-3.25)	4.50	7.0	4.6	A++
	9	9	9	9	18	1.77	1.77	1.77	1.77	3.52	10.60(3.5-12.0)	2.36(0.25-3.25)	4.50	7.0	4.6	A++
	9	9	9	12	12	1.88	1.88	1.88	2.48	2.48	10.60(3.5-12.0)	2.36(0.25-3.25)	4.50	7.0	4.6	A++
	9	9	9	12	14	1.80	1.80	1.80	2.40	2.80	10.60(3.5-12.0)	2.36(0.25-3.25)	4.50	7.0	4.6	A++
	9	9	12	12	12	1.76	1.76	2.36	2.36	2.36	10.60(3.5-12.0)	2.36(0.25-3.25)	4.50	7.0	4.6	A++

Note:
- •7:7000Btu/h / 9:9000Btu/h / 12:12000Btu/h / 14:14000Btu/h / 18:18000Btu/h / 22:22000Btu/h / 24:24000Btu/h models
- •The above is the value for connecting with Wall Mounted type.
- •2 or more indoor units should be connected.
- •Heating capacity is based on 20°CDB (indoor temperature), 7°CDB/6°CWB (outdoor temperature).
- •Pipe Length: 5 m, Height difference: 0 m (Outdoor unit to Indoor unit)
- •The Total ability of connected indoor unit is up to 54000Btu from 27000Btu.
- *1: As for the 22 model, wall-mounted type indoor unit is only connectable.

6-unit Multi-split Combination Table–Cooling

6-unit Multi-split cooling

AOHG45LBLA6	Combination of Indoor Unit						Cooling Operation								
							Cooling Capacity							Input Power (Min. - Max.)	EER
							Unit 1	Unit 2	Unit 3	Unit 4	Unit 5	Unit 6	Total Capacity (Min. - Max.)		
							kW	kW	kW	kW	kW	kW	kW	kW	
2-unit connection	12	24	-	-	-	-	3.50	7.00	-	-	-	-	10.5 (3.5-11.5)	3.06 (0.8-3.32)	3.43
	14	24	-	-	-	-	4.00	7.00	-	-	-	-	11.0 (3.5-12.1)	3.28 (0.8-3.70)	3.35
	18	18	-	-	-	-	5.00	5.00	-	-	-	-	10.0 (3.5-11.5)	2.92 (0.8-3.32)	3.42
	18	24	-	-	-	-	5.00	7.00	-	-	-	-	12.0 (3.5-13.4)	3.75 (0.8-4.46)	3.20
	24	24	-	-	-	-	6.25	6.25	-	-	-	-	12.5 (3.5-14.0)	4.01 (0.8-4.84)	3.12
3-unit connection	7	7	24	-	-	-	2.00	2.00	7.00	-	-	-	11.0 (3.5-12.1)	3.19 (0.8-3.70)	3.45
	7	9	18	-	-	-	2.00	2.50	5.00	-	-	-	9.5 (3.5-10.8)	2.55 (0.8-2.93)	3.73
	7	9	24	-	-	-	2.00	2.50	7.00	-	-	-	11.5 (3.5-12.7)	3.41 (0.8-4.08)	3.37
	7	12	18	-	-	-	2.00	3.50	5.00	-	-	-	10.5 (3.5-11.8)	3.02 (0.8-3.51)	3.48
	7	12	24	-	-	-	2.00	3.50	6.90	-	-	-	12.4 (3.5-13.7)	3.82 (0.8-4.65)	3.25
	7	14	14	-	-	-	2.00	4.00	4.00	-	-	-	10.0 (3.5-11.1)	2.81 (0.8-3.13)	3.56
	7	14	18	-	-	-	2.00	4.00	5.00	-	-	-	11.0 (3.5-12.4)	3.23 (0.8-3.89)	3.41
	7	14	24	-	-	-	1.94	3.89	6.67	-	-	-	12.5 (3.5-14.0)	3.89 (0.8-4.84)	3.21
	7	18	18	-	-	-	2.00	5.00	5.00	-	-	-	12.0 (3.5-13.7)	3.69 (0.8-4.65)	3.25
	7	18	24	-	-	-	1.79	4.59	6.12	-	-	-	12.5 (3.5-14.0)	3.87 (0.8-4.84)	3.23
	7	24	24	-	-	-	1.60	5.45	5.45	-	-	-	12.5 (3.5-14.0)	3.83 (0.8-4.84)	3.26
	9	9	18	-	-	-	2.50	2.50	5.00	-	-	-	10.0 (3.5-11.5)	2.84 (0.8-3.32)	3.52
	9	9	24	-	-	-	2.50	2.50	7.00	-	-	-	12.0 (3.5-13.4)	3.65 (0.8-4.46)	3.29
	9	12	14	-	-	-	2.50	3.50	4.00	-	-	-	10.0 (3.5-11.1)	2.81 (0.8-3.13)	3.56
	9	12	18	-	-	-	2.50	3.50	5.00	-	-	-	11.0 (3.5-12.4)	3.23 (0.8-3.89)	3.41
	9	12	24	-	-	-	2.50	3.33	6.67	-	-	-	12.5 (3.5-14.0)	3.89 (0.8-4.84)	3.21
	9	14	14	-	-	-	2.50	4.00	4.00	-	-	-	10.5 (3.5-11.8)	3.02 (0.8-3.51)	3.48
	9	14	18	-	-	-	2.50	4.00	5.00	-	-	-	11.5 (3.5-13.0)	3.45 (0.8-4.27)	3.33
	9	14	24	-	-	-	2.40	3.72	6.38	-	-	-	12.5 (3.5-14.0)	3.88 (0.8-4.84)	3.22
	9	18	18	-	-	-	2.50	5.00	5.00	-	-	-	12.5 (3.5-14.0)	3.89 (0.8-4.84)	3.21
	9	18	24	-	-	-	2.21	4.41	5.88	-	-	-	12.5 (3.5-14.0)	3.86 (0.8-4.84)	3.24
	9	24	24	-	-	-	1.98	5.26	5.26	-	-	-	12.5 (3.5-14.0)	3.82 (0.8-4.84)	3.27
	12	12	12	-	-	-	3.50	3.50	3.50	-	-	-	10.5 (3.5-11.5)	2.98 (0.8-3.32)	3.52
	12	12	14	-	-	-	3.50	3.50	4.00	-	-	-	11.0 (3.5-12.1)	3.19 (0.8-3.70)	3.45
	12	12	18	-	-	-	3.50	3.50	5.00	-	-	-	12.0 (3.5-13.4)	3.65 (0.8-4.46)	3.29
	12	12	24	-	-	-	3.13	3.13	6.24	-	-	-	12.5 (3.5-14.0)	3.87 (0.8-4.84)	3.23
	12	14	14	-	-	-	3.50	4.00	4.00	-	-	-	11.5 (3.5-12.7)	3.41 (0.8-4.08)	3.37
	12	14	18	-	-	-	3.50	4.00	5.00	-	-	-	12.5 (3.5-14.0)	3.89 (0.8-4.84)	3.21
	12	14	24	-	-	-	3.00	3.50	6.00	-	-	-	12.5 (3.5-14.0)	3.86 (0.8-4.84)	3.24
	12	18	18	-	-	-	3.12	4.69	4.69	-	-	-	12.5 (3.5-14.0)	3.87 (0.8-4.84)	3.23
	12	18	24	-	-	-	2.78	4.17	5.55	-	-	-	12.5 (3.5-14.0)	3.85 (0.8-4.84)	3.25
	12	24	24	-	-	-	2.50	5.00	5.00	-	-	-	12.5 (3.5-14.0)	3.81 (0.8-4.84)	3.28
	14	14	14	-	-	-	4.00	4.00	4.00	-	-	-	12.0 (3.5-13.4)	3.65 (0.8-4.46)	3.29
	14	14	18	-	-	-	3.80	3.80	4.90	-	-	-	12.5 (3.5-14.0)	3.88 (0.8-4.84)	3.22
	14	14	24	-	-	-	3.37	3.37	5.76	-	-	-	12.5 (3.5-14.0)	3.85 (0.8-4.84)	3.25
	14	18	18	-	-	-	3.50	4.50	4.50	-	-	-	12.5 (3.5-14.0)	3.86 (0.8-4.84)	3.24
	14	18	24	-	-	-	3.13	4.02	5.35	-	-	-	12.5 (3.5-14.0)	3.83 (0.8-4.84)	3.26
	14	24	24	-	-	-	2.82	4.84	4.84	-	-	-	12.5 (3.5-14.0)	3.80 (0.8-4.84)	3.29
	18	18	18	-	-	-	4.17	4.17	4.17	-	-	-	12.5 (3.5-14.0)	3.85 (0.8-4.84)	3.25
	18	18	24	-	-	-	3.75	3.75	5.00	-	-	-	12.5 (3.5-14.0)	3.81 (0.8-4.84)	3.28
4-unit connection	7	7	7	14	-	-	2.00	2.00	2.00	4.00	-	-	10.0 (3.5-11.1)	2.50 (0.8-3.13)	4.00
	7	7	7	18	-	-	2.00	2.00	2.00	5.00	-	-	11.0 (3.5-12.4)	3.06 (0.8-3.89)	3.59
	7	7	7	24	-	-	1.94	1.94	1.94	6.68	-	-	12.5 (3.5-14.0)	3.77 (0.8-4.84)	3.32
	7	7	9	12	-	-	2.00	2.00	2.50	3.50	-	-	10.0 (3.5-11.1)	2.50 (0.8-3.13)	4.00
	7	7	9	14	-	-	2.00	2.00	2.50	4.00	-	-	10.5 (3.5-11.8)	2.79 (0.8-3.51)	3.76
	7	7	9	18	-	-	2.00	2.00	2.50	5.00	-	-	11.5 (3.5-13.0)	3.33 (0.8-4.27)	3.45
	7	7	9	24	-	-	1.86	1.86	2.39	6.39	-	-	12.5 (3.5-14.0)	3.75 (0.8-4.84)	3.33
	7	7	12	12	-	-	2.00	2.00	3.50	3.50	-	-	11.0 (3.5-12.1)	3.00 (0.8-3.70)	3.67
	7	7	12	14	-	-	2.00	2.00	3.50	4.00	-	-	11.5 (3.5-12.7)	3.27 (0.8-4.08)	3.52
	7	7	12	18	-	-	2.00	2.00	3.50	5.00	-	-	12.5 (3.5-14.0)	3.78 (0.8-4.84)	3.31
	7	7	12	24	-	-	1.75	1.75	3.00	6.00	-	-	12.5 (3.5-14.0)	3.74 (0.8-4.84)	3.34
	7	7	14	14	-	-	2.00	2.00	4.00	4.00	-	-	12.0 (3.5-13.4)	3.51 (0.8-4.46)	3.42
	7	7	14	18	-	-	1.90	1.90	3.80	4.90	-	-	12.5 (3.5-14.0)	3.77 (0.8-4.84)	3.32
	7	7	14	24	-	-	1.68	1.68	3.37	5.77	-	-	12.5 (3.5-14.0)	3.73 (0.8-4.84)	3.35
	7	7	18	18	-	-	1.75	1.75	4.50	4.50	-	-	12.5 (3.5-14.0)	3.74 (0.8-4.84)	3.34
	7	7	18	24	-	-	1.56	1.56	4.02	5.36	-	-	12.5 (3.5-14.0)	3.70 (0.8-4.84)	3.38
	7	7	24	24	-	-	1.41	1.41	4.84	4.84	-	-	12.5 (3.5-14.0)	3.67 (0.8-4.84)	3.41
	7	9	9	9	-	-	2.00	2.50	2.50	2.50	-	-	9.5 (3.5-10.8)	2.31 (0.8-2.93)	4.11
	7	9	9	12	-	-	2.00	2.50	2.50	3.50	-	-	10.5 (3.5-11.8)	2.79 (0.8-3.51)	3.76
	7	9	9	14	-	-	2.00	2.50	2.50	4.00	-	-	11.0 (3.5-12.4)	3.06 (0.8-3.89)	3.59
	7	9	9	18	-	-	2.00	2.50	2.50	5.00	-	-	12.0 (3.5-13.7)	3.57 (0.8-4.65)	3.36
	7	9	9	24	-	-	1.79	2.30	2.30	6.11	-	-	12.5 (3.5-14.0)	3.74 (0.8-4.84)	3.34
	7	9	12	12	-	-	2.00	2.50	3.50	3.50	-	-	11.5 (3.5-12.7)	3.27 (0.8-4.08)	3.52
	7	9	12	14	-	-	2.00	2.50	3.50	4.00	-	-	12.0 (3.5-13.4)	3.51 (0.8-4.46)	3.42
	7	9	12	18	-	-	1.90	2.45	3.26	4.89	-	-	12.5 (3.5-14.0)	3.77 (0.8-4.84)	3.32
	7	9	12	24	-	-	1.68	2.16	2.88	5.78	-	-	12.5 (3.5-14.0)	3.73 (0.8-4.84)	3.35
	7	9	14	14	-	-	2.00	2.50	4.00	4.00	-	-	12.5 (3.5-14.0)	3.78 (0.8-4.84)	3.31
	7	9	14	18	-	-	1.82	2.34	3.65	4.69	-	-	12.5 (3.5-14.0)	3.75 (0.8-4.84)	3.33
	7	9	14	24	-	-	1.62	2.08	3.24	5.56	-	-	12.5 (3.5-14.0)	3.71 (0.8-4.84)	3.37
	7	9	18	18	-	-	1.68	2.16	4.33	4.33	-	-	12.5 (3.5-14.0)	3.73 (0.8-4.84)	3.35
	7	9	18	24	-	-	1.51	1.94	3.88	5.17	-	-	12.5 (3.5-14.0)	3.69 (0.8-4.84)	3.39
	7	12	12	12	-	-	1.90	3.50	3.50	3.50	-	-	12.4 (3.5-13.7)	3.69 (0.8-4.65)	3.36
	7	12	12	14	-	-	1.94	3.33	3.33	3.90	-	-	12.5 (3.5-14.0)	3.77 (0.8-4.84)	3.32
	7	12	12	18	-	-	1.79	3.06	3.06	4.59	-	-	12.5 (3.5-14.0)	3.74 (0.8-4.84)	3.34
	7	12	12	24	-	-	1.59	2.73	2.73	5.45	-	-	12.5 (3.5-14.0)	3.71 (0.8-4.84)	3.37
	7	12	14	14	-	-	1.87	3.19	3.72	3.72	-	-	12.5 (3.5-14.0)	3.75 (0.8-4.84)	3.33
	7	12	14	18	-	-	1.72	2.94	3.43	4.41	-	-	12.5 (3.5-14.0)	3.73 (0.8-4.84)	3.35
	7	12	14	24	-	-	1.54	2.63	3.07	5.26	-	-	12.5 (3.5-14.0)	3.70 (0.8-4.84)	3.38
	7	12	18	18	-	-	1.59	2.73	4.09	4.09	-	-	12.5 (3.5-14.0)	3.71 (0.8-4.84)	3.37
	7	12	18	24	-	-	1.43	2.46	3.69	4.92	-	-	12.5 (3.5-14.0)	3.68 (0.8-4.84)	3.40
	7	14	14	14	-	-	1.79	3.57	3.57	3.57	-	-	12.5 (3.5-14.0)	3.74 (0.8-4.84)	3.34
	7	14	14	18	-	-	1.65	3.30	3.30	4.25	-	-	12.5 (3.5-14.0)	3.72 (0.8-4.84)	3.36
	7	14	14	24	-	-	1.48	2.97	2.97	5.08	-	-	12.5 (3.5-14.0)	3.69 (0.8-4.84)	3.39
	7	14	18	18	-	-	1.53	3.07	3.95	3.95	-	-	12.5 (3.5-14.0)	3.70 (0.8-4.84)	3.38
	7	18	18	18	-	-	1.43	3.69	3.69	3.69	-	-	12.5 (3.5-14.0)	3.68 (0.8-4.84)	3.40
	9	9	9	9	-	-	2.50	2.50	2.50	2.50	-	-	10.0 (3.5-11.5)	2.59 (0.8-3.32)	3.86
	9	9	9	12	-	-	2.50	2.50	2.50	3.50	-	-	11.0 (3.5-12.4)	3.06 (0.8-3.89)	3.59
	9	9	9	14	-	-	2.50	2.50	2.50	4.00	-	-	11.5 (3.5-13.0)	3.33 (0.8-4.27)	3.45
	9	9	9	18	-	-	2.50	2.50	2.50	5.00	-	-	12.5 (3.5-14.0)	3.77 (0.8-4.84)	3.32
	9	9	9	24	-	-	2.21	2.21	2.21	5.87	-	-	12.5 (3.5-14.0)	3.73 (0.8-4.84)	3.35
	9	9	12	12	-	-	2.50	2.50	3.50	3.50	-	-	12.0 (3.5-13.4)	3.51 (0.8-4.46)	3.42
	9	9	12	14	-	-	2.50	2.50	3.50	4.00	-	-	12.5 (3.5-14.0)	3.78 (0.8-4.84)	3.31
	9	9	12	18	-	-	2.34	2.34	3.13	4.69	-	-	12.5 (3.5-14.0)	3.75 (0.8-4.84)	3.33
	9	9	12	24	-	-	2.08	2.08	2.78	5.56	-	-	12.5 (3.5-14.0)	3.71 (0.8-4.84)	3.37
	9	9	14	14	-	-	2.45	2.45	3.80	3.80	-	-	12.5 (3.5-14.0)	3.77 (0.8-4.84)	3.32
	9	9	14	18	-	-	2.25	2.25	3.50	4.50	-	-	12.5 (3.5-14.0)	3.74 (0.8-4.84)	3.34
	9	9	14	24	-	-	2.01	2.01	3.13	5.35	-	-	12.5 (3.5-14.0)	3.70 (0.8-4.84)	3.38
	9	9	18	18	-	-	2.08	2.08	4.17	4.17	-	-	12.5 (3.5-14.0)	3.71 (0.8-4.84)	3.37
	9	9	18	24	-	-	1.88	1.88	3.75	4.99	-	-	12.5 (3.5-14.0)	3.68 (0.8-4.84)	3.40
	9	12	12	12	-	-	2.51	3.33	3.33	3.33	-	-	12.5 (3.5-14.0)	3.77 (0.8-4.84)	3.32
	9	12	12	14	-	-	2.39	3.19	3.19	3.73	-	-	12.5 (3.5-14.0)	3.75 (0.8-4.84)	3.33
	9	12	12	18	-	-	2.21	2.94	2.94	4.41	-	-	12.5 (3.5-14.0)	3.73 (0.8-4.84)	3.35
	9	12	12	24	-	-	1.97	2.63	2.63	5.27	-	-	12.5 (3.5-14.0)	3.70 (0.8-4.84)	3.38
	9	12	14	14	-	-	2.30	3.06	3.57	3.57	-	-	12.5 (3.5-14.0)	3.74 (0.8-4.84)	3.34
	9	12	14	18	-	-	2.12	2.83	3.30	4.25	-	-	12.5 (3.5-14.0)	3.72 (0.8-4.84)	3.36
	9	12	14	24	-	-	1.91	2.54	2.97	5.08	-	-	12.5 (3.5-14.0)	3.69 (0.8-4.84)	3.39
	9	12	18	18	-	-	1.97	2.63	3.95	3.95	-	-	12.5 (3.5-14.0)	3.70 (0.8-4.84)	3.38
	9	14	14	14	-	-	2.21	3.43	3.43	3.43	-	-	12.5 (3.5-14.0)	3.73 (0.8-4.84)	3.35
	9	14	14	18	-	-	2.05	3.18	3.18	4.09	-	-	12.5 (3.5-14.0)	3.71 (0.8-4.84)	3.37
	9	14	14	24	-	-	1.84	2.87	2.87	4.92	-	-	12.5 (3.5-14.0)	3.68 (0.8-4.84)	3.40
	9	14	18	18	-	-	1.91	2.97	3.81	3.81	-	-	12.5 (3.5-14.0)	3.69 (0.8-4.84)	3.39

6-unit Multi-split cooling

AOHG45LBLA6	Combination of Indoor Unit						Cooling Operation								
							Cooling Capacity							Input Power (Min. - Max.)	EER
							Unit 1	Unit 2	Unit 3	Unit 4	Unit 5	Unit 6	Total Capacity (Min. - Max.)		
							kW	kW	kW	kW	kW	kW	kW	kW	
4-unit connection	12	12	12	12	-	-	3.13	3.13	3.13	3.13	-	-	12.5 (3.5-14.0)	3.75 (0.8-4.84)	3.33
	12	12	12	14	-	-	3.00	3.00	3.00	3.50	-	-	12.5 (3.5-14.0)	3.74 (0.8-4.84)	3.34
	12	12	12	18	-	-	2.78	2.78	2.78	4.16	-	-	12.5 (3.5-14.0)	3.71 (0.8-4.84)	3.37
	12	12	12	24	-	-	2.50	2.50	2.50	5.00	-	-	12.5 (3.5-14.0)	3.68 (0.8-4.84)	3.40
	12	12	14	14	-	-	2.88	2.88	3.37	3.37	-	-	12.5 (3.5-14.0)	3.73 (0.8-4.84)	3.35
	12	12	14	18	-	-	2.68	2.68	3.13	4.01	-	-	12.5 (3.5-14.0)	3.70 (0.8-4.84)	3.38
	12	12	14	24	-	-	2.42	2.42	2.82	4.84	-	-	12.5 (3.5-14.0)	3.67 (0.8-4.84)	3.41
	12	12	18	18	-	-	2.50	2.50	3.75	3.75	-	-	12.5 (3.5-14.0)	3.68 (0.8-4.84)	3.40
	12	14	14	14	-	-	2.78	3.24	3.24	3.24	-	-	12.5 (3.5-14.0)	3.71 (0.8-4.84)	3.37
	12	14	14	18	-	-	2.59	3.02	3.02	3.87	-	-	12.5 (3.5-14.0)	3.69 (0.8-4.84)	3.39
	12	14	18	18	-	-	2.42	2.82	3.63	3.63	-	-	12.5 (3.5-14.0)	3.67 (0.8-4.84)	3.41
5-unit connection	7	7	7	7	7	-	2.00	2.00	2.00	2.00	2.00	-	10.0 (3.5-11.1)	2.44 (0.8-3.13)	4.10
	7	7	7	7	9	-	2.00	2.00	2.00	2.00	2.50	-	10.5 (3.5-11.8)	2.72 (0.8-3.51)	3.86
	7	7	7	7	12	-	2.00	2.00	2.00	2.00	3.50	-	11.5 (3.5-12.7)	3.18 (0.8-4.08)	3.62
	7	7	7	7	14	-	2.00	2.00	2.00	2.00	4.00	-	12.0 (3.5-13.4)	3.41 (0.8-4.46)	3.52
	7	7	7	7	18	-	1.90	1.90	1.90	1.90	4.90	-	12.5 (3.5-14.0)	3.65 (0.8-4.84)	3.42
	7	7	7	7	24	-	1.68	1.68	1.68	1.68	5.78	-	12.5 (3.5-14.0)	3.61 (0.8-4.84)	3.46
	7	7	7	9	9	-	2.00	2.00	2.00	2.50	2.50	-	11.0 (3.5-12.4)	2.98 (0.8-3.89)	3.69
	7	7	7	9	12	-	2.00	2.00	2.00	2.50	3.50	-	12.0 (3.5-13.4)	3.41 (0.8-4.46)	3.52
	7	7	7	9	14	-	2.00	2.00	2.00	2.50	4.00	-	12.5 (3.5-14.0)	3.67 (0.8-4.84)	3.41
	7	7	7	9	18	-	1.82	1.82	1.82	2.34	4.70	-	12.5 (3.5-14.0)	3.64 (0.8-4.84)	3.43
	7	7	7	9	24	-	1.62	1.62	1.62	2.08	5.56	-	12.5 (3.5-14.0)	3.60 (0.8-4.84)	3.47
	7	7	7	12	12	-	1.94	1.94	1.94	3.34	3.34	-	12.5 (3.5-14.0)	3.65 (0.8-4.84)	3.42
	7	7	7	12	14	-	1.86	1.86	1.86	3.19	3.73	-	12.5 (3.5-14.0)	3.64 (0.8-4.84)	3.43
	7	7	7	12	18	-	1.72	1.72	1.72	2.94	4.40	-	12.5 (3.5-14.0)	3.62 (0.8-4.84)	3.45
	7	7	7	12	24	-	1.54	1.54	1.54	2.63	5.25	-	12.5 (3.5-14.0)	3.58 (0.8-4.84)	3.49
	7	7	7	14	14	-	1.79	1.79	1.79	3.57	3.57	-	12.5 (3.5-14.0)	3.63 (0.8-4.84)	3.44
	7	7	7	14	18	-	1.65	1.65	1.65	3.30	4.25	-	12.5 (3.5-14.0)	3.60 (0.8-4.84)	3.47
	7	7	7	14	24	-	1.48	1.48	1.48	2.97	5.09	-	12.5 (3.5-14.0)	3.57 (0.8-4.84)	3.50
	7	7	7	18	18	-	1.54	1.54	1.54	3.94	3.94	-	12.5 (3.5-14.0)	3.58 (0.8-4.84)	3.49
	7	7	9	9	9	-	2.00	2.00	2.50	2.50	2.50	-	11.5 (3.5-13.0)	3.24 (0.8-4.27)	3.55
	7	7	9	9	12	-	2.00	2.00	2.50	2.50	3.50	-	12.5 (3.5-14.0)	3.67 (0.8-4.84)	3.41
	7	7	9	9	14	-	1.90	1.90	2.45	2.45	3.80	-	12.5 (3.5-14.0)	3.65 (0.8-4.84)	3.42
	7	7	9	9	18	-	1.75	1.75	2.25	2.25	4.50	-	12.5 (3.5-14.0)	3.62 (0.8-4.84)	3.45
	7	7	9	9	24	-	1.56	1.56	2.01	2.01	5.36	-	12.5 (3.5-14.0)	3.59 (0.8-4.84)	3.48
	7	7	9	12	12	-	1.86	1.86	2.40	3.19	3.19	-	12.5 (3.5-14.0)	3.64 (0.8-4.84)	3.43
	7	7	9	12	14	-	1.79	1.79	2.30	3.06	3.56	-	12.5 (3.5-14.0)	3.63 (0.8-4.84)	3.44
	7	7	9	12	18	-	1.65	1.65	2.12	2.83	4.25	-	12.5 (3.5-14.0)	3.60 (0.8-4.84)	3.47
	7	7	9	12	24	-	1.48	1.48	1.91	2.54	5.09	-	12.5 (3.5-14.0)	3.57 (0.8-4.84)	3.50
	7	7	9	14	14	-	1.72	1.72	2.20	3.43	3.43	-	12.5 (3.5-14.0)	3.62 (0.8-4.84)	3.45
	7	7	9	14	18	-	1.59	1.59	2.05	3.18	4.09	-	12.5 (3.5-14.0)	3.59 (0.8-4.84)	3.48
	7	7	9	14	24	-	1.43	1.43	1.84	2.87	4.93	-	12.5 (3.5-14.0)	3.56 (0.8-4.84)	3.51
	7	7	9	18	18	-	1.48	1.48	1.92	3.81	3.81	-	12.5 (3.5-14.0)	3.57 (0.8-4.84)	3.50
	7	7	12	12	12	-	1.75	1.75	3.00	3.00	3.00	-	12.5 (3.5-14.0)	3.62 (0.8-4.84)	3.45
	7	7	12	12	14	-	1.68	1.68	2.88	2.88	3.38	-	12.5 (3.5-14.0)	3.61 (0.8-4.84)	3.46
	7	7	12	12	18	-	1.56	1.56	2.68	2.68	4.02	-	12.5 (3.5-14.0)	3.59 (0.8-4.84)	3.48
	7	7	12	12	24	-	1.41	1.41	2.42	2.42	4.84	-	12.5 (3.5-14.0)	3.55 (0.8-4.84)	3.52
	7	7	12	14	14	-	1.62	1.62	2.78	3.24	3.24	-	12.5 (3.5-14.0)	3.60 (0.8-4.84)	3.47
	7	7	12	14	18	-	1.51	1.51	2.59	3.02	3.87	-	12.5 (3.5-14.0)	3.57 (0.8-4.84)	3.50
	7	7	12	18	18	-	1.41	1.41	2.42	3.63	3.63	-	12.5 (3.5-14.0)	3.55 (0.8-4.84)	3.52
	7	7	14	14	14	-	1.56	1.56	3.13	3.13	3.13	-	12.5 (3.5-14.0)	3.59 (0.8-4.84)	3.48
	7	7	14	14	18	-	1.46	1.46	2.92	2.92	3.74	-	12.5 (3.5-14.0)	3.56 (0.8-4.84)	3.51
	7	9	9	9	9	-	2.00	2.50	2.50	2.50	2.50	-	12.0 (3.5-13.7)	3.47 (0.8-4.65)	3.46
	7	9	9	9	12	-	1.90	2.45	2.45	2.45	3.25	-	12.5 (3.5-14.0)	3.65 (0.8-4.84)	3.42
	7	9	9	9	14	-	1.82	2.34	2.34	2.34	3.66	-	12.5 (3.5-14.0)	3.64 (0.8-4.84)	3.43
	7	9	9	9	18	-	1.68	2.16	2.16	2.16	4.34	-	12.5 (3.5-14.0)	3.61 (0.8-4.84)	3.46
	7	9	9	9	24	-	1.51	1.94	1.94	1.94	5.17	-	12.5 (3.5-14.0)	3.57 (0.8-4.84)	3.50
	7	9	9	12	12	-	1.78	2.30	2.30	3.06	3.06	-	12.5 (3.5-14.0)	3.63 (0.8-4.84)	3.44
	7	9	9	12	14	-	1.72	2.21	2.21	2.94	3.42	-	12.5 (3.5-14.0)	3.62 (0.8-4.84)	3.45
	7	9	9	12	18	-	1.59	2.05	2.05	2.73	4.08	-	12.5 (3.5-14.0)	3.59 (0.8-4.84)	3.48
	7	9	9	12	24	-	1.43	1.84	1.84	2.46	4.93	-	12.5 (3.5-14.0)	3.56 (0.8-4.84)	3.51
	7	9	9	14	14	-	1.66	2.12	2.12	3.30	3.30	-	12.5 (3.5-14.0)	3.60 (0.8-4.84)	3.47
	7	9	9	14	18	-	1.54	1.97	1.97	3.07	3.95	-	12.5 (3.5-14.0)	3.58 (0.8-4.84)	3.49
	7	9	9	18	18	-	1.44	1.84	1.84	3.69	3.69	-	12.5 (3.5-14.0)	3.56 (0.8-4.84)	3.51
	7	9	12	12	12	-	1.69	2.17	2.88	2.88	2.88	-	12.5 (3.5-14.0)	3.61 (0.8-4.84)	3.46
	7	9	12	12	14	-	1.62	2.08	2.78	2.78	3.24	-	12.5 (3.5-14.0)	3.60 (0.8-4.84)	3.47
	7	9	12	12	18	-	1.51	1.94	2.59	2.59	3.87	-	12.5 (3.5-14.0)	3.57 (0.8-4.84)	3.50
	7	9	12	14	14	-	1.55	2.01	2.68	3.13	3.13	-	12.5 (3.5-14.0)	3.59 (0.8-4.84)	3.48
	7	9	12	14	18	-	1.46	1.88	2.50	2.92	3.74	-	12.5 (3.5-14.0)	3.56 (0.8-4.84)	3.51
	7	9	14	14	14	-	1.50	1.94	3.02	3.02	3.02	-	12.5 (3.5-14.0)	3.57 (0.8-4.84)	3.50
	7	9	14	14	18	-	1.41	1.81	2.82	2.82	3.64	-	12.5 (3.5-14.0)	3.55 (0.8-4.84)	3.52
	7	12	12	12	12	-	1.58	2.73	2.73	2.73	2.73	-	12.5 (3.5-14.0)	3.59 (0.8-4.84)	3.48
	7	12	12	12	14	-	1.54	2.63	2.63	2.63	3.07	-	12.5 (3.5-14.0)	3.58 (0.8-4.84)	3.49
	7	12	12	12	18	-	1.43	2.46	2.46	2.46	3.69	-	12.5 (3.5-14.0)	3.56 (0.8-4.84)	3.51
	7	12	12	14	14	-	1.48	2.54	2.54	2.97	2.97	-	12.5 (3.5-14.0)	3.57 (0.8-4.84)	3.50
	7	12	14	14	14	-	1.43	2.46	2.87	2.87	2.87	-	12.5 (3.5-14.0)	3.56 (0.8-4.84)	3.51
	9	9	9	9	9	-	2.50	2.50	2.50	2.50	2.50	-	12.5 (3.5-14.0)	3.65 (0.8-4.84)	3.42
	9	9	9	9	12	-	2.34	2.34	2.34	2.34	3.14	-	12.5 (3.5-14.0)	3.64 (0.8-4.84)	3.43
	9	9	9	9	14	-	2.25	2.25	2.25	2.25	3.50	-	12.5 (3.5-14.0)	3.62 (0.8-4.84)	3.45
	9	9	9	9	18	-	2.08	2.08	2.08	2.08	4.18	-	12.5 (3.5-14.0)	3.60 (0.8-4.84)	3.47
	9	9	9	9	24	-	1.88	1.88	1.88	1.88	4.98	-	12.5 (3.5-14.0)	3.56 (0.8-4.84)	3.51
	9	9	9	12	12	-	2.21	2.21	2.21	2.94	2.94	-	12.5 (3.5-14.0)	3.62 (0.8-4.84)	3.45
	9	9	9	12	14	-	2.12	2.12	2.12	2.83	3.31	-	12.5 (3.5-14.0)	3.60 (0.8-4.84)	3.47
	9	9	9	12	18	-	1.97	1.97	1.97	2.63	3.96	-	12.5 (3.5-14.0)	3.58 (0.8-4.84)	3.49
	9	9	9	14	14	-	2.05	2.05	2.05	3.18	3.18	-	12.5 (3.5-14.0)	3.59 (0.8-4.84)	3.48
	9	9	9	14	18	-	1.91	1.91	1.91	2.97	3.80	-	12.5 (3.5-14.0)	3.57 (0.8-4.84)	3.50
	9	9	12	12	12	-	2.08	2.08	2.78	2.78	2.78	-	12.5 (3.5-14.0)	3.60 (0.8-4.84)	3.47
	9	9	12	12	14	-	2.01	2.01	2.68	2.68	3.12	-	12.5 (3.5-14.0)	3.59 (0.8-4.84)	3.48
	9	9	12	12	18	-	1.88	1.88	2.50	2.50	3.74	-	12.5 (3.5-14.0)	3.56 (0.8-4.84)	3.51
	9	9	12	14	14	-	1.94	1.94	2.58	3.02	3.02	-	12.5 (3.5-14.0)	3.57 (0.8-4.84)	3.50
	9	9	12	14	18	-	1.81	1.81	2.42	2.82	3.64	-	12.5 (3.5-14.0)	3.55 (0.8-4.84)	3.52
	9	9	14	14	14	-	1.87	1.87	2.92	2.92	2.92	-	12.5 (3.5-14.0)	3.56 (0.8-4.84)	3.51
	9	12	12	12	12	-	1.98	2.63	2.63	2.63	2.63	-	12.5 (3.5-14.0)	3.58 (0.8-4.84)	3.49
	9	12	12	12	14	-	1.91	2.54	2.54	2.54	2.97	-	12.5 (3.5-14.0)	3.57 (0.8-4.84)	3.50
	9	12	12	14	14	-	1.84	2.46	2.46	2.87	2.87	-	12.5 (3.5-14.0)	3.56 (0.8-4.84)	3.51
	12	12	12	12	12	-	2.50	2.50	2.50	2.50	2.50	-	12.5 (3.5-14.0)	3.56 (0.8-4.84)	3.51
	12	12	12	12	14	-	2.42	2.42	2.42	2.42	2.82	-	12.5 (3.5-14.0)	3.55 (0.8-4.84)	3.52

Note: •7:7000Btu/h / 9:9000Btu/h / 12:12000Btu/h / 14:14000Btu/h / 18:18000Btu/h / 24:24000Btu/h models
•The above is the value for connecting with Wall Mounted type.
•2 or more indoor units should be connected.
•Cooling capacity is based on 27°CDB/19°CWB (indoor temperature), 35°CDB (outdoor temperature).
•Pipe Length: 5 m, Height difference: 0 m (Outdoor unit to Indoor unit)
•The Total ability of connected indoor unit is up to 62000Btu from 34000Btu.

6-unit Multi-split Multi Combination Table–Cooling/Heating

6-unit Multi-split cooling

AOHG45LBLA6	Combination of Indoor Unit						Cooling Operation								
							Cooling Capacity							Input Power (Min. - Max.)	EER
							Unit 1	Unit 2	Unit 3	Unit 4	Unit 5	Unit 6	Total Capacity (Min. - Max.)		
							kW	kW	kW	kW	kW	kW	kW	kW	
6-unit connection	7	7	7	7	7	7	2.00	2.00	2.00	2.00	2.00	2.00	12.0 (3.5-13.4)	3.32 (0.8-4.46)	3.61
	7	7	7	7	7	9	2.00	2.00	2.00	2.00	2.00	2.50	12.5 (3.5-14.0)	3.57 (0.8-4.84)	3.50
	7	7	7	7	7	12	1.86	1.86	1.86	1.86	1.86	3.20	12.5 (3.5-14.0)	3.55 (0.8-4.84)	3.52
	7	7	7	7	7	14	1.79	1.79	1.79	1.79	1.79	3.55	12.5 (3.5-14.0)	3.54 (0.8-4.84)	3.53
	7	7	7	7	7	18	1.65	1.65	1.65	1.65	1.65	4.25	12.5 (3.5-14.0)	3.51 (0.8-4.84)	3.56
	7	7	7	7	7	24	1.48	1.48	1.48	1.48	1.48	5.10	12.5 (3.5-14.0)	3.48 (0.8-4.84)	3.59
	7	7	7	7	9	9	1.90	1.90	1.90	1.90	2.45	2.45	12.5 (3.5-14.0)	3.56 (0.8-4.84)	3.51
	7	7	7	7	9	12	1.79	1.79	1.79	1.79	2.29	3.05	12.5 (3.5-14.0)	3.54 (0.8-4.84)	3.53
	7	7	7	7	9	14	1.72	1.72	1.72	1.72	2.20	3.42	12.5 (3.5-14.0)	3.53 (0.8-4.84)	3.54
	7	7	7	7	9	18	1.59	1.59	1.59	1.59	2.05	4.09	12.5 (3.5-14.0)	3.50 (0.8-4.84)	3.57
	7	7	7	7	9	24	1.43	1.43	1.43	1.43	1.85	4.93	12.5 (3.5-14.0)	3.47 (0.8-4.84)	3.60
	7	7	7	7	12	12	1.68	1.68	1.68	1.68	2.89	2.89	12.5 (3.5-14.0)	3.52 (0.8-4.84)	3.55
	7	7	7	7	12	14	1.62	1.62	1.62	1.62	2.78	3.24	12.5 (3.5-14.0)	3.51 (0.8-4.84)	3.56
	7	7	7	7	12	18	1.51	1.51	1.51	1.51	2.59	3.87	12.5 (3.5-14.0)	3.48 (0.8-4.84)	3.59
	7	7	7	7	14	14	1.56	1.56	1.56	1.56	3.13	3.13	12.5 (3.5-14.0)	3.50 (0.8-4.84)	3.57
	7	7	7	7	14	18	1.46	1.46	1.46	1.46	2.92	3.74	12.5 (3.5-14.0)	3.47 (0.8-4.84)	3.60
	7	7	7	9	9	9	1.82	1.82	1.82	2.34	2.34	2.34	12.5 (3.5-14.0)	3.55 (0.8-4.84)	3.52
	7	7	7	9	9	12	1.72	1.72	1.72	2.21	2.21	2.92	12.5 (3.5-14.0)	3.53 (0.8-4.84)	3.54
	7	7	7	9	9	14	1.65	1.65	1.65	2.12	2.12	3.31	12.5 (3.5-14.0)	3.51 (0.8-4.84)	3.56
	7	7	7	9	9	18	1.54	1.54	1.54	1.97	1.97	3.94	12.5 (3.5-14.0)	3.49 (0.8-4.84)	3.58
	7	7	7	9	12	12	1.62	1.62	1.62	2.08	2.78	2.78	12.5 (3.5-14.0)	3.51 (0.8-4.84)	3.56
	7	7	7	9	12	14	1.56	1.56	1.56	2.01	2.68	3.13	12.5 (3.5-14.0)	3.50 (0.8-4.84)	3.57
	7	7	7	9	12	18	1.46	1.46	1.46	1.88	2.50	3.74	12.5 (3.5-14.0)	3.47 (0.8-4.84)	3.60
	7	7	7	9	14	14	1.51	1.51	1.51	1.93	3.02	3.02	12.5 (3.5-14.0)	3.48 (0.8-4.84)	3.59
	7	7	7	12	12	12	1.54	1.54	1.54	2.63	2.63	2.63	12.5 (3.5-14.0)	3.49 (0.8-4.84)	3.58
	7	7	7	12	12	14	1.48	1.48	1.48	2.54	2.54	2.98	12.5 (3.5-14.0)	3.48 (0.8-4.84)	3.59
	7	7	7	12	14	14	1.43	1.43	1.43	2.47	2.87	2.87	12.5 (3.5-14.0)	3.47 (0.8-4.84)	3.60
	7	7	9	9	9	9	1.75	1.75	2.25	2.25	2.25	2.25	12.5 (3.5-14.0)	3.53 (0.8-4.84)	3.54
	7	7	9	9	9	12	1.65	1.65	2.12	2.12	2.12	2.84	12.5 (3.5-14.0)	3.51 (0.8-4.84)	3.56
	7	7	9	9	9	14	1.59	1.59	2.05	2.05	2.05	3.17	12.5 (3.5-14.0)	3.50 (0.8-4.84)	3.57
	7	7	9	9	9	18	1.48	1.48	1.91	1.91	1.91	3.81	12.5 (3.5-14.0)	3.48 (0.8-4.84)	3.59
	7	7	9	9	12	12	1.56	1.56	2.01	2.01	2.68	2.68	12.5 (3.5-14.0)	3.50 (0.8-4.84)	3.57
	7	7	9	9	12	14	1.51	1.51	1.94	1.94	2.59	3.01	12.5 (3.5-14.0)	3.48 (0.8-4.84)	3.59
	7	7	9	9	12	18	1.41	1.41	1.81	1.81	2.42	3.64	12.5 (3.5-14.0)	3.46 (0.8-4.84)	3.61
	7	7	9	9	14	14	1.46	1.46	1.88	1.88	2.91	2.91	12.5 (3.5-14.0)	3.47 (0.8-4.84)	3.60
	7	7	9	12	12	12	1.48	1.48	1.92	2.54	2.54	2.54	12.5 (3.5-14.0)	3.48 (0.8-4.84)	3.59
	7	7	9	12	12	14	1.43	1.43	1.85	2.46	2.46	2.87	12.5 (3.5-14.0)	3.47 (0.8-4.84)	3.60
	7	7	12	12	12	12	1.41	1.41	2.42	2.42	2.42	2.42	12.5 (3.5-14.0)	3.46 (0.8-4.84)	3.61
	7	9	9	9	9	9	1.70	2.16	2.16	2.16	2.16	2.16	12.5 (3.5-14.0)	3.52 (0.8-4.84)	3.55
	7	9	9	9	9	12	1.59	2.05	2.05	2.05	2.05	2.71	12.5 (3.5-14.0)	3.50 (0.8-4.84)	3.57
	7	9	9	9	9	14	1.54	1.97	1.97	1.97	1.97	3.08	12.5 (3.5-14.0)	3.49 (0.8-4.84)	3.58
	7	9	9	9	12	12	1.50	1.94	1.94	1.94	2.59	2.59	12.5 (3.5-14.0)	3.48 (0.8-4.84)	3.59
	7	9	9	9	12	14	1.46	1.88	1.88	1.88	2.50	2.90	12.5 (3.5-14.0)	3.47 (0.8-4.84)	3.60
	7	9	9	12	12	12	1.44	1.84	1.84	2.46	2.46	2.46	12.5 (3.5-14.0)	3.47 (0.8-4.84)	3.60
	9	9	9	9	9	9	2.08	2.08	2.08	2.08	2.08	2.08	12.5 (3.5-14.0)	3.51 (0.8-4.84)	3.56
	9	9	9	9	9	12	1.97	1.97	1.97	1.97	1.97	2.65	12.5 (3.5-14.0)	3.49 (0.8-4.84)	3.58
	9	9	9	9	12	12	1.88	1.88	1.88	1.88	2.49	2.49	12.5 (3.5-14.0)	3.47 (0.8-4.84)	3.60

Note:
- •7:7000Btu/h / 9:9000Btu/h / 12:12000Btu/h / 14:14000Btu/h / 18:18000Btu/h / 24:24000Btu/h models
- •The above is the value for connecting with Wall Mounted type.
- •2 or more indoor units should be connected.
- •Cooling capacity is based on 27°CDB/19°CWB (indoor temperature), 35°CDB (outdoor temperature).
- •Pipe Length: 5 m, Height difference: 0 m (Outdoor unit to Indoor unit)
- •The Total ability of connected indoor unit is up to 62000Btu from 34000Btu.

6-unit Multi-split heating

AOHG45LBLA6	Combination of Indoor Unit						Heating Operation								
							Heating Capacity							Input Power (Min. - Max.)	COP
							Unit 1	Unit 2	Unit 3	Unit 4	Unit 5	Unit 6	Total Capacity (Min. - Max.)		
							kW	kW	kW	kW	kW	kW	kW	kW	
2 Units	12	24	-	-	-	-	4.07	8.13	-	-	-	-	12.2 (3.5-13.1)	3.41 (0.7-3.54)	3.58
	14	24	-	-	-	-	4.61	7.89	-	-	-	-	12.5 (3.5-13.8)	3.56 (0.7-3.76)	3.51
	18	18	-	-	-	-	6.10	6.10	-	-	-	-	12.2 (3.5-13.1)	3.41 (0.7-3.54)	3.58
	18	24	-	-	-	-	5.66	7.54	-	-	-	-	13.2 (3.5-15.3)	3.78 (0.7-4.20)	3.49
	24	24	-	-	-	-	6.75	6.75	-	-	-	-	13.5 (3.5-16.0)	3.89 (0.7-4.41)	3.47
3-unit connection	7	7	24	-	-	-	2.30	2.30	7.90	-	-	-	12.5 (3.5-13.8)	3.43 (0.7-3.76)	3.64
	7	9	18	-	-	-	2.35	3.02	6.03	-	-	-	11.4 (3.5-12.4)	2.98 (0.7-3.33)	3.83
	7	9	24	-	-	-	2.24	2.88	7.68	-	-	-	12.8 (3.5-14.5)	3.54 (0.7-3.98)	3.62
	7	12	18	-	-	-	2.33	3.99	5.98	-	-	-	12.3 (3.5-13.5)	3.35 (0.7-3.65)	3.67
	7	12	24	-	-	-	2.17	3.71	7.42	-	-	-	13.3 (3.5-15.6)	3.69 (0.7-4.30)	3.60
	7	14	14	-	-	-	2.40	4.80	4.80	-	-	-	12.0 (3.5-12.7)	3.15 (0.7-3.44)	3.81
	7	14	18	-	-	-	2.28	4.56	5.86	-	-	-	12.7 (3.5-14.2)	3.49 (0.7-3.87)	3.64
	7	14	24	-	-	-	2.10	4.20	7.20	-	-	-	13.5 (3.5-16.0)	3.75 (0.7-4.41)	3.60
	7	18	18	-	-	-	2.16	5.57	5.57	-	-	-	13.3 (3.5-15.6)	3.69 (0.7-4.30)	3.60
	7	18	24	-	-	-	1.93	4.96	6.61	-	-	-	13.5 (3.5-16.0)	3.74 (0.7-4.41)	3.61
	7	24	24	-	-	-	1.72	5.89	5.89	-	-	-	13.5 (3.5-16.0)	3.72 (0.7-4.41)	3.63
	9	9	18	-	-	-	3.05	3.05	6.10	-	-	-	12.2 (3.5-13.1)	3.28 (0.7-3.54)	3.72
	9	9	24	-	-	-	2.83	2.83	7.54	-	-	-	13.2 (3.5-15.3)	3.64 (0.7-4.20)	3.63
	9	12	14	-	-	-	3.09	4.11	4.80	-	-	-	12.0 (3.5-12.7)	3.15 (0.7-3.44)	3.81
	9	12	18	-	-	-	2.93	3.91	5.86	-	-	-	12.7 (3.5-14.2)	3.49 (0.7-3.87)	3.64
	9	12	24	-	-	-	2.70	3.60	7.20	-	-	-	13.5 (3.5-16.0)	3.75 (0.7-4.41)	3.60
	9	14	14	-	-	-	3.00	4.65	4.65	-	-	-	12.3 (3.5-13.5)	3.35 (0.7-3.65)	3.67
	9	14	18	-	-	-	2.85	4.44	5.71	-	-	-	13.0 (3.5-14.9)	3.59 (0.7-4.09)	3.62
	9	14	24	-	-	-	2.59	4.02	6.89	-	-	-	13.5 (3.5-16.0)	3.74 (0.7-4.41)	3.61
	9	18	18	-	-	-	2.70	5.40	5.40	-	-	-	13.5 (3.5-16.0)	3.75 (0.7-4.41)	3.60
	9	18	24	-	-	-	2.38	4.76	6.36	-	-	-	13.5 (3.5-16.0)	3.73 (0.7-4.41)	3.62
	9	24	24	-	-	-	2.14	5.68	5.68	-	-	-	13.5 (3.5-16.0)	3.71 (0.7-4.41)	3.64
	12	12	12	-	-	-	4.07	4.07	4.07	-	-	-	12.2 (3.5-13.1)	3.28 (0.7-3.54)	3.72
	12	12	14	-	-	-	3.94	3.95	4.61	-	-	-	12.5 (3.5-13.8)	3.43 (0.7-3.76)	3.64
	12	12	18	-	-	-	3.77	3.77	5.66	-	-	-	13.2 (3.5-15.3)	3.64 (0.7-4.20)	3.63
	12	12	24	-	-	-	3.38	3.38	6.74	-	-	-	13.5 (3.5-16.0)	3.74 (0.7-4.41)	3.61
	12	14	14	-	-	-	3.84	4.48	4.48	-	-	-	12.8 (3.5-14.5)	3.54 (0.7-3.98)	3.62
	12	14	18	-	-	-	3.68	4.30	5.52	-	-	-	13.5 (3.5-16.0)	3.75 (0.7-4.41)	3.60
	12	14	24	-	-	-	3.24	3.78	6.48	-	-	-	13.5 (3.5-16.0)	3.74 (0.7-4.41)	3.61
	12	18	18	-	-	-	3.38	5.06	5.06	-	-	-	13.5 (3.5-16.0)	3.74 (0.7-4.41)	3.61
	12	18	24	-	-	-	3.00	4.50	6.00	-	-	-	13.5 (3.5-16.0)	3.72 (0.7-4.41)	3.63
	12	24	24	-	-	-	2.70	5.40	5.40	-	-	-	13.5 (3.5-16.0)	3.71 (0.7-4.41)	3.64
	14	14	14	-	-	-	4.40	4.40	4.40	-	-	-	13.2 (3.5-15.3)	3.64 (0.7-4.20)	3.63
	14	14	18	-	-	-	4.11	4.11	5.28	-	-	-	13.5 (3.5-16.0)	3.75 (0.7-4.41)	3.60
	14	14	24	-	-	-	3.63	3.63	6.24	-	-	-	13.5 (3.5-16.0)	3.73 (0.7-4.41)	3.62
	14	18	18	-	-	-	3.78	4.86	4.86	-	-	-	13.5 (3.5-16.0)	3.74 (0.7-4.41)	3.61
	14	18	24	-	-	-	3.38	4.34	5.78	-	-	-	13.5 (3.5-16.0)	3.72 (0.7-4.41)	3.63
	14	24	24	-	-	-	3.04	5.23	5.23	-	-	-	13.5 (3.5-16.0)	3.70 (0.7-4.41)	3.65
	18	18	18	-	-	-	4.50	4.50	4.50	-	-	-	13.5 (3.5-16.0)	3.72 (0.7-4.41)	3.63
	18	18	24	-	-	-	4.05	4.05	5.40	-	-	-	13.5 (3.5-16.0)	3.71 (0.7-4.41)	3.64
4-unit connection	7	7	7	14	-	-	2.40	2.40	2.40	4.80	-	-	12.0 (3.5-12.7)	2.98 (0.7-3.44)	4.03
	7	7	7	18	-	-	2.28	2.28	2.28	5.86	-	-	12.7 (3.5-14.2)	3.35 (0.7-3.87)	3.79
	7	7	7	24	-	-	2.10	2.10	2.10	7.20	-	-	13.5 (3.5-16.0)	3.61 (0.7-4.41)	3.74
	7	7	9	12	-	-	2.40	2.40	3.09	4.11	-	-	12.0 (3.5-12.7)	2.98 (0.7-3.44)	4.03
	7	7	9	14	-	-	2.33	2.33	2.99	4.65	-	-	12.3 (3.5-13.5)	3.19 (0.7-3.65)	3.86
	7	7	9	18	-	-	2.22	2.22	2.85	5.71	-	-	13.0 (3.5-14.9)	3.46 (0.7-4.09)	3.76
	7	7	9	24	-	-	2.01	2.01	2.59	6.89	-	-	13.5 (3.5-16.0)	3.60 (0.7-4.41)	3.75
	7	7	12	12	-	-	2.30	2.30	3.95	3.95	-	-	12.5 (3.5-13.8)	3.28 (0.7-3.76)	3.81
	7	7	12	14	-	-	2.24	2.24	3.84	4.48	-	-	12.8 (3.5-14.5)	3.41 (0.7-3.98)	3.75
	7	7	12	18	-	-	2.15	2.15	3.68	5.52	-	-	13.5 (3.5-16.0)	3.61 (0.7-4.41)	3.74
	7	7	12	24	-	-	1.89	1.89	3.24	6.48	-	-	13.5 (3.5-16.0)	3.60 (0.7-4.41)	3.75
	7	7	14	14	-	-	2.20	2.20	4.40	4.40	-	-	13.2 (3.5-15.3)	3.52 (0.7-4.20)	3.75
	7	7	14	18	-	-	2.05	2.05	4.11	5.29	-	-	13.5 (3.5-16.0)	3.61 (0.7-4.41)	3.74
	7	7	14	24	-	-	1.82	1.82	3.63	6.23	-	-	13.5 (3.5-16.0)	3.59 (0.7-4.41)	3.76
	7	7	18	18	-	-	1.89	1.89	4.86	4.86	-	-	13.5 (3.5-16.0)	3.60 (0.7-4.41)	3.75
	7	7	18	24	-	-	1.69	1.69	4.34	5.78	-	-	13.5 (3.5-16.0)	3.58 (0.7-4.41)	3.77
	7	7	24	24	-	-	1.52	1.52	5.23	5.23	-	-	13.5 (3.5-16.0)	3.56 (0.7-4.41)	3.79
	7	9	9	9	-	-	2.34	3.02	3.02	3.02	-	-	11.4 (3.5-12.4)	2.82 (0.7-3.33)	4.04
	7	9	9	12	-	-	2.33	2.99	2.99	3.99	-	-	12.3 (3.5-13.5)	3.19 (0.7-3.65)	3.86
	7	9	9	14	-	-	2.28	2.93	2.93	4.56	-	-	12.7 (3.5-14.2)	3.35 (0.7-3.87)	3.79
	7	9	9	18	-	-	2.17	2.78	2.78	5.57	-	-	13.3 (3.5-15.6)	3.56 (0.7-4.30)	3.74
	7	9	9	24	-	-	1.93	2.48	2.48	6.61	-	-	13.5 (3.5-16.0)	3.60 (0.7-4.41)	3.75
	7	9	12	12	-	-	2.24	2.88	3.84	3.84	-	-	12.8 (3.5-14.5)	3.41 (0.7-3.98)	3.75
	7	9	12	14	-	-	2.20	2.83	3.77	4.40	-	-	13.2 (3.5-15.3)	3.52 (0.7-4.20)	3.75
	7	9	12	18	-	-	2.05	2.64	3.52	5.29	-	-	13.5 (3.5-16.0)	3.61 (0.7-4.41)	3.74
	7	9	12	24	-	-	1.82	2.34	3.12	6.22	-	-	13.5 (3.5-16.0)	3.59 (0.7-4.41)	3.76
	7	9	14	14	-	-	2.15	2.75	4.30	4.30	-	-	13.5 (3.5-16.0)	3.61 (0.7-4.41)	3.74
	7	9	14	18	-	-	1.97	2.53	3.94	5.06	-	-	13.5 (3.5-16.0)	3.60 (0.7-4.41)	3.75
	7	9	14	24	-	-	1.75	2.25	3.50	6.00	-	-	13.5 (3.5-16.0)	3.58 (0.7-4.41)	3.77
	7	9	18	18	-	-	1.82	2.34	4.67	4.67	-	-	13.5 (3.5-16.0)	3.59 (0.7-4.41)	3.76
	7	9	18	24	-	-	1.63	2.09	4.19	5.59	-	-	13.5 (3.5-16.0)	3.57 (0.7-4.41)	3.78
	7	12	12	12	-	-	2.17	3.71	3.71	3.71	-	-	13.3 (3.5-15.6)	3.56 (0.7-4.30)	3.74
	7	12	12	14	-	-	2.10	3.60	3.60	4.20	-	-	13.5 (3.5-16.0)	3.61 (0.7-4.41)	3.74
	7	12	12	18	-	-	1.93	3.31	3.31	4.95	-	-	13.5 (3.5-16.0)	3.60 (0.7-4.41)	3.75
	7	12	12	24	-	-	1.72	2.95	2.95	5.88	-	-	13.5 (3.5-16.0)	3.58 (0.7-4.41)	3.77
	7	12	14	14	-	-	2.01	3.45	4.02	4.02	-	-	13.5 (3.5-16.0)	3.60 (0.7-4.41)	3.75
	7	12	14	18	-	-	1.85	3.18	3.71	4.76	-	-	13.5 (3.5-16.0)	3.59 (0.7-4.41)	3.76
	7	12	14	24	-	-	1.66	2.84	3.32	5.68	-	-	13.5 (3.5-16.0)	3.57 (0.7-4.41)	3.78
	7	12	18	18	-	-	1.72	2.94	4.42	4.42	-	-	13.5 (3.5-16.0)	3.58 (0.7-4.41)	3.77
	7	12	18	24	-	-	1.55	2.66	3.98	5.31	-	-	13.5 (3.5-16.0)	3.56 (0.7-4.41)	3.79
	7	14	14	14	-	-	1.92	3.86	3.86	3.86	-	-	13.5 (3.5-16.0)	3.60 (0.7-4.41)	3.75
	7	14	14	18	-	-	1.78	3.57	3.57	4.58	-	-	13.5 (3.5-16.0)	3.59 (0.7-4.41)	3.76
	7	14	14	24	-	-	1.60	3.20	3.20	5.50	-	-	13.5 (3.5-16.0)	3.57 (0.7-4.41)	3.78
	7	14	18	18	-	-	1.66	3.32	4.26	4.26	-	-	13.5 (3.5-16.0)	3.57 (0.7-4.41)	3.78
	7	18	18	18	-	-	1.56	3.98	3.98	3.98	-	-	13.5 (3.5-16.0)	3.56 (0.7-4.41)	3.79
	9	9	9	9	-	-	3.05	3.05	3.05	3.05	-	-	12.2 (3.5-13.1)	3.09 (0.7-3.54)	3.95
	9	9	9	12	-	-	2.93	2.93	2.93	3.91	-	-	12.7 (3.5-14.2)	3.35 (0.7-3.87)	3.79
	9	9	9	14	-	-	2.85	2.85	2.85	4.45	-	-	13.0 (3.5-14.9)	3.46 (0.7-4.09)	3.76
	9	9	9	18	-	-	2.70	2.70	2.70	5.40	-	-	13.5 (3.5-16.0)	3.61 (0.7-4.41)	3.74
	9	9	9	24	-	-	2.38	2.38	2.38	6.36	-	-	13.5 (3.5-16.0)	3.59 (0.7-4.41)	3.76
	9	9	12	12	-	-	2.83	2.83	3.77	3.77	-	-	13.2 (3.5-15.3)	3.52 (0.7-4.20)	3.75
	9	9	12	14	-	-	2.76	2.76	3.68	4.30	-	-	13.5 (3.5-16.0)	3.61 (0.7-4.41)	3.74
	9	9	12	18	-	-	2.53	2.53	3.38	5.06	-	-	13.5 (3.5-16.0)	3.60 (0.7-4.41)	3.75
	9	9	12	24	-	-	2.25	2.25	3.00	6.00	-	-	13.5 (3.5-16.0)	3.58 (0.7-4.41)	3.77
	9	9	14	14	-	-	2.64	2.64	4.11	4.11	-	-	13.5 (3.5-16.0)	3.61 (0.7-4.41)	3.74
	9	9	14	18	-	-	2.43	2.43	3.78	4.86	-	-	13.5 (3.5-16.0)	3.60 (0.7-4.41)	3.75
	9	9	14	24	-	-	2.17	2.17	3.38	5.78	-	-	13.5 (3.5-16.0)	3.58 (0.7-4.41)	3.77
	9	9	18	18	-	-	2.25	2.25	4.50	4.50	-	-	13.5 (3.5-16.0)	3.58 (0.7-4.41)	3.77
	9	9	18	24	-	-	2.03	2.03	4.05	5.39	-	-	13.5 (3.5-16.0)	3.57 (0.7-4.41)	3.78
	9	12	12	12	-	-	2.70	3.60	3.60	3.60	-	-	13.5 (3.5-16.0)	3.61 (0.7-4.41)	3.74
	9	12	12	14	-	-	2.59	3.45	3.45	4.01	-	-	13.5 (3.5-16.0)	3.60 (0.7-4.41)	3.75
	9	12	12	18	-	-	2.38	3.18	3.18	4.76	-	-	13.5 (3.5-16.0)	3.59 (0.7-4.41)	3.76
	9	12	12	24	-	-	2.13	2.84	2.84	5.69	-	-	13.5 (3.5-16.0)	3.57 (0.7-4.41)	3.78
	9	12	14	14	-	-	2.48	3.30	3.86	3.86	-	-	13.5 (3.5-16.0)	3.60 (0.7-4.41)	3.75
	9	12	14	18	-	-	2.29	3.06	3.57	4.58	-	-	13.5 (3.5-16.0)	3.59 (0.7-4.41)	3.76
	9	12	14	24	-	-	2.06	2.75	3.20	5.49	-	-	13.5 (3.5-16.0)	3.57 (0.7-4.41)	3.78
	9	12	18	18	-	-	2.13	2.85	4.26	4.26	-	-	13.5 (3.5-16.0)	3.57 (0.7-4.41)	3.78
	9	14	14	14	-	-	2.37	3.71	3.71	3.71	-	-	13.5 (3.5-16.0)	3.59 (0.7-4.41)	3.76
	9	14	14	18	-	-	2.21	3.44	3.44	4.41	-	-	13.5 (3.5-16.0)	3.58 (0.7-4.41)	3.77
	9	14	14	24	-	-	1.99	3.10	3.10	5.31	-	-	13.5 (3.5-16.0)	3.56 (0.7-4.41)	3.79
	9	14	18	18	-	-	2.06	3.20	4.12	4.12	-	-	13.5 (3.5-16.0)	3.57 (0.7-4.41)	3.78

6-unit Multi-split Combination Table–Heating

6-unit Multi-split heating

AOHG45LBLA6	Combination of Indoor Unit						Heating Operation								
							Heating Capacity							Input Power (Min. - Max.)	COP
							Unit 1	Unit 2	Unit 3	Unit 4	Unit 5	Unit 6	Total Capacity (Min. - Max.)		
							kW	kW	kW	kW	kW	kW	kW	kW	
4-unit connection	12	12	12	12	-	-	3.38	3.38	3.38	3.38	-	-	13.5 (3.5-16.0)	3.60 (0.7-4.41)	3.75
	12	12	12	14	-	-	3.24	3.24	3.24	3.78	-	-	13.5 (3.5-16.0)	3.60 (0.7-4.41)	3.75
	12	12	12	18	-	-	3.00	3.00	3.00	4.50	-	-	13.5 (3.5-16.0)	3.58 (0.7-4.41)	3.77
	12	12	12	24	-	-	2.70	2.70	2.70	5.40	-	-	13.5 (3.5-16.0)	3.57 (0.7-4.41)	3.78
	12	12	14	14	-	-	3.12	3.12	3.63	3.63	-	-	13.5 (3.5-16.0)	3.59 (0.7-4.41)	3.76
	12	12	14	18	-	-	2.89	2.89	3.38	4.34	-	-	13.5 (3.5-16.0)	3.58 (0.7-4.41)	3.77
	12	12	14	24	-	-	2.61	2.61	3.05	5.23	-	-	13.5 (3.5-16.0)	3.56 (0.7-4.41)	3.79
	12	12	18	18	-	-	2.70	2.70	4.05	4.05	-	-	13.5 (3.5-16.0)	3.57 (0.7-4.41)	3.78
	12	14	14	14	-	-	3.00	3.50	3.50	3.50	-	-	13.5 (3.5-16.0)	3.58 (0.7-4.41)	3.77
	12	14	14	18	-	-	2.79	3.26	3.26	4.19	-	-	13.5 (3.5-16.0)	3.57 (0.7-4.41)	3.78
	12	14	18	18	-	-	2.61	3.05	3.92	3.92	-	-	13.5 (3.5-16.0)	3.56 (0.7-4.41)	3.79
5-unit connection	7	7	7	7	7	-	2.40	2.40	2.40	2.40	2.40	-	12.0 (3.5-12.7)	2.82 (0.7-3.44)	4.26
	7	7	7	7	9	-	2.33	2.33	2.33	2.33	2.98	-	12.3 (3.5-13.5)	3.03 (0.7-3.65)	4.06
	7	7	7	7	12	-	2.24	2.24	2.24	2.24	3.84	-	12.8 (3.5-14.5)	3.29 (0.7-3.98)	3.89
	7	7	7	7	14	-	2.20	2.20	2.20	2.20	4.40	-	13.2 (3.5-15.3)	3.40 (0.7-4.20)	3.88
	7	7	7	7	18	-	2.05	2.05	2.05	2.05	5.30	-	13.5 (3.5-16.0)	3.49 (0.7-4.41)	3.87
	7	7	7	7	24	-	1.82	1.82	1.82	1.82	6.22	-	13.5 (3.5-16.0)	3.47 (0.7-4.41)	3.89
	7	7	7	9	9	-	2.28	2.28	2.28	2.93	2.93	-	12.7 (3.5-14.2)	3.23 (0.7-3.87)	3.93
	7	7	7	9	12	-	2.20	2.20	2.20	2.83	3.77	-	13.2 (3.5-15.3)	3.40 (0.7-4.20)	3.88
	7	7	7	9	14	-	2.15	2.15	2.15	2.76	4.29	-	13.5 (3.5-16.0)	3.49 (0.7-4.41)	3.87
	7	7	7	9	18	-	1.97	1.97	1.97	2.53	5.06	-	13.5 (3.5-16.0)	3.48 (0.7-4.41)	3.88
	7	7	7	9	24	-	1.75	1.75	1.75	2.25	6.00	-	13.5 (3.5-16.0)	3.46 (0.7-4.41)	3.90
	7	7	7	12	12	-	2.10	2.10	2.10	3.60	3.60	-	13.5 (3.5-16.0)	3.49 (0.7-4.41)	3.87
	7	7	7	12	14	-	2.01	2.01	2.01	3.45	4.02	-	13.5 (3.5-16.0)	3.48 (0.7-4.41)	3.88
	7	7	7	12	18	-	1.85	1.85	1.85	3.18	4.77	-	13.5 (3.5-16.0)	3.47 (0.7-4.41)	3.89
	7	7	7	12	24	-	1.66	1.66	1.66	2.84	5.68	-	13.5 (3.5-16.0)	3.45 (0.7-4.41)	3.91
	7	7	7	14	14	-	1.93	1.93	1.93	3.86	3.86	-	13.5 (3.5-16.0)	3.48 (0.7-4.41)	3.88
	7	7	7	14	18	-	1.78	1.78	1.78	3.57	4.59	-	13.5 (3.5-16.0)	3.47 (0.7-4.41)	3.89
	7	7	7	14	24	-	1.60	1.60	1.60	3.20	5.50	-	13.5 (3.5-16.0)	3.45 (0.7-4.41)	3.91
	7	7	7	18	18	-	1.66	1.66	1.66	4.26	4.26	-	13.5 (3.5-16.0)	3.45 (0.7-4.41)	3.91
	7	7	9	9	9	-	2.22	2.22	2.85	2.85	2.85	-	13.0 (3.5-14.9)	3.34 (0.7-4.09)	3.89
	7	7	9	9	12	-	2.15	2.15	2.76	2.76	3.68	-	13.5 (3.5-16.0)	3.49 (0.7-4.41)	3.87
	7	7	9	9	14	-	2.05	2.05	2.64	2.64	4.12	-	13.5 (3.5-16.0)	3.49 (0.7-4.41)	3.87
	7	7	9	9	18	-	1.89	1.89	2.43	2.43	4.86	-	13.5 (3.5-16.0)	3.48 (0.7-4.41)	3.88
	7	7	9	9	24	-	1.69	1.69	2.17	2.17	5.78	-	13.5 (3.5-16.0)	3.46 (0.7-4.41)	3.90
	7	7	9	12	12	-	2.01	2.01	2.58	3.45	3.45	-	13.5 (3.5-16.0)	3.48 (0.7-4.41)	3.88
	7	7	9	12	14	-	1.93	1.93	2.48	3.31	3.85	-	13.5 (3.5-16.0)	3.48 (0.7-4.41)	3.88
	7	7	9	12	18	-	1.78	1.78	2.29	3.06	4.59	-	13.5 (3.5-16.0)	3.47 (0.7-4.41)	3.89
	7	7	9	12	24	-	1.60	1.60	2.06	2.75	5.49	-	13.5 (3.5-16.0)	3.45 (0.7-4.41)	3.91
	7	7	9	14	14	-	1.85	1.85	2.38	3.71	3.71	-	13.5 (3.5-16.0)	3.47 (0.7-4.41)	3.89
	7	7	9	14	18	-	1.72	1.72	2.21	3.44	4.41	-	13.5 (3.5-16.0)	3.46 (0.7-4.41)	3.90
	7	7	9	14	24	-	1.55	1.55	1.99	3.10	5.31	-	13.5 (3.5-16.0)	3.44 (0.7-4.41)	3.92
	7	7	9	18	18	-	1.60	1.60	2.06	4.12	4.12	-	13.5 (3.5-16.0)	3.45 (0.7-4.41)	3.91
	7	7	12	12	12	-	1.89	1.89	3.24	3.24	3.24	-	13.5 (3.5-16.0)	3.48 (0.7-4.41)	3.88
	7	7	12	12	14	-	1.82	1.82	3.12	3.12	3.62	-	13.5 (3.5-16.0)	3.47 (0.7-4.41)	3.89
	7	7	12	12	18	-	1.69	1.69	2.89	2.89	4.34	-	13.5 (3.5-16.0)	3.46 (0.7-4.41)	3.90
	7	7	12	12	24	-	1.52	1.52	2.61	2.61	5.24	-	13.5 (3.5-16.0)	3.44 (0.7-4.41)	3.92
	7	7	12	14	14	-	1.75	1.75	3.00	3.50	3.50	-	13.5 (3.5-16.0)	3.46 (0.7-4.41)	3.90
	7	7	12	14	18	-	1.63	1.63	2.79	3.26	4.19	-	13.5 (3.5-16.0)	3.45 (0.7-4.41)	3.91
	7	7	12	18	18	-	1.52	1.52	2.62	3.92	3.92	-	13.5 (3.5-16.0)	3.44 (0.7-4.41)	3.92
	7	7	14	14	14	-	1.68	1.68	3.38	3.38	3.38	-	13.5 (3.5-16.0)	3.46 (0.7-4.41)	3.90
	7	7	14	14	18	-	1.58	1.58	3.15	3.15	4.04	-	13.5 (3.5-16.0)	3.45 (0.7-4.41)	3.91
	7	9	9	9	9	-	2.18	2.78	2.78	2.78	2.78	-	13.3 (3.5-15.6)	3.44 (0.7-4.30)	3.87
	7	9	9	9	12	-	2.05	2.64	2.64	2.64	3.53	-	13.5 (3.5-16.0)	3.49 (0.7-4.41)	3.87
	7	9	9	9	14	-	1.97	2.53	2.53	2.53	3.94	-	13.5 (3.5-16.0)	3.48 (0.7-4.41)	3.88
	7	9	9	9	18	-	1.82	2.34	2.34	2.34	4.66	-	13.5 (3.5-16.0)	3.47 (0.7-4.41)	3.89
	7	9	9	9	24	-	1.63	2.09	2.09	2.09	5.60	-	13.5 (3.5-16.0)	3.45 (0.7-4.41)	3.91
	7	9	9	12	12	-	1.92	2.48	2.48	3.31	3.31	-	13.5 (3.5-16.0)	3.48 (0.7-4.41)	3.88
	7	9	9	12	14	-	1.85	2.38	2.38	3.18	3.71	-	13.5 (3.5-16.0)	3.47 (0.7-4.41)	3.89
	7	9	9	12	18	-	1.72	2.21	2.21	2.95	4.41	-	13.5 (3.5-16.0)	3.46 (0.7-4.41)	3.90
	7	9	9	12	24	-	1.55	1.99	1.99	2.66	5.31	-	13.5 (3.5-16.0)	3.44 (0.7-4.41)	3.92
	7	9	9	14	14	-	1.78	2.29	2.29	3.57	3.57	-	13.5 (3.5-16.0)	3.47 (0.7-4.41)	3.89
	7	9	9	14	18	-	1.66	2.13	2.13	3.32	4.26	-	13.5 (3.5-16.0)	3.45 (0.7-4.41)	3.91
	7	9	9	18	18	-	1.56	1.99	1.99	3.98	3.98	-	13.5 (3.5-16.0)	3.44 (0.7-4.41)	3.92
	7	9	12	12	12	-	1.82	2.32	3.12	3.12	3.12	-	13.5 (3.5-16.0)	3.47 (0.7-4.41)	3.89
	7	9	12	12	14	-	1.75	2.25	3.00	3.00	3.50	-	13.5 (3.5-16.0)	3.46 (0.7-4.41)	3.90
	7	9	12	12	18	-	1.63	2.09	2.79	2.79	4.20	-	13.5 (3.5-16.0)	3.45 (0.7-4.41)	3.91
	7	9	12	14	14	-	1.69	2.17	2.88	3.38	3.38	-	13.5 (3.5-16.0)	3.46 (0.7-4.41)	3.90
	7	9	12	14	18	-	1.58	2.03	2.70	3.15	4.04	-	13.5 (3.5-16.0)	3.45 (0.7-4.41)	3.91
	7	9	14	14	14	-	1.63	2.09	3.26	3.26	3.26	-	13.5 (3.5-16.0)	3.45 (0.7-4.41)	3.91
	7	9	14	14	18	-	1.52	1.96	3.05	3.05	3.92	-	13.5 (3.5-16.0)	3.44 (0.7-4.41)	3.92
	7	12	12	12	12	-	1.70	2.95	2.95	2.95	2.95	-	13.5 (3.5-16.0)	3.46 (0.7-4.41)	3.90
	7	12	12	12	14	-	1.66	2.84	2.84	2.84	3.32	-	13.5 (3.5-16.0)	3.45 (0.7-4.41)	3.91
	7	12	12	12	18	-	1.55	2.66	2.66	2.66	3.97	-	13.5 (3.5-16.0)	3.44 (0.7-4.41)	3.92
	7	12	12	14	14	-	1.60	2.75	2.75	3.20	3.20	-	13.5 (3.5-16.0)	3.45 (0.7-4.41)	3.91
	7	12	14	14	14	-	1.55	2.65	3.10	3.10	3.10	-	13.5 (3.5-16.0)	3.44 (0.7-4.41)	3.92
	9	9	9	9	9	-	2.70	2.70	2.70	2.70	2.70	-	13.5 (3.5-16.0)	3.49 (0.7-4.41)	3.87
	9	9	9	9	12	-	2.53	2.53	2.53	2.53	3.38	-	13.5 (3.5-16.0)	3.48 (0.7-4.41)	3.88
	9	9	9	9	14	-	2.43	2.43	2.43	2.43	3.78	-	13.5 (3.5-16.0)	3.48 (0.7-4.41)	3.88
	9	9	9	9	18	-	2.25	2.25	2.25	2.25	4.50	-	13.5 (3.5-16.0)	3.46 (0.7-4.41)	3.90
	9	9	9	9	24	-	2.03	2.03	2.03	2.03	5.38	-	13.5 (3.5-16.0)	3.45 (0.7-4.41)	3.91
	9	9	9	12	12	-	2.38	2.38	2.38	3.18	3.18	-	13.5 (3.5-16.0)	3.47 (0.7-4.41)	3.89
	9	9	9	12	14	-	2.29	2.29	2.29	3.06	3.57	-	13.5 (3.5-16.0)	3.47 (0.7-4.41)	3.89
	9	9	9	12	18	-	2.13	2.13	2.13	2.84	4.27	-	13.5 (3.5-16.0)	3.45 (0.7-4.41)	3.91
	9	9	9	14	14	-	2.21	2.21	2.21	3.44	3.44	-	13.5 (3.5-16.0)	3.46 (0.7-4.41)	3.90
	9	9	9	14	18	-	2.06	2.06	2.06	3.20	4.12	-	13.5 (3.5-16.0)	3.45 (0.7-4.41)	3.91
	9	9	12	12	12	-	2.25	2.25	3.00	3.00	3.00	-	13.5 (3.5-16.0)	3.46 (0.7-4.41)	3.90
	9	9	12	12	14	-	2.17	2.17	2.89	2.89	3.38	-	13.5 (3.5-16.0)	3.46 (0.7-4.41)	3.90
	9	9	12	12	18	-	2.03	2.03	2.70	2.70	4.04	-	13.5 (3.5-16.0)	3.45 (0.7-4.41)	3.91
	9	9	12	14	14	-	2.09	2.09	2.80	3.26	3.26	-	13.5 (3.5-16.0)	3.45 (0.7-4.41)	3.91
	9	9	12	14	18	-	1.96	1.96	2.61	3.05	3.92	-	13.5 (3.5-16.0)	3.44 (0.7-4.41)	3.92
	9	9	14	14	14	-	2.03	2.03	3.15	3.15	3.15	-	13.5 (3.5-16.0)	3.45 (0.7-4.41)	3.91
	9	12	12	12	12	-	2.14	2.84	2.84	2.84	2.84	-	13.5 (3.5-16.0)	3.45 (0.7-4.41)	3.91
	9	12	12	12	14	-	2.06	2.75	2.75	2.75	3.19	-	13.5 (3.5-16.0)	3.45 (0.7-4.41)	3.91
	9	12	12	14	14	-	1.98	2.66	2.66	3.10	3.10	-	13.5 (3.5-16.0)	3.44 (0.7-4.41)	3.92
	12	12	12	12	12	-	2.70	2.70	2.70	2.70	2.70	-	13.5 (3.5-16.0)	3.45 (0.7-4.41)	3.91
	12	12	12	12	14	-	2.61	2.61	2.61	2.61	3.06	-	13.5 (3.5-16.0)	3.44 (0.7-4.41)	3.92

Note: •7:7000Btu/h / 9:9000Btu/h / 12:12000Btu/h / 14:14000Btu/h / 18:18000Btu/h / 24:24000Btu/h models
•The above is the value for connecting with Wall Mounted type.
•2 or more indoor units should be connected.
•Heating capacity is based on 20°CDB (indoor temperature), 7°CDB/6°CWB (outdoor temperature).
•Pipe Length: 5 m, Height difference: 0 m (Outdoor unit to Indoor unit)
•The Total ability of connected indoor unit is up to 54000Btu from 27000Btu.

6-unit Multi-split heating

AOHG45LBLA6	Combination of Indoor Unit						Heating Operation								
							Heating Capacity							Input Power (Min. - Max.)	COP
							Unit 1	Unit 2	Unit 3	Unit 4	Unit 5	Unit 6	Total Capacity (Min. - Max.)		
							kW	kW	kW	kW	kW	kW	kW	kW	
6-unit connection	7	7	7	7	7	7	2.20	2.20	2.20	2.20	2.20	2.20	13.2 (3.5-15.3)	3.28 (0.7-4.20)	4.02
	7	7	7	7	7	9	2.15	2.15	2.15	2.15	2.15	2.75	13.5 (3.5-16.0)	3.37 (0.7-4.41)	4.00
	7	7	7	7	7	12	2.01	2.01	2.01	2.01	2.01	3.45	13.5 (3.5-16.0)	3.37 (0.7-4.41)	4.00
	7	7	7	7	7	14	1.93	1.93	1.93	1.93	1.93	3.85	13.5 (3.5-16.0)	3.37 (0.7-4.41)	4.00
	7	7	7	7	7	18	1.78	1.78	1.78	1.78	1.78	4.60	13.5 (3.5-16.0)	3.37 (0.7-4.41)	4.00
	7	7	7	7	7	24	1.60	1.60	1.60	1.60	1.60	5.50	13.5 (3.5-16.0)	3.37 (0.7-4.41)	4.00
	7	7	7	7	9	9	2.05	2.05	2.05	2.05	2.65	2.65	13.5 (3.5-16.0)	3.37 (0.7-4.41)	4.00
	7	7	7	7	9	12	1.93	1.93	1.93	1.93	2.48	3.30	13.5 (3.5-16.0)	3.37 (0.7-4.41)	4.00
	7	7	7	7	9	14	1.85	1.85	1.85	1.85	2.38	3.72	13.5 (3.5-16.0)	3.37 (0.7-4.41)	4.00
	7	7	7	7	9	18	1.72	1.72	1.72	1.72	2.21	4.41	13.5 (3.5-16.0)	3.37 (0.7-4.41)	4.00
	7	7	7	7	9	24	1.55	1.55	1.55	1.55	1.99	5.31	13.5 (3.5-16.0)	3.37 (0.7-4.41)	4.00
	7	7	7	7	12	12	1.82	1.82	1.82	1.82	3.11	3.11	13.5 (3.5-16.0)	3.37 (0.7-4.41)	4.00
	7	7	7	7	12	14	1.75	1.75	1.75	1.75	3.00	3.50	13.5 (3.5-16.0)	3.37 (0.7-4.41)	4.00
	7	7	7	7	12	18	1.63	1.63	1.63	1.63	2.79	4.19	13.5 (3.5-16.0)	3.37 (0.7-4.41)	4.00
	7	7	7	7	14	14	1.69	1.69	1.69	1.69	3.37	3.37	13.5 (3.5-16.0)	3.37 (0.7-4.41)	4.00
	7	7	7	7	14	18	1.58	1.58	1.58	1.58	3.15	4.03	13.5 (3.5-16.0)	3.37 (0.7-4.41)	4.00
	7	7	7	9	9	9	1.97	1.97	1.97	2.53	2.53	2.53	13.5 (3.5-16.0)	3.37 (0.7-4.41)	4.00
	7	7	7	9	9	12	1.85	1.85	1.85	2.38	2.38	3.19	13.5 (3.5-16.0)	3.37 (0.7-4.41)	4.00
	7	7	7	9	9	14	1.78	1.78	1.78	2.29	2.29	3.58	13.5 (3.5-16.0)	3.37 (0.7-4.41)	4.00
	7	7	7	9	9	18	1.66	1.66	1.66	2.13	2.13	4.26	13.5 (3.5-16.0)	3.37 (0.7-4.41)	4.00
	7	7	7	9	12	12	1.75	1.75	1.75	2.25	3.00	3.00	13.5 (3.5-16.0)	3.37 (0.7-4.41)	4.00
	7	7	7	9	12	14	1.69	1.69	1.69	2.17	2.89	3.37	13.5 (3.5-16.0)	3.37 (0.7-4.41)	4.00
	7	7	7	9	12	18	1.58	1.58	1.58	2.03	2.70	4.03	13.5 (3.5-16.0)	3.37 (0.7-4.41)	4.00
	7	7	7	9	14	14	1.63	1.63	1.63	2.09	3.26	3.26	13.5 (3.5-16.0)	3.37 (0.7-4.41)	4.00
	7	7	7	12	12	12	1.66	1.66	1.66	2.84	2.84	2.84	13.5 (3.5-16.0)	3.37 (0.7-4.41)	4.00
	7	7	7	12	12	14	1.60	1.60	1.60	2.75	2.75	3.20	13.5 (3.5-16.0)	3.37 (0.7-4.41)	4.00
	7	7	7	12	14	14	1.55	1.55	1.55	2.65	3.10	3.10	13.5 (3.5-16.0)	3.37 (0.7-4.41)	4.00
	7	7	9	9	9	9	1.89	1.89	2.43	2.43	2.43	2.43	13.5 (3.5-16.0)	3.37 (0.7-4.41)	4.00
	7	7	9	9	9	12	1.78	1.78	2.29	2.29	2.29	3.07	13.5 (3.5-16.0)	3.37 (0.7-4.41)	4.00
	7	7	9	9	9	14	1.72	1.72	2.21	2.21	2.21	3.43	13.5 (3.5-16.0)	3.37 (0.7-4.41)	4.00
	7	7	9	9	9	18	1.60	1.60	2.06	2.06	2.06	4.12	13.5 (3.5-16.0)	3.37 (0.7-4.41)	4.00
	7	7	9	9	12	12	1.69	1.69	2.17	2.17	2.89	2.89	13.5 (3.5-16.0)	3.37 (0.7-4.41)	4.00
	7	7	9	9	12	14	1.63	1.63	2.09	2.09	2.79	3.27	13.5 (3.5-16.0)	3.37 (0.7-4.41)	4.00
	7	7	9	9	12	18	1.52	1.52	1.96	1.96	2.61	3.93	13.5 (3.5-16.0)	3.37 (0.7-4.41)	4.00
	7	7	9	9	14	14	1.58	1.58	2.03	2.03	3.14	3.14	13.5 (3.5-16.0)	3.37 (0.7-4.41)	4.00
	7	7	9	12	12	12	1.60	1.60	2.05	2.75	2.75	2.75	13.5 (3.5-16.0)	3.37 (0.7-4.41)	4.00
	7	7	9	12	12	14	1.55	1.55	1.99	2.66	2.66	3.09	13.5 (3.5-16.0)	3.37 (0.7-4.41)	4.00
	7	7	12	12	12	12	1.53	1.53	2.61	2.61	2.61	2.61	13.5 (3.5-16.0)	3.37 (0.7-4.41)	4.00
	7	9	9	9	9	9	1.80	2.34	2.34	2.34	2.34	2.34	13.5 (3.5-16.0)	3.37 (0.7-4.41)	4.00
	7	9	9	9	9	12	1.72	2.21	2.21	2.21	2.21	2.94	13.5 (3.5-16.0)	3.37 (0.7-4.41)	4.00
	7	9	9	9	9	14	1.66	2.13	2.13	2.13	2.13	3.32	13.5 (3.5-16.0)	3.37 (0.7-4.41)	4.00
	7	9	9	9	12	12	1.65	2.09	2.09	2.09	2.79	2.79	13.5 (3.5-16.0)	3.37 (0.7-4.41)	4.00
	7	9	9	9	12	14	1.58	2.03	2.03	2.03	2.69	3.14	13.5 (3.5-16.0)	3.37 (0.7-4.41)	4.00
	7	9	9	12	12	12	1.54	1.99	1.99	2.66	2.66	2.66	13.5 (3.5-16.0)	3.37 (0.7-4.41)	4.00
	9	9	9	9	9	9	2.25	2.25	2.25	2.25	2.25	2.25	13.5 (3.5-16.0)	3.37 (0.7-4.41)	4.00
	9	9	9	9	9	12	2.13	2.13	2.13	2.13	2.13	2.85	13.5 (3.5-16.0)	3.37 (0.7-4.41)	4.00
	9	9	9	9	12	12	2.03	2.03	2.03	2.03	2.69	2.69	13.5 (3.5-16.0)	3.37 (0.7-4.41)	4.00

Note:
- •7:7000Btu/h / 9:9000Btu/h / 12:12000Btu/h / 14:14000Btu/h / 18:18000Btu/h / 24:24000Btu/h models
- •The above is the value for connecting with Wall Mounted type.
- •2 or more indoor units should be connected.
- •Heating capacity is based on 20°CDB (indoor temperature), 7°CDB/6°CWB (outdoor temperature).
- •Pipe Length: 5 m, Height difference: 0 m (Outdoor unit to Indoor unit)
- •The Total ability of connected indoor unit is up to 54000Btu from 27000Btu.

8-unit Multi-split Combination Table–Cooling

8-unit Multi-split cooling

AOHG45LBT8	Combination of Indoor Unit								Cooling Operation									
									Cooling Capacity									Input power
									Unit 1	Unit 2	Unit 3	Unit 4	Unit 5	Unit 6	Unit 7	Unit 8	Total	
									kW	kW	kW	kW	kW	kW	kW	kW	kW	kW
2-unit connection	24	24	-	-	-	-	-	-	7.03	7.03	-	-	-	-	-	-	14.06	5.20
	18	24	-	-	-	-	-	-	5.27	7.03	-	-	-	-	-	-	12.30	4.24
3-unit connection	18	18	24	-	-	-	-	-	4.63	4.63	6.18	-	-	-	-	-	15.45	5.89
	18	18	18	-	-	-	-	-	5.01	5.01	5.01	-	-	-	-	-	15.03	5.90
	14	24	24	-	-	-	-	-	3.54	6.07	6.07	-	-	-	-	-	15.68	5.87
	14	18	24	-	-	-	-	-	3.84	4.94	6.59	-	-	-	-	-	15.37	5.90
	14	18	18	-	-	-	-	-	4.10	5.27	5.27	-	-	-	-	-	14.64	5.50
	14	14	24	-	-	-	-	-	4.10	4.10	7.03	-	-	-	-	-	15.23	5.79
	14	14	18	-	-	-	-	-	4.10	4.10	5.27	-	-	-	-	-	13.47	4.89
	14*1	14*1	14*1	-	-	-	-	-	4.10	4.10	4.10	-	-	-	-	-	12.30	4.24
	12	24	24	-	-	-	-	-	3.09	6.18	6.18	-	-	-	-	-	15.45	5.89
	12	18	24	-	-	-	-	-	3.35	5.01	6.68	-	-	-	-	-	15.04	5.90
	12	18	18	-	-	-	-	-	3.52	5.27	5.27	-	-	-	-	-	14.06	5.20
	12	14	24	-	-	-	-	-	3.52	4.10	7.03	-	-	-	-	-	14.65	5.50
	12	14	18	-	-	-	-	-	3.52	4.10	5.27	-	-	-	-	-	12.89	4.57
	12*1	14*1	14*1	-	-	-	-	-	3.52	4.10	4.10	-	-	-	-	-	11.72	3.91
	12	12	24	-	-	-	-	-	3.52	3.52	7.03	-	-	-	-	-	14.07	5.20
	12	12	18	-	-	-	-	-	3.52	3.52	5.27	-	-	-	-	-	12.31	4.24
	9	24	24	-	-	-	-	-	2.46	6.54	6.54	-	-	-	-	-	15.54	5.90
	9	18	24	-	-	-	-	-	2.64	5.27	7.03	-	-	-	-	-	14.94	5.65
	9	18	18	-	-	-	-	-	2.64	5.27	5.27	-	-	-	-	-	13.18	4.73
	9	14	24	-	-	-	-	-	2.64	4.10	7.03	-	-	-	-	-	13.77	5.05
	9	14	18	-	-	-	-	-	2.64	4.10	5.27	-	-	-	-	-	12.01	4.08
	9	12	24	-	-	-	-	-	2.64	3.52	7.03	-	-	-	-	-	13.19	4.73
	9	12	18	-	-	-	-	-	2.64	3.52	5.27	-	-	-	-	-	11.43	3.74
	9	9	24	-	-	-	-	-	2.64	2.64	7.03	-	-	-	-	-	12.31	4.24
	7	24	24	-	-	-	-	-	1.93	6.64	6.64	-	-	-	-	-	15.21	5.90
	7	18	24	-	-	-	-	-	2.05	5.27	7.03	-	-	-	-	-	14.35	5.35
	7	18	18	-	-	-	-	-	2.05	5.27	5.27	-	-	-	-	-	12.59	4.41
	7	14	24	-	-	-	-	-	2.05	4.10	7.03	-	-	-	-	-	13.18	4.73
	7	14	18	-	-	-	-	-	2.05	4.10	5.27	-	-	-	-	-	11.42	3.74
	7	12	24	-	-	-	-	-	2.05	3.52	7.03	-	-	-	-	-	12.60	4.41
	7	9	24	-	-	-	-	-	2.05	2.64	7.03	-	-	-	-	-	11.72	3.91
4-unit connection	14	14	14	18	-	-	-	-	3.60	3.60	3.60	4.63	-	-	-	-	15.45	5.89
	14	14	14	14	-	-	-	-	3.84	3.84	3.84	3.84	-	-	-	-	15.37	5.90
	12	14	18	18	-	-	-	-	3.04	3.54	4.55	4.55	-	-	-	-	15.68	5.87
	12	14	14	18	-	-	-	-	3.15	3.67	3.67	4.72	-	-	-	-	15.21	5.90
	12	14	14	14	-	-	-	-	3.35	3.90	3.90	3.90	-	-	-	-	15.04	5.90
	12	12	18	18	-	-	-	-	3.09	3.09	4.63	4.63	-	-	-	-	15.45	5.89
	12	12	14	24	-	-	-	-	3.04	3.04	3.54	6.07	-	-	-	-	15.69	5.87
	12	12	14	18	-	-	-	-	3.30	3.30	3.84	4.94	-	-	-	-	15.38	5.90
	12	12	14	14	-	-	-	-	3.52	3.52	4.10	4.10	-	-	-	-	15.24	5.79
	12	12	12	24	-	-	-	-	3.09	3.09	3.09	6.18	-	-	-	-	15.45	5.89
	12	12	12	18	-	-	-	-	3.35	3.35	3.35	5.01	-	-	-	-	15.05	5.90
	12	12	12	14	-	-	-	-	3.52	3.52	3.52	4.10	-	-	-	-	14.66	5.50
	12	12	12	12	-	-	-	-	3.52	3.52	3.52	3.52	-	-	-	-	14.08	5.20
	9	14	18	18	-	-	-	-	2.34	3.64	4.67	4.67	-	-	-	-	15.33	5.89
	9	14	14	24	-	-	-	-	2.30	3.57	3.57	6.12	-	-	-	-	15.57	5.88
	9	14	14	18	-	-	-	-	2.49	3.87	3.87	4.97	-	-	-	-	15.21	5.90
	9	14	14	14	-	-	-	-	2.64	4.10	4.10	4.10	-	-	-	-	14.94	5.65
	9	12	18	18	-	-	-	-	2.46	3.28	4.90	4.90	-	-	-	-	15.54	5.90
	9	12	14	24	-	-	-	-	2.34	3.12	3.64	6.23	-	-	-	-	15.33	5.89
	9	12	14	18	-	-	-	-	2.53	3.37	3.93	5.05	-	-	-	-	14.87	5.90
	9	12	14	14	-	-	-	-	2.64	3.52	4.10	4.10	-	-	-	-	14.36	5.35
	9	12	12	24	-	-	-	-	2.46	3.28	3.28	6.54	-	-	-	-	15.55	5.90
	9	12	12	18	-	-	-	-	2.64	3.52	3.52	5.27	-	-	-	-	14.95	5.65
	9	12	12	14	-	-	-	-	2.64	3.52	3.52	4.10	-	-	-	-	13.78	5.05
	9	12	12	12	-	-	-	-	2.64	3.52	3.52	3.52	-	-	-	-	13.20	4.73
	9	9	18	24	-	-	-	-	2.32	2.32	4.63	6.18	-	-	-	-	15.45	5.89
	9	9	18	18	-	-	-	-	2.51	2.51	5.01	5.01	-	-	-	-	15.04	5.90
	9	9	14	24	-	-	-	-	2.47	2.47	3.84	6.59	-	-	-	-	15.38	5.90
	9	9	14	18	-	-	-	-	2.64	2.64	4.10	5.27	-	-	-	-	14.65	5.50
	9	9	14	14	-	-	-	-	2.64	2.64	4.10	4.10	-	-	-	-	13.48	4.89
	9	9	12	24	-	-	-	-	2.51	2.51	3.35	6.68	-	-	-	-	15.05	5.90
	9	9	12	18	-	-	-	-	2.64	2.64	3.52	5.27	-	-	-	-	14.07	5.20
	9	9	12	14	-	-	-	-	2.64	2.64	3.52	4.10	-	-	-	-	12.90	4.57
	9	9	12	12	-	-	-	-	2.64	2.64	3.52	3.52	-	-	-	-	12.32	4.24
	9	9	9	24	-	-	-	-	2.64	2.64	2.64	7.03	-	-	-	-	14.95	5.65
	9	9	9	18	-	-	-	-	2.64	2.64	2.64	5.27	-	-	-	-	13.19	4.73
	9	9	9	14	-	-	-	-	2.64	2.64	2.64	4.10	-	-	-	-	12.02	4.08
	9	9	9	12	-	-	-	-	2.64	2.64	2.64	3.52	-	-	-	-	11.44	3.74
	7	18	18	18	-	-	-	-	1.79	4.59	4.59	4.59	-	-	-	-	15.56	5.88
	7	14	18	18	-	-	-	-	1.91	3.82	4.91	4.91	-	-	-	-	15.54	5.90
	7	14	14	24	-	-	-	-	1.82	3.64	3.64	6.24	-	-	-	-	15.33	5.89
	7	14	14	18	-	-	-	-	1.96	3.93	3.93	5.05	-	-	-	-	14.87	5.90
	7	14	14	14	-	-	-	-	2.05	4.10	4.10	4.10	-	-	-	-	14.35	5.35
	7	12	18	24	-	-	-	-	1.79	3.07	4.59	6.12	-	-	-	-	15.57	5.88
	7	12	18	18	-	-	-	-	1.93	3.32	4.97	4.97	-	-	-	-	15.21	5.90
	7	12	14	24	-	-	-	-	1.91	3.28	3.82	6.54	-	-	-	-	15.54	5.90
	7	12	14	18	-	-	-	-	2.05	3.52	4.10	5.27	-	-	-	-	14.94	5.65
	7	12	14	14	-	-	-	-	2.05	3.52	4.10	4.10	-	-	-	-	13.77	5.05
	7	12	12	24	-	-	-	-	1.93	3.32	3.32	6.63	-	-	-	-	15.21	5.90
	7	12	12	18	-	-	-	-	2.05	3.52	3.52	5.27	-	-	-	-	14.36	5.35
	7	12	12	14	-	-	-	-	2.05	3.52	3.52	4.10	-	-	-	-	13.19	4.73
	7	12	12	12	-	-	-	-	2.05	3.52	3.52	3.52	-	-	-	-	12.61	4.41
	7	9	18	24	-	-	-	-	1.84	2.36	4.72	6.29	-	-	-	-	15.21	5.90
	7	9	18	18	-	-	-	-	2.05	2.64	5.27	5.27	-	-	-	-	15.23	5.79
	7	9	14	24	-	-	-	-	1.95	2.51	3.90	6.68	-	-	-	-	15.04	5.90
	7	9	14	18	-	-	-	-	2.05	2.64	4.10	5.27	-	-	-	-	14.06	5.20
	7	9	12	24	-	-	-	-	2.05	2.64	3.52	7.03	-	-	-	-	15.24	5.79
	7	9	12	18	-	-	-	-	2.05	2.64	3.52	5.27	-	-	-	-	13.48	4.89
	7	9	12	14	-	-	-	-	2.05	2.64	3.52	4.10	-	-	-	-	12.31	4.24
	7	9	12	12	-	-	-	-	2.05	2.64	3.52	3.52	-	-	-	-	11.73	3.91
	7	9	9	24	-	-	-	-	2.05	2.64	2.64	7.03	-	-	-	-	14.36	5.35
	7	9	9	18	-	-	-	-	2.05	2.64	2.64	5.27	-	-	-	-	12.60	4.41
	7	9	9	14	-	-	-	-	2.05	2.64	2.64	4.10	-	-	-	-	11.43	3.74
	7	7	24	24	-	-	-	-	1.77	1.77	6.07	6.07	-	-	-	-	15.68	5.87
	7	7	18	24	-	-	-	-	1.92	1.92	4.94	6.59	-	-	-	-	15.37	5.90
	7	7	18	18	-	-	-	-	2.05	2.05	5.27	5.27	-	-	-	-	14.64	5.50
	7	7	14	24	-	-	-	-	2.05	2.05	4.10	7.03	-	-	-	-	15.23	5.79

Note:
- Cooling capacity is based on 27°CDB/19°CWB (indoor temperature), 35°CDB (outdoor temperature)
- Pipe Length: 5 m (Outdoor unit to Branch box), 3 m (Branch box to Indoor unit)
- Height difference: 0 m (Outdoor unit to Indoor unit)
- The values in this table should be used only as a guide. These values are calculated at standard conditions. To fix your selection of models, select them according to "Model Selection" in the D&T manual.

*1: LMC type is not available for this combination.

8-unit Multi-split cooling

AOHG45LBT8	Combination of Indoor Unit								Cooling Operation									Input power
									Cooling Capacity									
									Unit 1	Unit 2	Unit 3	Unit 4	Unit 5	Unit 6	Unit 7	Unit 8	Total	
									kW	kW	kW	kW	kW	kW	kW	kW	kW	kW
4-unit connection	7	7	14	18	-	-	-	-	2.05	2.05	4.10	5.27	-	-	-	-	13.47	4.89
	7	7	14	14	-	-	-	-	2.05	2.05	4.10	4.10	-	-	-	-	12.30	4.24
	7	7	12	24	-	-	-	-	2.05	2.05	3.52	7.03	-	-	-	-	14.65	5.50
	7	7	12	18	-	-	-	-	2.05	2.05	3.52	5.27	-	-	-	-	12.89	4.57
	7	7	12	14	-	-	-	-	2.05	2.05	3.52	4.10	-	-	-	-	11.72	3.91
	7	7	9	24	-	-	-	-	2.05	2.05	2.64	7.03	-	-	-	-	13.77	5.05
	7	7	9	18	-	-	-	-	2.05	2.05	2.64	5.27	-	-	-	-	12.01	4.08
	7	7	7	24	-	-	-	-	2.05	2.05	2.05	7.03	-	-	-	-	13.18	4.73
	7	7	7	18	-	-	-	-	2.05	2.05	2.05	5.27	-	-	-	-	11.42	3.74
5-unit connection	12	12	12	12	14	-	-	-	3.04	3.04	3.04	3.04	3.54	-	-	-	15.69	5.87
	12	12	12	12	12	-	-	-	3.09	3.09	3.09	3.09	3.09	-	-	-	15.46	5.89
	9	12	12	14	14	-	-	-	2.30	3.07	3.07	3.57	3.57	-	-	-	15.57	5.88
	9	12	12	12	14	-	-	-	2.34	3.12	3.12	3.12	3.63	-	-	-	15.34	5.89
	9	12	12	12	12	-	-	-	2.46	3.27	3.27	3.27	3.27	-	-	-	15.55	5.90
	9	9	14	14	14	-	-	-	2.32	2.32	3.60	3.60	3.60	-	-	-	15.45	5.89
	9	9	12	14	18	-	-	-	2.28	2.28	3.04	3.54	4.55	-	-	-	15.69	5.87
	9	9	12	14	14	-	-	-	2.36	2.36	3.15	3.67	3.67	-	-	-	15.21	5.90
	9	9	12	12	18	-	-	-	2.32	2.32	3.09	3.09	4.63	-	-	-	15.45	5.89
	9	9	12	12	14	-	-	-	2.47	2.47	3.30	3.30	3.84	-	-	-	15.38	5.90
	9	9	12	12	12	-	-	-	2.51	2.51	3.34	3.34	3.34	-	-	-	15.05	5.90
	9	9	9	14	18	-	-	-	2.34	2.34	2.34	3.64	4.67	-	-	-	15.33	5.89
	9	9	9	14	14	-	-	-	2.49	2.49	2.49	3.87	3.87	-	-	-	15.21	5.90
	9	9	9	12	18	-	-	-	2.46	2.46	2.46	3.28	4.90	-	-	-	15.55	5.90
	9	9	9	12	14	-	-	-	2.53	2.53	2.53	3.37	3.93	-	-	-	14.88	5.90
	9	9	9	12	12	-	-	-	2.64	2.64	2.64	3.52	3.52	-	-	-	14.96	5.65
	9	9	9	9	24	-	-	-	2.32	2.32	2.32	2.32	6.18	-	-	-	15.45	5.89
	9	9	9	9	18	-	-	-	2.51	2.51	2.51	2.51	5.01	-	-	-	15.05	5.90
	9	9	9	9	14	-	-	-	2.64	2.64	2.64	2.64	4.10	-	-	-	14.66	5.50
	9	9	9	9	12	-	-	-	2.64	2.64	2.64	2.64	3.52	-	-	-	14.08	5.20
	9	9	9	9	9	-	-	-	2.64	2.64	2.64	2.64	2.64	-	-	-	13.20	4.73
	7	12	14	14	14	-	-	-	1.79	3.07	3.57	3.57	3.57	-	-	-	15.57	5.88
	7	12	12	14	14	-	-	-	1.82	3.12	3.12	3.64	3.64	-	-	-	15.33	5.89
	7	12	12	12	18	-	-	-	1.79	3.07	3.07	3.07	4.59	-	-	-	15.57	5.88
	7	12	12	12	14	-	-	-	1.91	3.28	3.28	3.28	3.82	-	-	-	15.55	5.90
	7	12	12	12	12	-	-	-	1.93	3.32	3.32	3.32	3.32	-	-	-	15.22	5.90
	7	9	14	14	18	-	-	-	1.77	2.28	3.54	3.54	4.55	-	-	-	15.68	5.87
	7	9	14	14	14	-	-	-	1.84	2.36	3.67	3.67	3.67	-	-	-	15.21	5.90
	7	9	12	14	18	-	-	-	1.80	2.32	3.09	3.60	4.63	-	-	-	15.45	5.89
	7	9	12	14	14	-	-	-	1.92	2.47	3.30	3.84	3.84	-	-	-	15.38	5.90
	7	9	12	12	18	-	-	-	1.83	2.36	3.15	3.15	4.72	-	-	-	15.21	5.90
	7	9	12	12	14	-	-	-	1.95	2.51	3.35	3.35	3.90	-	-	-	15.05	5.90
	7	9	12	12	12	-	-	-	2.05	2.64	3.52	3.52	3.52	-	-	-	15.25	5.79
	7	9	9	18	18	-	-	-	1.79	2.30	2.30	4.59	4.59	-	-	-	15.57	5.88
	7	9	9	14	18	-	-	-	1.91	2.46	2.46	3.82	4.90	-	-	-	15.54	5.90
	7	9	9	14	14	-	-	-	1.96	2.53	2.53	3.93	3.93	-	-	-	14.87	5.90
	7	9	9	12	24	-	-	-	1.79	2.30	2.30	3.07	6.12	-	-	-	15.57	5.88
	7	9	9	12	18	-	-	-	1.93	2.49	2.49	3.32	4.97	-	-	-	15.21	5.90
	7	9	9	12	14	-	-	-	2.05	2.64	2.64	3.52	4.10	-	-	-	14.95	5.65
	7	9	9	12	12	-	-	-	2.05	2.64	2.64	3.52	3.52	-	-	-	14.37	5.35
	7	9	9	9	24	-	-	-	1.83	2.36	2.36	2.36	6.29	-	-	-	15.21	5.90
	7	9	9	9	18	-	-	-	2.05	2.64	2.64	2.64	5.27	-	-	-	15.24	5.79
	7	9	9	9	14	-	-	-	2.05	2.64	2.64	2.64	4.10	-	-	-	14.07	5.20
	7	9	9	9	12	-	-	-	2.05	2.64	2.64	2.64	3.52	-	-	-	13.49	4.89
	7	9	9	9	9	-	-	-	2.05	2.64	2.64	2.64	2.64	-	-	-	12.61	4.41
	7	7	14	14	18	-	-	-	1.80	1.80	3.60	3.60	4.63	-	-	-	15.45	5.89
	7	7	14	14	14	-	-	-	1.92	1.92	3.84	3.84	3.84	-	-	-	15.37	5.90
	7	7	12	18	18	-	-	-	1.77	1.77	3.04	4.55	4.55	-	-	-	15.68	5.87
	7	7	12	14	18	-	-	-	1.84	1.84	3.15	3.67	4.72	-	-	-	15.21	5.90
	7	7	12	14	14	-	-	-	1.95	1.95	3.35	3.90	3.90	-	-	-	15.04	5.90
	7	7	12	12	24	-	-	-	1.77	1.77	3.04	3.04	6.07	-	-	-	15.69	5.87
	7	7	12	12	14	-	-	-	2.05	2.05	3.52	3.52	4.10	-	-	-	15.24	5.79
	7	7	12	12	12	-	-	-	2.05	2.05	3.52	3.52	3.52	-	-	-	14.66	5.50
	7	7	9	18	18	-	-	-	1.82	1.82	2.34	4.67	4.67	-	-	-	15.33	5.89
	7	7	9	14	24	-	-	-	1.79	1.79	2.30	3.57	6.12	-	-	-	15.57	5.88
	7	7	9	14	18	-	-	-	1.93	1.93	2.49	3.87	4.97	-	-	-	15.21	5.90
	7	7	9	14	14	-	-	-	2.05	2.05	2.64	4.10	4.10	-	-	-	14.94	5.65
	7	7	9	12	24	-	-	-	1.82	1.82	2.34	3.12	6.23	-	-	-	15.33	5.89
	7	7	9	12	18	-	-	-	1.96	1.96	2.53	3.37	5.05	-	-	-	14.87	5.90
	7	7	9	12	14	-	-	-	2.05	2.05	2.64	3.52	4.10	-	-	-	14.36	5.35
	7	7	9	12	12	-	-	-	2.05	2.05	2.64	3.52	3.52	-	-	-	13.78	5.05
	7	7	9	9	24	-	-	-	1.92	1.92	2.47	2.47	6.59	-	-	-	15.38	5.90
	7	7	9	9	18	-	-	-	2.05	2.05	2.64	2.64	5.27	-	-	-	14.65	5.50
	7	7	9	9	14	-	-	-	2.05	2.05	2.64	2.64	4.10	-	-	-	13.48	4.89
	7	7	9	9	12	-	-	-	2.05	2.05	2.64	2.64	3.52	-	-	-	12.90	4.57
	7	7	9	9	9	-	-	-	2.05	2.05	2.64	2.64	2.64	-	-	-	12.02	4.08
	7	7	7	18	18	-	-	-	1.91	1.91	1.91	4.91	4.91	-	-	-	15.54	5.90
	7	7	7	14	24	-	-	-	1.82	1.82	1.82	3.64	6.24	-	-	-	15.33	5.89
	7	7	7	14	18	-	-	-	1.96	1.96	1.96	3.93	5.05	-	-	-	14.87	5.90
	7	7	7	14	14	-	-	-	2.05	2.05	2.05	4.10	4.10	-	-	-	14.35	5.35
	7	7	7	12	24	-	-	-	1.91	1.91	1.91	3.28	6.54	-	-	-	15.54	5.90
	7	7	7	12	18	-	-	-	2.05	2.05	2.05	3.52	5.27	-	-	-	14.94	5.65
	7	7	7	12	14	-	-	-	2.05	2.05	2.05	3.52	4.10	-	-	-	13.77	5.05
	7	7	7	12	12	-	-	-	2.05	2.05	2.05	3.52	3.52	-	-	-	13.19	4.73
	7	7	7	9	24	-	-	-	1.95	1.95	1.95	2.51	6.68	-	-	-	15.04	5.90
	7	7	7	9	18	-	-	-	2.05	2.05	2.05	2.64	5.27	-	-	-	14.06	5.20
	7	7	7	9	14	-	-	-	2.05	2.05	2.05	2.64	4.10	-	-	-	12.89	4.57
	7	7	7	9	12	-	-	-	2.05	2.05	2.05	2.64	3.52	-	-	-	12.31	4.24
	7	7	7	9	9	-	-	-	2.05	2.05	2.05	2.64	2.64	-	-	-	11.43	3.74
	7	7	7	7	24	-	-	-	2.05	2.05	2.05	2.05	7.03	-	-	-	15.23	5.79
	7	7	7	7	18	-	-	-	2.05	2.05	2.05	2.05	5.27	-	-	-	13.47	4.89
	7	7	7	7	14	-	-	-	2.05	2.05	2.05	2.05	4.10	-	-	-	12.30	4.24
	7	7	7	7	12	-	-	-	2.05	2.05	2.05	2.05	3.52	-	-	-	11.72	3.91
6-unit connection	9	9	9	9	12	14	-	-	2.28	2.28	2.28	2.28	3.04	3.54	-	-	15.69	5.87
	9	9	9	9	12	12	-	-	2.32	2.32	2.32	2.32	3.09	3.09	-	-	15.46	5.89
	9	9	9	9	9	14	-	-	2.34	2.34	2.34	2.34	2.34	3.63	-	-	15.34	5.89
	9	9	9	9	9	12	-	-	2.46	2.46	2.46	2.46	2.46	3.27	-	-	15.55	5.90
	9	9	9	9	9	9	-	-	2.51	2.51	2.51	2.51	2.51	2.51	-	-	15.05	5.90
	7	9	9	12	12	12	-	-	1.78	2.30	2.30	3.06	3.06	3.06	-	-	15.57	5.88
	7	9	9	9	12	14	-	-	1.80	2.32	2.32	2.32	3.09	3.60	-	-	15.45	5.89
	7	9	9	9	12	12	-	-	1.83	2.36	2.36	2.36	3.15	3.15	-	-	15.22	5.90

Note:
- Cooling capacity is based on 27°CDB/19°CWB (indoor temperature), 35°CDB (outdoor temperature)
- Pipe Length: 5 m (Outdoor unit to Branch box), 3 m (Branch box to Indoor unit)
- Height difference: 0 m (Outdoor unit to Indoor unit)
- The values in this table should be used only as a guide. These values are calculated at standard conditions. To fix your selection of models, select them according to "Model Selection" in the D&T manual.

8-unit Multi-split Combination Table–Cooling/Heating

8-unit Multi-split cooling

AOHG45LBT8	Combination of Indoor Unit								Cooling Operation									
									Cooling Capacity									Input power
									Unit 1	Unit 2	Unit 3	Unit 4	Unit 5	Unit 6	Unit 7	Unit 8	Total	
									kW	kW	kW	kW	kW	kW	kW	kW	kW	kW
6-unit connection	7	9	9	9	9	18	-	-	1.79	2.30	2.30	2.30	2.30	4.59	-	-	15.57	5.88
	7	9	9	9	9	12	-	-	1.93	2.49	2.49	2.49	2.49	3.32	-	-	15.22	5.90
	7	9	9	9	9	9	-	-	2.05	2.64	2.64	2.64	2.64	2.64	-	-	15.25	5.79
	7	7	12	12	12	12	-	-	1.77	1.77	3.04	3.04	3.04	3.04	-	-	15.69	5.87
	7	7	9	12	12	14	-	-	1.79	1.79	2.30	3.07	3.07	3.57	-	-	15.57	5.88
	7	7	9	12	12	12	-	-	1.82	1.82	2.34	3.12	3.12	3.12	-	-	15.34	5.89
	7	7	9	9	14	14	-	-	1.80	1.80	2.32	2.32	3.60	3.60	-	-	15.45	5.89
	7	7	9	9	12	18	-	-	1.77	1.77	2.28	2.28	3.04	4.55	-	-	15.69	5.87
	7	7	9	9	12	14	-	-	1.83	1.83	2.36	2.36	3.15	3.67	-	-	15.21	5.90
	7	7	9	9	12	12	-	-	1.92	1.92	2.47	2.47	3.30	3.30	-	-	15.38	5.90
	7	7	9	9	9	18	-	-	1.82	1.82	2.34	2.34	2.34	4.67	-	-	15.33	5.89
	7	7	9	9	9	14	-	-	1.93	1.93	2.49	2.49	2.49	3.87	-	-	15.21	5.90
	7	7	9	9	9	12	-	-	1.96	1.96	2.53	2.53	2.53	3.37	-	-	14.88	5.90
	7	7	9	9	9	9	-	-	2.05	2.05	2.64	2.64	2.64	2.64	-	-	14.66	5.50
	7	7	7	12	14	14	-	-	1.79	1.79	1.79	3.07	3.57	3.57	-	-	15.57	5.88
	7	7	7	12	12	14	-	-	1.82	1.82	1.82	3.12	3.12	3.64	-	-	15.33	5.89
	7	7	7	12	12	12	-	-	1.91	1.91	1.91	3.28	3.28	3.28	-	-	15.55	5.90
	7	7	7	9	14	18	-	-	1.77	1.77	1.77	2.28	3.54	4.55	-	-	15.68	5.87
	7	7	7	9	14	14	-	-	1.84	1.84	1.84	2.36	3.67	3.67	-	-	15.21	5.90
	7	7	7	9	12	18	-	-	1.80	1.80	1.80	2.32	3.09	4.63	-	-	15.45	5.89
	7	7	7	9	12	14	-	-	1.92	1.92	1.92	2.47	3.30	3.84	-	-	15.38	5.90
	7	7	7	9	12	12	-	-	1.95	1.95	1.95	2.51	3.35	3.35	-	-	15.05	5.90
	7	7	7	9	9	18	-	-	1.91	1.91	1.91	2.46	2.46	4.90	-	-	15.54	5.90
	7	7	7	9	9	14	-	-	1.96	1.96	1.96	2.53	2.53	3.93	-	-	14.87	5.90
	7	7	7	9	9	12	-	-	2.05	2.05	2.05	2.64	2.64	3.52	-	-	14.95	5.65
	7	7	7	9	9	9	-	-	2.05	2.05	2.05	2.64	2.64	2.64	-	-	14.07	5.20
	7	7	7	7	14	18	-	-	1.80	1.80	1.80	1.80	3.60	4.63	-	-	15.45	5.89
	7	7	7	7	14	14	-	-	1.92	1.92	1.92	1.92	3.84	3.84	-	-	15.37	5.90
	7	7	7	7	12	18	-	-	1.84	1.84	1.84	1.84	3.15	4.72	-	-	15.21	5.90
	7	7	7	7	12	14	-	-	1.95	1.95	1.95	1.95	3.35	3.90	-	-	15.04	5.90
	7	7	7	7	12	12	-	-	2.05	2.05	2.05	2.05	3.52	3.52	-	-	15.24	5.79
	7	7	7	7	9	24	-	-	1.79	1.79	1.79	1.79	2.30	6.12	-	-	15.57	5.88
	7	7	7	7	9	18	-	-	1.93	1.93	1.93	1.93	2.49	4.97	-	-	15.21	5.90
	7	7	7	7	9	14	-	-	2.05	2.05	2.05	2.05	2.64	4.10	-	-	14.94	5.65
	7	7	7	7	9	12	-	-	2.05	2.05	2.05	2.05	2.64	3.52	-	-	14.36	5.35
	7	7	7	7	9	9	-	-	2.05	2.05	2.05	2.05	2.64	2.64	-	-	13.48	4.89
	7	7	7	7	7	24	-	-	1.82	1.82	1.82	1.82	1.82	6.24	-	-	15.33	5.89
	7	7	7	7	7	18	-	-	1.96	1.96	1.96	1.96	1.96	5.05	-	-	14.87	5.90
	7	7	7	7	7	14	-	-	2.05	2.05	2.05	2.05	2.05	4.10	-	-	14.35	5.35
	7	7	7	7	7	12	-	-	2.05	2.05	2.05	2.05	2.05	3.52	-	-	13.77	5.05
	7	7	7	7	7	9	-	-	2.05	2.05	2.05	2.05	2.05	2.64	-	-	12.89	4.57
	7	7	7	7	7	7	-	-	2.05	2.05	2.05	2.05	2.05	2.05	-	-	12.30	4.24
7-unit connection	7	9	9	9	9	9	9	-	1.78	2.30	2.30	2.30	2.30	2.30	2.30	-	15.57	5.88
	7	7	9	9	9	9	12	-	1.77	1.77	2.28	2.28	2.28	2.28	3.04	-	15.69	5.87
	7	7	9	9	9	9	9	-	1.82	1.82	2.34	2.34	2.34	2.34	2.34	-	15.34	5.89
	7	7	7	9	9	9	14	-	1.77	1.77	1.77	2.28	2.28	2.28	3.54	-	15.69	5.87
	7	7	7	9	9	9	12	-	1.80	1.80	1.80	2.32	2.32	2.32	3.09	-	15.45	5.89
	7	7	7	9	9	9	9	-	1.91	1.91	1.91	2.46	2.46	2.46	2.46	-	15.55	5.90
	7	7	7	7	9	12	12	-	1.79	1.79	1.79	1.79	2.30	3.07	3.07	-	15.57	5.88
	7	7	7	7	9	9	14	-	1.80	1.80	1.80	1.80	2.32	2.32	3.60	-	15.45	5.89
	7	7	7	7	9	9	12	-	1.83	1.83	1.83	1.83	2.36	2.36	3.15	-	15.21	5.90
	7	7	7	7	9	9	9	-	1.93	1.93	1.93	1.93	2.49	2.49	2.49	-	15.21	5.90
	7	7	7	7	7	12	14	-	1.79	1.79	1.79	1.79	1.79	3.07	3.57	-	15.57	5.88
	7	7	7	7	7	12	12	-	1.82	1.82	1.82	1.82	1.82	3.12	3.12	-	15.33	5.89
	7	7	7	7	7	9	18	-	1.77	1.77	1.77	1.77	1.77	2.28	4.55	-	15.68	5.87
	7	7	7	7	7	9	14	-	1.84	1.84	1.84	1.84	1.84	2.36	3.67	-	15.21	5.90
	7	7	7	7	7	9	12	-	1.92	1.92	1.92	1.92	1.92	2.47	3.30	-	15.38	5.90
	7	7	7	7	7	9	9	-	1.96	1.96	1.96	1.96	1.96	2.53	2.53	-	14.87	5.90
	7	7	7	7	7	7	18	-	1.80	1.80	1.80	1.80	1.80	1.80	4.63	-	15.45	5.89
	7	7	7	7	7	7	14	-	1.92	1.92	1.92	1.92	1.92	1.92	3.84	-	15.37	5.90
	7	7	7	7	7	7	12	-	1.95	1.95	1.95	1.95	1.95	1.95	3.35	-	15.04	5.90
	7	7	7	7	7	7	9	-	2.05	2.05	2.05	2.05	2.05	2.05	2.64	-	14.94	5.65
	7	7	7	7	7	7	7	-	2.05	2.05	2.05	2.05	2.05	2.05	2.05	-	14.35	5.35
8-unit connection	7	7	7	7	7	9	9	9	1.77	1.77	1.77	1.77	1.77	2.28	2.28	2.28	15.69	5.87
	7	7	7	7	7	7	9	9	1.80	1.80	1.80	1.80	1.80	1.80	2.32	2.32	15.45	5.89
	7	7	7	7	7	7	7	12	1.79	1.79	1.79	1.79	1.79	1.79	1.79	3.07	15.57	5.88
	7	7	7	7	7	7	7	9	1.84	1.84	1.84	1.84	1.84	1.84	1.84	2.36	15.21	5.90
	7	7	7	7	7	7	7	7	1.92	1.92	1.92	1.92	1.92	1.92	1.92	1.92	15.37	5.90

Note:
- Cooling capacity is based on 27°CDB/19°CWB (indoor temperature), 35°CDB (outdoor temperature)
- Pipe Length: 5 m (Outdoor unit to Branch box), 3 m (Branch box to Indoor unit)
- Height difference: 0 m (Outdoor unit to Indoor unit)
- The values in this table should be used only as a guide. These values are calculated at standard conditions. To fix your selection of models, select them according to "Model Selection" in the D&T manual.

8-unit Multi-split heating

AOHG45LBT8	Combination of Indoor Unit								Heating Operation									
									Heating Capacity									Input power
									Unit 1	Unit 2	Unit 3	Unit 4	Unit 5	Unit 6	Unit 7	Unit 8	Total	
									kW	kW	kW	kW	kW	kW	kW	kW	kW	kW
2-unit connection	24	24	-	-	-	-	-	-	7.91	7.91	-	-	-	-	-	-	15.82	5.07
	18	24	-	-	-	-	-	-	5.86	7.91	-	-	-	-	-	-	13.77	4.21
3-unit connection	18	18	24	-	-	-	-	-	5.32	5.32	7.18	-	-	-	-	-	17.82	5.98
	18	18	18	-	-	-	-	-	5.79	5.79	5.79	-	-	-	-	-	17.38	5.43
	14	24	24	-	-	-	-	-	4.26	7.02	7.02	-	-	-	-	-	18.31	5.98
	14	18	24	-	-	-	-	-	4.59	5.61	7.57	-	-	-	-	-	17.77	5.70
	14	18	18	-	-	-	-	-	4.78	5.84	5.84	-	-	-	-	-	16.46	5.11
	14	14	24	-	-	-	-	-	4.75	4.75	7.82	-	-	-	-	-	17.32	5.23
	14	14	18	-	-	-	-	-	4.80	4.80	5.86	-	-	-	-	-	15.46	4.75
	14*1	14*1	14*1	-	-	-	-	-	4.80	4.80	4.80	-	-	-	-	-	14.40	4.21
	12	24	24	-	-	-	-	-	3.58	7.15	7.15	-	-	-	-	-	17.89	5.98
	12	18	24	-	-	-	-	-	3.84	5.68	7.67	-	-	-	-	-	17.19	5.43
	12	18	18	-	-	-	-	-	3.96	5.86	5.86	-	-	-	-	-	15.68	5.07
	12	14	24	-	-	-	-	-	3.94	4.78	7.87	-	-	-	-	-	16.59	5.11
	12	14	18	-	-	-	-	-	3.96	4.80	5.86	-	-	-	-	-	14.62	4.46
	12*1	14*1	14*1	-	-	-	-	-	3.96	4.80	4.80	-	-	-	-	-	13.56	4.00
	12	12	24	-	-	-	-	-	3.96	3.96	7.91	-	-	-	-	-	15.83	5.07
	12	12	18	-	-	-	-	-	3.96	3.96	5.86	-	-	-	-	-	13.78	4.21
	9	24	24	-	-	-	-	-	2.85	7.54	7.54	-	-	-	-	-	17.93	5.87
	9	18	24	-	-	-	-	-	2.97	5.83	7.87	-	-	-	-	-	16.67	5.16
	9	18	18	-	-	-	-	-	2.99	5.86	5.86	-	-	-	-	-	14.71	4.60
	9	14	24	-	-	-	-	-	2.99	4.80	7.91	-	-	-	-	-	15.70	4.91
	9	14	18	-	-	-	-	-	2.99	4.80	5.86	-	-	-	-	-	13.65	4.10
	9	12	24	-	-	-	-	-	2.99	3.96	7.91	-	-	-	-	-	14.86	4.60
	9	12	18	-	-	-	-	-	2.99	3.96	5.86	-	-	-	-	-	12.81	3.90
	9	9	24	-	-	-	-	-	2.99	2.99	7.91	-	-	-	-	-	13.89	4.21
	7	24	24	-	-	-	-	-	2.28	7.61	7.61	-	-	-	-	-	17.51	5.56
	7	18	24	-	-	-	-	-	2.37	5.85	7.90	-	-	-	-	-	16.12	5.08
	7	18	18	-	-	-	-	-	2.37	5.86	5.86	-	-	-	-	-	14.09	4.33
	7	14	24	-	-	-	-	-	2.37	4.80	7.91	-	-	-	-	-	15.08	4.60
	7	14	18	-	-	-	-	-	2.37	4.80	5.86	-	-	-	-	-	13.03	3.90
	7	12	24	-	-	-	-	-	2.37	3.96	7.91	-	-	-	-	-	14.24	4.33
	7	9	24	-	-	-	-	-	2.37	2.99	7.91	-	-	-	-	-	13.27	4.00
4-unit connection	14	14	14	18	-	-	-	-	4.30	4.30	4.30	5.24	-	-	-	-	18.13	5.98
	14	14	14	14	-	-	-	-	4.55	4.55	4.55	4.55	-	-	-	-	18.20	5.70
	12	14	18	18	-	-	-	-	3.53	4.28	5.22	5.22	-	-	-	-	18.24	5.98
	12	14	14	18	-	-	-	-	3.61	4.38	4.38	5.34	-	-	-	-	17.71	5.98
	12	14	14	14	-	-	-	-	3.80	4.61	4.61	4.61	-	-	-	-	17.62	5.43
	12	12	18	18	-	-	-	-	3.59	3.59	5.32	5.32	-	-	-	-	17.82	5.98
	12	12	14	24	-	-	-	-	3.52	3.52	4.26	7.02	-	-	-	-	18.32	5.98
	12	12	14	18	-	-	-	-	3.79	3.79	4.59	5.61	-	-	-	-	17.77	5.70
	12	12	14	14	-	-	-	-	3.92	3.92	4.75	4.75	-	-	-	-	17.33	5.23
	12	12	12	24	-	-	-	-	3.58	3.58	3.58	7.15	-	-	-	-	17.90	5.98
	12	12	12	18	-	-	-	-	3.84	3.84	3.84	5.68	-	-	-	-	17.20	5.43
	12	12	12	14	-	-	-	-	3.94	3.94	3.94	4.78	-	-	-	-	16.60	5.11
	12	12	12	12	-	-	-	-	3.96	3.96	3.96	3.96	-	-	-	-	15.84	5.07
	9	14	18	18	-	-	-	-	2.72	4.37	5.33	5.33	-	-	-	-	17.76	5.98
	9	14	14	24	-	-	-	-	2.66	4.27	4.27	7.04	-	-	-	-	18.25	5.98
	9	14	14	18	-	-	-	-	2.87	4.60	4.60	5.62	-	-	-	-	17.68	5.56
	9	14	14	14	-	-	-	-	2.96	4.75	4.75	4.75	-	-	-	-	17.22	5.16
	9	12	18	18	-	-	-	-	2.86	3.78	5.60	5.60	-	-	-	-	17.84	5.87
	9	12	14	24	-	-	-	-	2.71	3.59	4.35	7.17	-	-	-	-	17.83	5.98
	9	12	14	18	-	-	-	-	2.90	3.85	4.66	5.69	-	-	-	-	17.11	5.32
	9	12	14	14	-	-	-	-	2.98	3.94	4.78	4.78	-	-	-	-	16.48	5.08
	9	12	12	24	-	-	-	-	2.85	3.77	3.77	7.54	-	-	-	-	17.94	5.87
	9	12	12	18	-	-	-	-	2.97	3.94	3.94	5.83	-	-	-	-	16.67	5.16
	9	12	12	14	-	-	-	-	2.99	3.96	3.96	4.80	-	-	-	-	15.71	4.91
	9	12	12	12	-	-	-	-	2.99	3.96	3.96	3.96	-	-	-	-	14.87	4.60
	9	9	18	24	-	-	-	-	2.71	2.71	5.30	7.16	-	-	-	-	17.88	5.98
	9	9	18	18	-	-	-	-	2.90	2.90	5.68	5.68	-	-	-	-	17.17	5.43
	9	9	14	24	-	-	-	-	2.86	2.86	4.58	7.55	-	-	-	-	17.85	5.70
	9	9	14	18	-	-	-	-	2.98	2.98	4.78	5.83	-	-	-	-	16.56	5.11
	9	9	14	14	-	-	-	-	2.99	2.99	4.80	4.80	-	-	-	-	15.58	4.75
	9	9	12	24	-	-	-	-	2.89	2.89	3.83	7.65	-	-	-	-	17.27	5.43
	9	9	12	18	-	-	-	-	2.99	2.99	3.96	5.86	-	-	-	-	15.80	5.07
	9	9	12	14	-	-	-	-	2.99	2.99	3.96	4.80	-	-	-	-	14.74	4.46
	9	9	12	12	-	-	-	-	2.99	2.99	3.96	3.96	-	-	-	-	13.90	4.21
	9	9	9	24	-	-	-	-	2.97	2.97	2.97	7.86	-	-	-	-	16.77	5.16
	9	9	9	18	-	-	-	-	2.99	2.99	2.99	5.86	-	-	-	-	14.83	4.60
	9	9	9	14	-	-	-	-	2.99	2.99	2.99	4.80	-	-	-	-	13.77	4.10
	9	9	9	12	-	-	-	-	2.99	2.99	2.99	3.96	-	-	-	-	12.93	3.90
	7	18	18	18	-	-	-	-	2.14	5.28	5.28	5.28	-	-	-	-	17.98	5.98
	7	14	18	18	-	-	-	-	2.26	4.57	5.58	5.58	-	-	-	-	17.99	5.87
	7	14	14	24	-	-	-	-	2.14	4.33	4.33	7.14	-	-	-	-	17.94	5.98
	7	14	14	18	-	-	-	-	2.29	4.65	4.65	5.67	-	-	-	-	17.26	5.32
	7	14	14	14	-	-	-	-	2.36	4.77	4.77	4.77	-	-	-	-	16.67	5.08
	7	12	18	24	-	-	-	-	2.13	3.56	5.26	7.10	-	-	-	-	18.05	5.98
	7	12	18	18	-	-	-	-	2.29	3.82	5.65	5.65	-	-	-	-	17.41	5.56
	7	12	14	24	-	-	-	-	2.25	3.76	4.56	7.52	-	-	-	-	18.09	5.87
	7	12	14	18	-	-	-	-	2.35	3.93	4.77	5.82	-	-	-	-	16.87	5.16
	7	12	14	14	-	-	-	-	2.37	3.96	4.80	4.80	-	-	-	-	15.93	4.91
	7	12	12	24	-	-	-	-	2.28	3.81	3.81	7.61	-	-	-	-	17.51	5.56
	7	12	12	18	-	-	-	-	2.37	3.96	3.96	5.85	-	-	-	-	16.13	5.08
	7	12	12	14	-	-	-	-	2.37	3.96	3.96	4.80	-	-	-	-	15.09	4.60
	7	12	12	12	-	-	-	-	2.37	3.96	3.96	3.96	-	-	-	-	14.25	4.33
	7	9	18	24	-	-	-	-	2.25	2.84	5.56	7.51	-	-	-	-	18.15	5.98
	7	9	18	18	-	-	-	-	2.35	2.97	5.81	5.81	-	-	-	-	16.95	5.23
	7	9	14	24	-	-	-	-	2.29	2.88	4.63	7.63	-	-	-	-	17.42	5.43
	7	9	14	18	-	-	-	-	2.37	2.99	4.80	5.86	-	-	-	-	16.02	5.07
	7	9	12	24	-	-	-	-	2.35	2.96	3.92	7.84	-	-	-	-	17.08	5.23
	7	9	12	18	-	-	-	-	2.37	2.99	3.96	5.86	-	-	-	-	15.18	4.75
	7	9	12	14	-	-	-	-	2.37	2.99	3.96	4.80	-	-	-	-	14.12	4.21
	7	9	12	12	-	-	-	-	2.37	2.99	3.96	3.96	-	-	-	-	13.28	4.00
	7	9	9	24	-	-	-	-	2.37	2.98	2.98	7.89	-	-	-	-	16.23	5.08
	7	9	9	18	-	-	-	-	2.37	2.99	2.99	5.86	-	-	-	-	14.21	4.33
	7	9	9	14	-	-	-	-	2.37	2.99	2.99	4.80	-	-	-	-	13.15	3.90
	7	7	24	24	-	-	-	-	2.11	2.11	7.03	7.03	-	-	-	-	18.28	5.98
	7	7	18	24	-	-	-	-	2.27	2.27	5.61	7.57	-	-	-	-	17.73	5.70
	7	7	18	18	-	-	-	-	2.36	2.36	5.84	5.84	-	-	-	-	16.40	5.11
	7	7	14	24	-	-	-	-	2.35	2.35	4.75	7.83	-	-	-	-	17.27	5.23

Note:
- Heating capacity is based on 20°CDB (indoor temperature), 7°CDB/6°CWB (outdoor temperature)
- Pipe Length: 5 m (Outdoor unit to Branch box), 3 m (Branch box to Indoor unit)
- Height difference: 0 m (Outdoor unit to Indoor unit)
- The values in this table should be used only as a guide. These values are calculated at standard conditions. To fix your selection of models, select them according to "Model Selection" in the D&T manual.

*1: LMC type is not available for this combination.

8-unit Multi-split Combination Table–Heating

8-unit Multi-split heating

AOHG45LBT8	Combination of Indoor Unit								Heating Operation									
									Heating Capacity									Input power
									Unit 1	Unit 2	Unit 3	Unit 4	Unit 5	Unit 6	Unit 7	Unit 8	Total	
									kW	kW	kW	kW	kW	kW	kW	kW	kW	kW
4-unit connection	7	7	14	18	-	-	-	-	2.37	2.37	4.80	5.86	-	-	-	-	15.40	4.75
	7	7	14	14	-	-	-	-	2.37	2.37	4.80	4.80	-	-	-	-	14.34	4.21
	7	7	12	24	-	-	-	-	2.36	2.36	3.94	7.87	-	-	-	-	16.53	5.11
	7	7	12	18	-	-	-	-	2.37	2.37	3.96	5.86	-	-	-	-	14.56	4.46
	7	7	12	14	-	-	-	-	2.37	2.37	3.96	4.80	-	-	-	-	13.50	4.00
	7	7	9	24	-	-	-	-	2.37	2.37	2.99	7.91	-	-	-	-	15.64	4.91
	7	7	9	18	-	-	-	-	2.37	2.37	2.99	5.86	-	-	-	-	13.59	4.10
	7	7	7	24	-	-	-	-	2.37	2.37	2.37	7.91	-	-	-	-	15.02	4.60
	7	7	7	18	-	-	-	-	2.37	2.37	2.37	5.86	-	-	-	-	12.97	3.90
5-unit connection	12	12	12	12	14	-	-	-	3.51	3.51	3.51	3.51	4.26	-	-	-	18.32	5.98
	12	12	12	12	12	-	-	-	3.58	3.58	3.58	3.58	3.58	-	-	-	17.90	5.98
	9	12	12	14	14	-	-	-	2.66	3.52	3.52	4.27	4.27	-	-	-	18.26	5.98
	9	12	12	12	14	-	-	-	2.71	3.59	3.59	3.59	4.35	-	-	-	17.84	5.98
	9	12	12	12	12	-	-	-	2.85	3.77	3.77	3.77	3.77	-	-	-	17.95	5.87
	9	9	14	14	14	-	-	-	2.67	2.67	4.28	4.28	4.28	-	-	-	18.19	5.98
	9	9	12	14	18	-	-	-	2.66	2.66	3.52	4.26	5.21	-	-	-	18.30	5.98
	9	9	12	14	14	-	-	-	2.72	2.72	3.60	4.37	4.37	-	-	-	17.77	5.98
	9	9	12	12	18	-	-	-	2.71	2.71	3.58	3.58	5.30	-	-	-	17.88	5.98
	9	9	12	12	14	-	-	-	2.86	2.86	3.78	3.78	4.58	-	-	-	17.86	5.70
	9	9	12	12	12	-	-	-	2.89	2.89	3.83	3.83	3.83	-	-	-	17.28	5.43
	9	9	9	14	18	-	-	-	2.71	2.71	2.71	4.36	5.32	-	-	-	17.82	5.98
	9	9	9	14	14	-	-	-	2.86	2.86	2.86	4.59	4.59	-	-	-	17.77	5.56
	9	9	9	12	18	-	-	-	2.85	2.85	2.85	3.78	5.59	-	-	-	17.92	5.87
	9	9	9	12	14	-	-	-	2.90	2.90	2.90	3.84	4.65	-	-	-	17.19	5.32
	9	9	9	12	12	-	-	-	2.97	2.97	2.97	3.93	3.93	-	-	-	16.78	5.16
	9	9	9	9	24	-	-	-	2.70	2.70	2.70	2.70	7.14	-	-	-	17.94	5.98
	9	9	9	9	18	-	-	-	2.89	2.89	2.89	2.89	5.67	-	-	-	17.25	5.43
	9	9	9	9	14	-	-	-	2.97	2.97	2.97	2.97	4.77	-	-	-	16.67	5.11
	9	9	9	9	12	-	-	-	2.99	2.99	2.99	2.99	3.96	-	-	-	15.92	5.07
	9	9	9	9	9	-	-	-	2.99	2.99	2.99	2.99	2.99	-	-	-	14.95	4.60
	7	12	14	14	14	-	-	-	2.10	3.51	4.25	4.25	4.25	-	-	-	18.37	5.98
	7	12	12	14	14	-	-	-	2.14	3.57	3.57	4.33	4.33	-	-	-	17.95	5.98
	7	12	12	12	18	-	-	-	2.13	3.56	3.56	3.56	5.26	-	-	-	18.06	5.98
	7	12	12	12	14	-	-	-	2.25	3.76	3.76	3.76	4.56	-	-	-	18.10	5.87
	7	12	12	12	12	-	-	-	2.28	3.81	3.81	3.81	3.81	-	-	-	17.52	5.56
	7	9	14	14	18	-	-	-	2.09	2.64	4.24	4.24	5.18	-	-	-	18.40	5.98
	7	9	14	14	14	-	-	-	2.14	2.71	4.34	4.34	4.34	-	-	-	17.88	5.98
	7	9	12	14	18	-	-	-	2.13	2.69	3.57	4.32	5.28	-	-	-	17.99	5.98
	7	9	12	14	14	-	-	-	2.26	2.85	3.77	4.57	4.57	-	-	-	18.01	5.70
	7	9	12	12	18	-	-	-	2.25	2.84	3.76	3.76	5.56	-	-	-	18.16	5.98
	7	9	12	12	14	-	-	-	2.28	2.88	3.82	3.82	4.63	-	-	-	17.43	5.43
	7	9	12	12	12	-	-	-	2.35	2.96	3.92	3.92	3.92	-	-	-	17.09	5.23
	7	9	9	18	18	-	-	-	2.13	2.69	2.69	5.27	5.27	-	-	-	18.04	5.98
	7	9	9	14	18	-	-	-	2.25	2.84	2.84	4.56	5.57	-	-	-	18.07	5.87
	7	9	9	14	14	-	-	-	2.29	2.89	2.89	4.64	4.64	-	-	-	17.34	5.32
	7	9	9	12	24	-	-	-	2.12	2.68	2.68	3.55	7.08	-	-	-	18.11	5.98
	7	9	9	12	18	-	-	-	2.28	2.88	2.88	3.81	5.64	-	-	-	17.49	5.56
	7	9	9	12	14	-	-	-	2.35	2.97	2.97	3.93	4.76	-	-	-	16.97	5.16
	7	9	9	12	12	-	-	-	2.37	2.98	2.98	3.95	3.95	-	-	-	16.24	5.08
	7	9	9	9	24	-	-	-	2.17	2.74	2.74	2.74	7.24	-	-	-	17.63	5.98
	7	9	9	9	18	-	-	-	2.35	2.96	2.96	2.96	5.81	-	-	-	17.05	5.23
	7	9	9	9	14	-	-	-	2.37	2.99	2.99	2.99	4.79	-	-	-	16.12	5.07
	7	9	9	9	12	-	-	-	2.37	2.99	2.99	2.99	3.96	-	-	-	15.30	4.75
	7	9	9	9	9	-	-	-	2.37	2.99	2.99	2.99	2.99	-	-	-	14.33	4.33
	7	7	14	14	18	-	-	-	2.12	2.12	4.30	4.30	5.25	-	-	-	18.10	5.98
	7	7	14	14	14	-	-	-	2.25	2.25	4.55	4.55	4.55	-	-	-	18.16	5.70
	7	7	12	18	18	-	-	-	2.11	2.11	3.53	5.23	5.23	-	-	-	18.21	5.98
	7	7	12	14	18	-	-	-	2.16	2.16	3.62	4.38	5.35	-	-	-	17.68	5.98
	7	7	12	14	14	-	-	-	2.28	2.28	3.80	4.61	4.61	-	-	-	17.58	5.43
	7	7	12	12	24	-	-	-	2.11	2.11	3.52	3.52	7.03	-	-	-	18.29	5.98
	7	7	12	12	14	-	-	-	2.35	2.35	3.92	3.92	4.75	-	-	-	17.28	5.23
	7	7	12	12	12	-	-	-	2.36	2.36	3.94	3.94	3.94	-	-	-	16.54	5.11
	7	7	9	18	18	-	-	-	2.16	2.16	2.72	5.34	5.34	-	-	-	17.73	5.98
	7	7	9	14	24	-	-	-	2.11	2.11	2.67	4.28	7.05	-	-	-	18.22	5.98
	7	7	9	14	18	-	-	-	2.27	2.27	2.87	4.61	5.62	-	-	-	17.64	5.56
	7	7	9	14	14	-	-	-	2.35	2.35	2.96	4.75	4.75	-	-	-	17.16	5.16
	7	7	9	12	24	-	-	-	2.15	2.15	2.72	3.60	7.18	-	-	-	17.80	5.98
	7	7	9	12	18	-	-	-	2.34	2.34	2.96	3.92	5.80	-	-	-	17.36	5.32
	7	7	9	12	14	-	-	-	2.36	2.36	2.98	3.95	4.78	-	-	-	16.43	5.08
	7	7	9	12	12	-	-	-	2.37	2.37	2.99	3.96	3.96	-	-	-	15.65	4.91
	7	7	9	9	24	-	-	-	2.27	2.27	2.86	2.86	7.56	-	-	-	17.81	5.70
	7	7	9	9	18	-	-	-	2.36	2.36	2.98	2.98	5.83	-	-	-	16.51	5.11
	7	7	9	9	14	-	-	-	2.37	2.37	2.99	2.99	4.80	-	-	-	15.52	4.75
	7	7	9	9	12	-	-	-	2.37	2.37	2.99	2.99	3.96	-	-	-	14.68	4.46
	7	7	9	9	9	-	-	-	2.37	2.37	2.99	2.99	2.99	-	-	-	13.71	4.10
	7	7	7	18	18	-	-	-	2.26	2.26	2.26	5.58	5.58	-	-	-	17.95	5.87
	7	7	7	14	24	-	-	-	2.14	2.14	2.14	4.34	7.15	-	-	-	17.91	5.98
	7	7	7	14	18	-	-	-	2.30	2.30	2.30	4.65	5.68	-	-	-	17.22	5.32
	7	7	7	14	14	-	-	-	2.36	2.36	2.36	4.77	4.77	-	-	-	16.62	5.08
	7	7	7	12	24	-	-	-	2.25	2.25	2.25	3.77	7.52	-	-	-	18.05	5.87
	7	7	7	12	18	-	-	-	2.35	2.35	2.35	3.93	5.82	-	-	-	16.81	5.16
	7	7	7	12	14	-	-	-	2.37	2.37	2.37	3.96	4.80	-	-	-	15.87	4.91
	7	7	7	12	12	-	-	-	2.37	2.37	2.37	3.96	3.96	-	-	-	15.03	4.60
	7	7	7	9	24	-	-	-	2.29	2.29	2.29	2.89	7.63	-	-	-	17.38	5.43
	7	7	7	9	18	-	-	-	2.37	2.37	2.37	2.99	5.86	-	-	-	15.96	5.07
	7	7	7	9	14	-	-	-	2.37	2.37	2.37	2.99	4.80	-	-	-	14.90	4.46
	7	7	7	9	12	-	-	-	2.37	2.37	2.37	2.99	3.96	-	-	-	14.06	4.21
	7	7	7	9	9	-	-	-	2.37	2.37	2.37	2.99	2.99	-	-	-	13.09	3.90
	7	7	7	7	24	-	-	-	2.35	2.35	2.35	2.35	7.83	-	-	-	17.22	5.23
	7	7	7	7	18	-	-	-	2.37	2.37	2.37	2.37	5.86	-	-	-	15.34	4.75
	7	7	7	7	14	-	-	-	2.37	2.37	2.37	2.37	4.80	-	-	-	14.28	4.21
	7	7	7	7	12	-	-	-	2.37	2.37	2.37	2.37	3.96	-	-	-	13.44	4.00
6-unit connection	9	9	9	9	12	14	-	-	2.65	2.65	2.65	2.65	3.51	4.25	-	-	18.36	5.98
	9	9	9	9	12	12	-	-	2.70	2.70	2.70	2.70	3.57	3.57	-	-	17.94	5.98
	9	9	9	9	9	14	-	-	2.71	2.71	2.71	2.71	2.71	4.34	-	-	17.88	5.98
	9	9	9	9	9	12	-	-	2.85	2.85	2.85	2.85	2.85	3.77	-	-	18.00	5.87
	9	9	9	9	9	9	-	-	2.89	2.89	2.89	2.89	2.89	2.89	-	-	17.33	5.43
	7	9	9	12	12	12	-	-	2.12	2.68	2.68	3.55	3.55	3.55	-	-	18.12	5.98
	7	9	9	9	12	14	-	-	2.13	2.69	2.69	2.69	3.56	4.31	-	-	18.05	5.98
	7	9	9	9	12	12	-	-	2.17	2.74	2.74	2.74	3.62	3.62	-	-	17.63	5.98

Note:
- Heating capacity is based on 20°CDB (indoor temperature), 7°CDB/6°CWB (outdoor temperature)
- Pipe Length: 5 m (Outdoor unit to Branch box), 3 m (Branch box to Indoor unit)
- Height difference: 0 m (Outdoor unit to Indoor unit)
- The values in this table should be used only as a guide. These values are calculated at standard conditions. To fix your selection of models, select them according to "Model Selection" in the D&T manual.

8-unit Multi-split heating

AOHG45LBT8	Combination of Indoor Unit								Heating Operation									Input power
									Heating Capacity									
									Unit 1	Unit 2	Unit 3	Unit 4	Unit 5	Unit 6	Unit 7	Unit 8	Total	
									kW	kW	kW	kW	kW	kW	kW	kW	kW	kW
6-unit connection	7	9	9	9	9	18	-	-	2.12	2.68	2.68	2.68	2.68	5.25	-	-	18.10	5.98
	7	9	9	9	9	12	-	-	2.28	2.87	2.87	2.87	2.87	3.81	-	-	17.57	5.56
	7	9	9	9	9	9	-	-	2.35	2.96	2.96	2.96	2.96	2.96	-	-	17.16	5.23
	7	7	12	12	12	12	-	-	2.11	2.11	3.52	3.52	3.52	3.52	-	-	18.29	5.98
	7	7	9	12	12	14	-	-	2.11	2.11	2.66	3.53	3.53	4.28	-	-	18.23	5.98
	7	7	9	12	12	12	-	-	2.15	2.15	2.71	3.60	3.60	3.60	-	-	17.81	5.98
	7	7	9	9	14	14	-	-	2.12	2.12	2.67	2.67	4.29	4.29	-	-	18.16	5.98
	7	7	9	9	12	18	-	-	2.11	2.11	2.66	2.66	3.52	5.21	-	-	18.27	5.98
	7	7	9	9	12	14	-	-	2.16	2.16	2.72	2.72	3.61	4.37	-	-	17.74	5.98
	7	7	9	9	12	12	-	-	2.27	2.27	2.86	2.86	3.78	3.78	-	-	17.82	5.70
	7	7	9	9	9	18	-	-	2.15	2.15	2.72	2.72	2.72	5.33	-	-	17.79	5.98
	7	7	9	9	9	14	-	-	2.27	2.27	2.86	2.86	2.86	4.60	-	-	17.73	5.56
	7	7	9	9	9	12	-	-	2.30	2.30	2.90	2.90	2.90	3.84	-	-	17.15	5.32
	7	7	9	9	9	9	-	-	2.36	2.36	2.97	2.97	2.97	2.97	-	-	16.61	5.11
	7	7	7	12	14	14	-	-	2.10	2.10	2.10	3.51	4.26	4.26	-	-	18.34	5.98
	7	7	7	12	12	14	-	-	2.14	2.14	2.14	3.58	3.58	4.34	-	-	17.92	5.98
	7	7	7	12	12	12	-	-	2.25	2.25	2.25	3.77	3.77	3.77	-	-	18.06	5.87
	7	7	7	9	14	18	-	-	2.10	2.10	2.10	2.65	4.25	5.19	-	-	18.38	5.98
	7	7	7	9	14	14	-	-	2.15	2.15	2.15	2.71	4.35	4.35	-	-	17.85	5.98
	7	7	7	9	12	18	-	-	2.14	2.14	2.14	2.70	3.57	5.28	-	-	17.96	5.98
	7	7	7	9	12	14	-	-	2.26	2.26	2.26	2.85	3.77	4.57	-	-	17.97	5.70
	7	7	7	9	12	12	-	-	2.29	2.29	2.29	2.89	3.82	3.82	-	-	17.39	5.43
	7	7	7	9	9	18	-	-	2.25	2.25	2.25	2.84	2.84	5.57	-	-	18.03	5.87
	7	7	7	9	9	14	-	-	2.29	2.29	2.29	2.89	2.89	4.64	-	-	17.30	5.32
	7	7	7	9	9	12	-	-	2.35	2.35	2.35	2.97	2.97	3.93	-	-	16.92	5.16
	7	7	7	9	9	9	-	-	2.37	2.37	2.37	2.99	2.99	2.99	-	-	16.07	5.07
	7	7	7	7	14	18	-	-	2.13	2.13	2.13	2.13	4.31	5.26	-	-	18.07	5.98
	7	7	7	7	14	14	-	-	2.25	2.25	2.25	2.25	4.56	4.56	-	-	18.12	5.70
	7	7	7	7	12	18	-	-	2.17	2.17	2.17	2.17	3.62	5.36	-	-	17.65	5.98
	7	7	7	7	12	14	-	-	2.28	2.28	2.28	2.28	3.81	4.62	-	-	17.54	5.43
	7	7	7	7	12	12	-	-	2.35	2.35	2.35	2.35	3.92	3.92	-	-	17.23	5.23
	7	7	7	7	9	24	-	-	2.12	2.12	2.12	2.12	2.67	7.06	-	-	18.19	5.98
	7	7	7	7	9	18	-	-	2.28	2.28	2.28	2.28	2.87	5.63	-	-	17.60	5.56
	7	7	7	7	9	14	-	-	2.35	2.35	2.35	2.35	2.96	4.76	-	-	17.11	5.16
	7	7	7	7	9	12	-	-	2.36	2.36	2.36	2.36	2.98	3.95	-	-	16.38	5.08
	7	7	7	7	9	9	-	-	2.37	2.37	2.37	2.37	2.99	2.99	-	-	15.46	4.75
	7	7	7	7	7	24	-	-	2.14	2.14	2.14	2.14	2.14	7.16	-	-	17.88	5.98
	7	7	7	7	7	18	-	-	2.30	2.30	2.30	2.30	2.30	5.68	-	-	17.18	5.32
	7	7	7	7	7	14	-	-	2.36	2.36	2.36	2.36	2.36	4.78	-	-	16.57	5.08
	7	7	7	7	7	12	-	-	2.37	2.37	2.37	2.37	2.37	3.96	-	-	15.81	4.91
	7	7	7	7	7	9	-	-	2.37	2.37	2.37	2.37	2.37	2.99	-	-	14.84	4.46
	7	7	7	7	7	7	-	-	2.37	2.37	2.37	2.37	2.37	2.37	-	-	14.22	4.21
7-unit connection	7	9	9	9	9	9	9	-	2.12	2.67	2.67	2.67	2.67	2.67	2.67	-	18.16	5.98
	7	7	9	9	9	9	12	-	2.10	2.10	2.65	2.65	2.65	2.65	3.51	-	18.33	5.98
	7	7	9	9	9	9	9	-	2.15	2.15	2.71	2.71	2.71	2.71	2.71	-	17.85	5.98
	7	7	7	9	9	9	14	-	2.09	2.09	2.09	2.63	2.63	2.63	4.23	-	18.40	5.98
	7	7	7	9	9	9	12	-	2.13	2.13	2.13	2.69	2.69	2.69	3.56	-	18.02	5.98
	7	7	7	9	9	9	9	-	2.25	2.25	2.25	2.84	2.84	2.84	2.84	-	18.11	5.87
	7	7	7	7	9	12	12	-	2.11	2.11	2.11	2.11	2.67	3.53	3.53	-	18.20	5.98
	7	7	7	7	9	9	14	-	2.12	2.12	2.12	2.12	2.68	2.68	4.30	-	18.13	5.98
	7	7	7	7	9	9	12	-	2.16	2.16	2.16	2.16	2.73	2.73	3.61	-	17.71	5.98
	7	7	7	7	9	9	9	-	2.27	2.27	2.27	2.27	2.87	2.87	2.87	-	17.68	5.56
	7	7	7	7	7	12	14	-	2.10	2.10	2.10	2.10	2.10	3.52	4.26	-	18.31	5.98
	7	7	7	7	7	12	12	-	2.14	2.14	2.14	2.14	2.14	3.58	3.58	-	17.89	5.98
	7	7	7	7	7	9	18	-	2.10	2.10	2.10	2.10	2.10	2.65	5.19	-	18.35	5.98
	7	7	7	7	7	9	14	-	2.15	2.15	2.15	2.15	2.15	2.71	4.36	-	17.82	5.98
	7	7	7	7	7	9	12	-	2.26	2.26	2.26	2.26	2.26	2.85	3.78	-	17.93	5.70
	7	7	7	7	7	9	9	-	2.29	2.29	2.29	2.29	2.29	2.89	2.89	-	17.26	5.32
	7	7	7	7	7	7	18	-	2.13	2.13	2.13	2.13	2.13	2.13	5.26	-	18.04	5.98
	7	7	7	7	7	7	14	-	2.25	2.25	2.25	2.25	2.25	2.25	4.56	-	18.08	5.70
	7	7	7	7	7	7	12	-	2.28	2.28	2.28	2.28	2.28	2.28	3.81	-	17.50	5.43
	7	7	7	7	7	7	9	-	2.35	2.35	2.35	2.35	2.35	2.35	2.96	-	17.06	5.16
	7	7	7	7	7	7	7	-	2.36	2.36	2.36	2.36	2.36	2.36	2.36	-	16.52	5.08
8-unit connection	7	7	7	7	7	9	9	9	2.09	2.09	2.09	2.09	2.09	2.64	2.64	2.64	18.40	5.98
	7	7	7	7	7	7	9	9	2.12	2.12	2.12	2.12	2.12	2.12	2.68	2.68	18.10	5.98
	7	7	7	7	7	7	7	12	2.11	2.11	2.11	2.11	2.11	2.11	2.11	3.52	18.28	5.98
	7	7	7	7	7	7	7	9	2.15	2.15	2.15	2.15	2.15	2.15	2.15	2.72	17.79	5.98
	7	7	7	7	7	7	7	7	2.25	2.25	2.25	2.25	2.25	2.25	2.25	2.25	18.04	5.70

Note:
- Heating capacity is based on 20°CDB (indoor temperature), 7°CDB/6°CWB (outdoor temperature)
- Pipe Length: 5 m (Outdoor unit to Branch box), 3 m (Branch box to Indoor unit)
- Height difference: 0 m (Outdoor unit to Indoor unit)
- The values in this table should be used only as a guide. These values are calculated at standard conditions. To fix your selection of models, select them according to "Model Selection" in the D&T manual.

Feature Summary

Type		Wall Mounted							Cassette
Series		Designer Series		Standard Series		Designer Series	Standard Series		Compact 4-way Flow Grid type Series
Model No.		ASHG 07/09/12/14 KGTB	ASHG 07/09/12/14 KETA, ASHG 07/09/12/14 KETA-B	ASHG 07/09/12/14 KMCC	ASHG 18/22/24 KMTB	ASHG 07/09/12/14 LUCA	ASHG 07/09/12/14 LMCA	ASHG18LFCA, ASHG24LFCC	AUXG 07/09/12/ 14/18/22/24 KVLA
Refrigerant		R32	R32	R32	R32	R410A			R32
Energy Saving Function	Save human sensor	●							
	Economy mode	●	●	●	●	●	●	●	●
	Room temperature set point limitation	○	○	○	○	○	○	○	○
	Set temperature auto return	○	○	○	○	○	○	○	●
Comfortable Function	Power diffuser						●	●	
	Powerful mode	●	●	●	●	●	●		
	10°C HEAT operation	●	●	●	●	●	●	●	●
	Low noise mode	●	●	●	●	●	●		
	Auto-changeover	●	●	●	●	●	●	●	●
	Up/down swing flaps	●	●	●	●	●	●		●
	Double swing automatic				●			●	
	Automatic fan speed	●	●	●	●	●	●	●	●
	Auto restart	●	●	●	●	●	●	●	●
	Connectable fresh air duct								
	Fresh air intake								
	Connectable distributing duct								
Convenient Function	Auto off timer	○	○	○	○	○	○	○	○
	Sleep timer	●	●	●	●	●	●	●	●
	Program timer	●	●	●	●	●	●	●	●
	Weekly timer	●	●	○	●	●			
	Weekly + setback timer	○	○	○	○	○	○	○	○
	Filter sign	●	●	●	●	●	●	●	●
	External error output	○	○	○	○	○	○	○	
	External ON/OFF input	○	○	○	○	○	○	○	○
	Wireless LAN control	○	○	○	○	○	○	○	○
Clean Function	Ion deodorization filter	○	○	○	●	●	●	●	
	Apple-catechin filter	○	○	○	●	●	●	●	
	Long life filter								
	Washable panel				●		●	●	
	Silver Ion Filter	○	○	○	○	○	○	○	○
Installation	Drain pump as standard								●
	Blue fin							● (30)	

Cassette		Duct						Floor		Floor/ Ceiling	Ceiling	
Compact 4-way Flow Series	4-way Flow Series	Mini (With drain pump)		Slim (With drain pump)		Medium Static Pressure						
AUHG 07/09LVLA, AUHG 12/14/18LVLB, AUHG 22/24LVLA	AUHG 30/36LRLE, AUHG 36/45LRLA	ARXG 07/09/ 12/14/18 KSLAP	ARHG 07/09/ 12/14/18 LSLAP	ARXG 07/09/ 12/14/18 KLLAP	ARHG 07/09LLTA, ARHG 12/14/18 LLTB	ARXG22KMLB, ARXG24KMLA	ARHG 22/24/36/45 LMLA, ARHG 30/36LMLE	AGHG 09/12/14 KVCA	AGHG 09/12/14 LVCA	ABHG 14/22/24 LVTA, ABHG18LVTB	ABHG 18/22KRTA	ABHG 30/36LRTE, ABHG 36/45LRTA
R410A		R32	R410A	R32	R410A	R32	R410A	R32	R410A		R32	R410A
●	●	●	●	●	●	●	●	●	●	●	●	●
○	○	●	●	○	○	○	○	○	○	○	●	○
○	○	●	●	○	○	○	○	○	○	○	●	○
								●				
●	○	○	○	○	○	○	○	●	●	●	○	●
							○ (45)(36LMLA)	●			○	○ (45/54)(36LRTA)
●	●	●	●	●	●	●	●	●	●	●	●	●
●	●	○	○	○	○			●	●		●	
										●		●
●	●	●	●	●	●	●	●	●	●	●	●	●
●	●	●	●	●	●	●	●	●	●	●	●	●
○	●					●	●				●	●
○	○			○	○	○	○				○	○
						●	●					
○	○	●	●	○	○	○	○	○	○	○	●	○
●	○	○	○	○	○	○	○	●	●	●	○	●
●	○	○	○	○	○	○	○	●	●	●	○	●
		●	●					●			●	
○	●			●	●	●	●		○	○		○
●	●	●	●	●	●	●	●	●	●	●	●	●
		○	○					○			○	
○	○	●	●	○	○	○	○	○	○	○	●	○
○	○	○	○	○	○	○	○	○	○	○	○	○
								●	●			
								●	●			
						○	○	●	●			
○	○	○	○	○	○	○	○	○	○	○	○	○
●	●	●	●	●	●	○	○				○	○
	● (45/54)						● (45)					● (45)

○ : Optional function

Light Commercial & Commercial, Residential

V R F

AIRSTAGE™ VRF systems can be designed to create an air conditioning solution to suit most buildings requirements.

AIRSTAGE™ VRF systems can be designed to effectively provide an air conditioning solution from a large domestic residence through to a large scale commercial building.

VRF Outdoor Units

AIRSTAGE™ J Series
Heat Pump for Small Capacity Type

AIRSTAGE™ V Series
Heat Recovery Modular Type

Heat Pump Modular Type

VRF INDOOR UNITS

AIRSTAGE™

VRF

VRF

Light Commercial & Commercial, Residential

EUROVENT CERTIFIED PERFORMANCE
www.eurovent-certification.com

FUJITSU GENERAL (Euro) GmbH participates in the ECP program for VRF.
Check ongoing validity of certificate:
www.eurovent-certification.com

FUJITSU GENERAL LIMITED

AIRSTAGE™ J Series Overview

Fujitsu General provides air conditioning systems for a wide range of applications from small office buildings and hotels to large stores, houses.

Maximum 18 HP Heat Pump
AIRSTAGE™ J-IVL

J-IVL is an outdoor unit with a slim design offering a high degree of freedom of installation that is recommended for mid-size office buildings and hotels. Furthermore, you can connect up to 42* indoor units with newly added 14/16/18 HP models. 14/16/18 HP models are also ideal for hospitals and educational facilities with many rooms.

*: 18 HP model

Slim Outdoor Unit

Although the new 14/16/18 HP models that can handle slightly larger capacity requirements, they have a slim depth of 480 mm. These models can be introduced and installed even in limited spaces.

Small room application

Up to 30-42 indoor units can be connected by the optimum heat exchanger structure. Available to various small rooms.

Top Class Low Operating Sound

Top class low operating sound is achieved. Highly suited for densely populated areas thanks to their low operating sound.

8-12 HP models

14/16/18 HP models

Maximum 6 HP Heat Pump
AIRSTAGE™ J-IV

J-IV allows the condenser to connect up to 13 indoor units. This model is suitable for small buildings that bring together small stores.

High Energy Efficiency

Heat pump inverter control is used to achieve an efficient cooling or heating operation in any indoor unit combination.

Flexible systems for small- and medium-size buildings air conditioning

Space saving design and long piping design allow flexible installations on the roofs or balconies of small and medium-size buildings. Multiple indoor units of various capacities and types can be connected.



Maximum 6 HP Heat Pump, Compact Design
AIRSTAGE™ J-IVS

J-IVS has a compact design with a height of 998 mm that does not obstruct visibility even when installed near waist-level windows. This model is also ideal for large houses, retail stores and other properties.

Space saving and low sound level design

Economical individual air conditioning is achieved by ALL-DC technology, large capacity DC twin rotary compressor, and 3-row heat exchanger though the size is compact.

Flexible systems for homes, shops, small-size buildings air conditioning

Due to compact size design and flexible piping design, J-IVS Series can be installed easily at a place where the installation space is limited such as homes, shops, and small offices. Multiple indoor units of various capacities and types can be connected.

AIRSTAGE™ V Series Overview

AIRSTAGE™ V Series Systems can be designed to effectively provide an air conditioning solution from a large domestic residence through to a large scale commercial building.

Maximum 48 HP Heat Recovery

AIRSTAGE™ VR-IV

Smart and cutting-edge design.
Extensive lineup from 8 HP to 48 HP in 2 HP increment.
Connectable indoor unit capacity ratio up to 150%

Simultaneous cooling and heating operation using 1 refrigerant system

Cooling and heating can be freely selected for each indoor unit to provide simultaneous cooling and heating in rooms with Different temperature requirements.

Annual cooling operation

Usage of annual cooling operation for the rooms and other spaces that require constant temperature control throughout the year.

Handles changes in the temperature difference

The operation mode can be freely changed when there are large temperature differences during the day, such as between seasons.

outdoor temperature
Up to 52°C
at Cooling

Maximum 54 HP Heat Pump

AIRSTAGE™ V-III

Smart and cutting-edge design.
Extensive lineup from 8 HP to 54 HP in 2 HP increment.
Connectable indoor unit capacity ratio up to 150%

Excellent energy saving

Heat pump inverter type achieves high energy savings for individual cooling or heating operation by all inverter technology for seasonal efficiency.

High design flexibility for various building air conditioning

High design flexibly meets the various needs of high-rise building air conditioning such as outdoor unit roof top concentrated installation and each floor installation by large capacity combination, sufficient connection capacity, and high static pressure design.

Easy installation and maintenance

The flexible communication method and piping connections make installation and maintenance easy even for large systems.

Maximum 54 HP Heat Pump

AIRSTAGE™ V-III

Fujitsu General tropical VRF is designed for tropical weather. Extensive lineup from 8 HP to 54 HP in 2 HP increment. Connectable indoor unit capacity ratio up to 130%

High ambient operation design

Possible to operate cooling up to 52°C outdoor temperature

Powerful cooling capacity design

Keeping high cooling power at even high ambient temperature

Anti-corrosion treatment design

All metallic and PCB components are protected against corrosion

TROPICAL SPEC

VRF Outdoor Units Lineup

Capacity (kW)		12.1	14.0	15.1-15.5	22.4	28.0	33.5	40.0	45.0	50.0-50.4	55.9	61.5	67.0	73.5
HP		4	5	6	8	10	12	14	16	18	20	22	24	26
J-IVL Series					AJH072 LELBH	AJH090 LELBH	AJH108 LELBH	AJH126 LELBH	AJH144 LELBH	AJH162 LELBH				
J-IV Series		AJH040 LBLBH, AJH040 LELBH	AJH045 LBLBH, AJH045 LELBH	AJH054 LBLBH, AJH054 LELBH										
J-IVS Series		AJH040 LCLBH	AJH045 LCLBH	AJH054 LCLBH										
VR-IV Series Heat Recovery	Space Saving Set Model				AJH072 GALBH	AJH090 GALBH	AJH108 GALBH	AJH126 GALBH	AJH144 GALBH	AJH162 GALBH	AJH180 GALBH	AJH198 GALBH	AJH216 GALBH	AJH234 GALBH
	Energy Efficiency Set Model								AJH144 GALBHH			AJH198 GALBHH	AJH216 GALBHH	AJH234 GALBHH
V-III Series Heat Pump	Space Saving Set Model				AJH072 LALBH	AJH090 LALBH	AJH108 LALBH	AJH126 LALBH	AJH144 LALBH	AJH162 LALBH	AJH180 LALBH	AJH198 LALBH	AJH216 LALBH	AJH234 LALBH
	Energy Efficiency Set Model								AJH144 LALBHH	AJH162 LALBHH	AJH180 LALBHH		AJH216 LALBHH	AJH234 LALBHH
V-III Tropical Series Heat Pump	Space Saving Set Model				AJH072 LNLBH	AJH090 LNLBH	AJH108 LNLBH	AJH126 LNLBH	AJH144 LNLBH	AJH162 LNLBH	AJH180 LNLBH	AJH198 LNLBH	AJH216 LNLBH	AJH234 LNLBH
	Energy Efficiency Set Model								AJH144 LNLBHH	AJH162 LNLBHH	AJH180 LNLBHH		AJH216 LNLBHH	AJH234 LNLBHH

78.5	85.0	90.0	95.0	100.5	107.0	112.0	118.5	123.5	130.0	135.0	140.0	145.0	150.0
28	30	32	34	36	38	40	42	44	46	48	50	52	54
AJH252 GALBH	AJH270 GALBH	AJH288 GALBH	AJH306 GALBH	AJH324 GALBH	AJH342 GALBH	AJH360 GALBH	AJH378 GALBH	AJH396 GALBH	AJH414 GALBH	AJH432 GALBH			
AJH252 GALBHH	AJH270 GALBHH	AJH288 GALBHH	AJH306 GALBHH	AJH324 GALBHH	AJH342 GALBHH	AJH360 GALBHH	AJH378 GALBHH	AJH396 GALBHH					
AJH252 LALBH	AJH270 LALBH	AJH288 LALBH	AJH306 LALBH	AJH324 LALBH	AJH342 LALBH	AJH360 LALBH	AJH378 LALBH	AJH396 LALBH	AJH414 LALBH	AJH432 LALBH	AJH450 LALBH	AJH468 LALBH	AJH486 LALBH
AJH252 LALBHH	AJH270 LALBHH	AJH288 LALBHH	AJH306 LALBHH	AJH324 LALBHH	AJH342 LALBHH	AJH360 LALBHH	AJH378 LALBHH	AJH396 LALBHH	AJH414 LALBHH				
AJH252 LNLBH	AJH270 LNLBH	AJH288 LNLBH	AJH306 LNLBH	AJH324 LNLBH	AJH342 LNLBH	AJH360 LNLBH	AJH378 LNLBH	AJH396 LNLBH	AJH414 LNLBH	AJH432 LNLBH	AJH450 LNLBH	AJH468 LNLBH	AJH486 LNLBH
AJH252 LNLBLHH	AJH270 LNLBHH	AJH288 LNLBHH	AJH306 LNLBHH	AJH324 LNLBHH	AJH342 LNLBHH	AJH360 LNLBHH	AJH378 LNLBHH	AJH396 LNLBHH	AJH414 LNLBHH				

Feature

High Efficiency

Efficiency is improved significantly by using DC twin rotary compressor, inverter technology, and large heat exchanger

DC twin rotary compressor

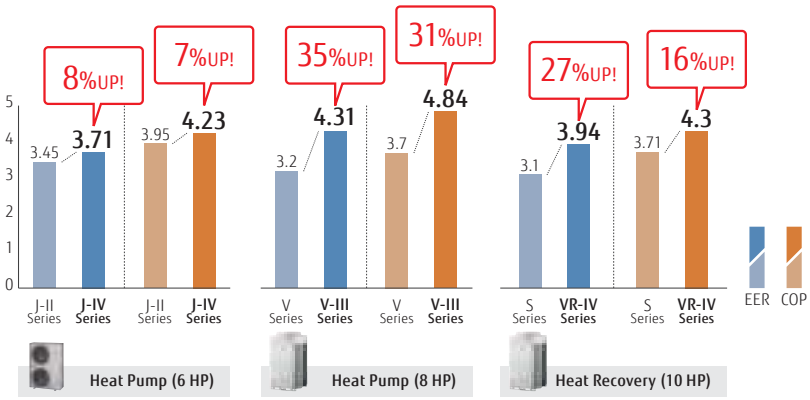

* These specifications are determined by ducted combination.

ALL DC

High efficiency design with top class SEER/SCOP

All VRF Series including J-IVL Series have DC technology to achieve high efficiency operation. This enhances the durability and reliability of VRF Series.



J-IVL Series



J-IV Series



J-IVS Series

1 DC fan motor

3 DC invertor control



2 Large heat exchanger

4 Subcool heat exchanger



V Series

1 3 phase DC fan motor

3 Sine-wave DC invertor control

2 Large heat exchanger

4 Subcool heat exchanger

Operation Performance is Efficiently Controlled.

Room temperature set point limitation

The minimum and maximum temperature ranges can be limited, which provides further energy saving while maintaining the comfort of the occupants.

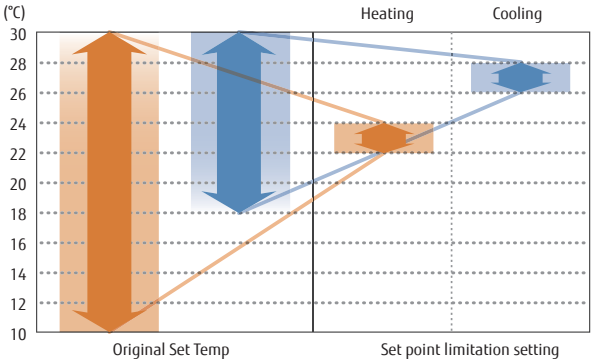

Auto-off timer

New wired remote controller is equipped with an OFF timer function that automatically stops operation when a fixed time has elapsed from the start of operation. This prevents waste of energy. Furthermore a new wired remote controller can set up the interval of time in case operation stops.

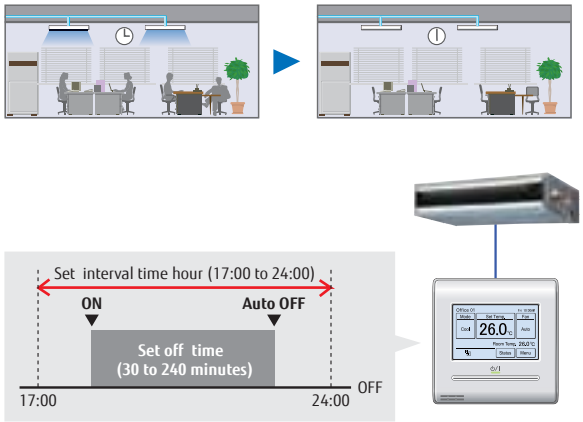

Energy saving management

A variety energy saving operations can be set and managed depending on the season, weather, and time period.
Excellent energy saving operation is performed by using System Controller.

Screen image is Energy manager software (Option)

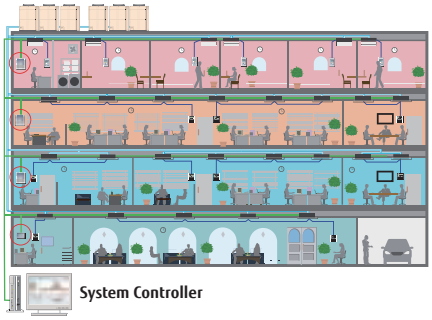

Capacity save operation

Operation capacity can be set in 5 steps for rated capability. The power consumption at peak is cut down and the maximum load is suppressed.

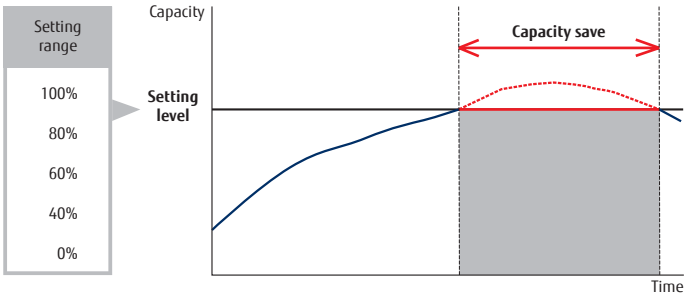

New intelligent refrigerant control

Fujitsu general proposes New outdoor unit which includes New refrigerant control. New refrigerant control can be operated with suitable control corresponding to heat load of the room and can offer a more comfortable space. New refrigerant control can also provide more energy savings.

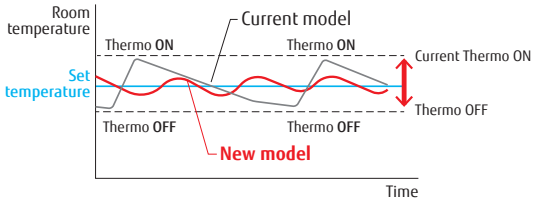

Current refrigerant control
Thermostat-ON/OFF occurs frequently.
→ The comfort is not good since room temperature often changes. Energy saving is not good since compressor is repeated starting and stopping frequently.

New refrigerant control
Room temperature keep target temperature since thermostat-ON/OFF occurs less than Current control. Energy saving is good since compressor continues operation for a longer time than Current control.

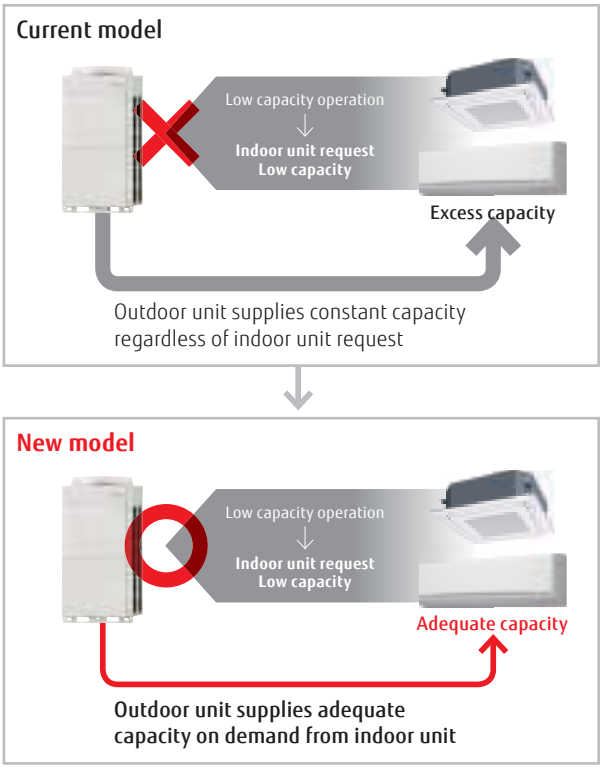

* The improvement by the control and the actual sine wave varies by the combination of the indoor unit and system operating condition.

More Comfort

Auto changeover function

In Auto setting, the cooling/heating mode is automatically switched according to the set temperature and room temperature.

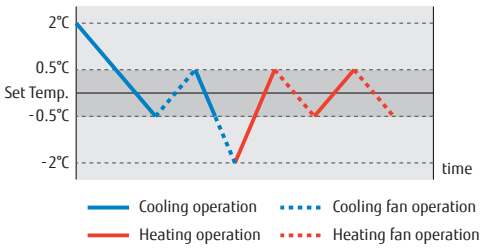

Auto changeover setting allows for the indoor unit to easily switch between cooling and heating regardless of the operation mode of other indoor units. This can be done via specific indoor unit with wired remote controller. This ensures comfortable operation all year round.

Automatic cooling/heating operation for each room is possible

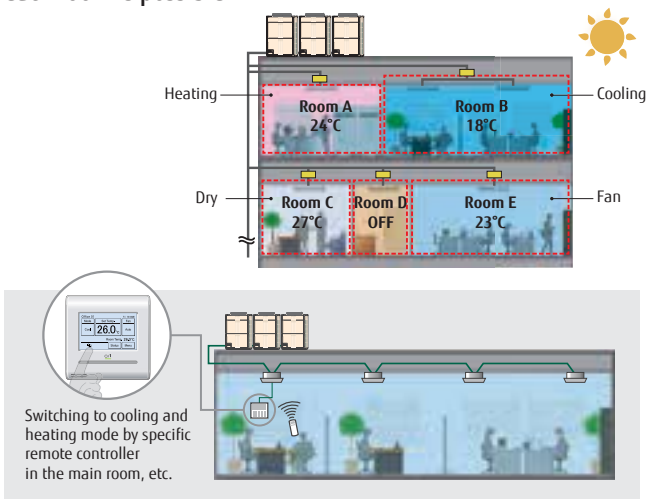

Precision refrigerant flow control

Precise and smooth refrigerant flow control is achieved by using a DC Inverter control in conjunction with individual indoor unit electronic expansion valve control. This allows high precision comfortable temperature control of ±0.5°C.

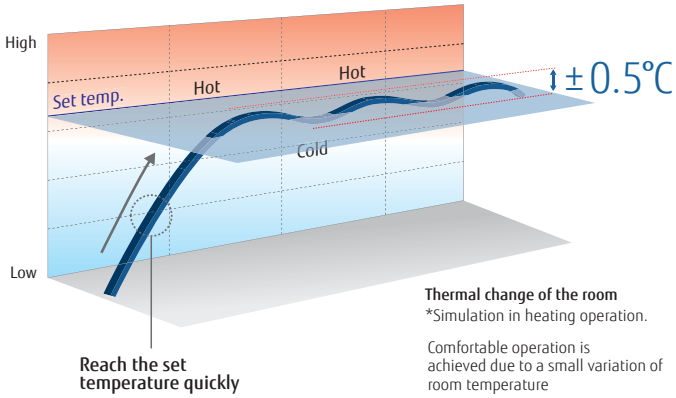

Quiet operation

Quiet operation

Two low noise modes can be selected automatically by quiet priority setting and capacity priority setting depending on the indoor environment and outside temperature load. This feature can be controlled via outdoor unit external input and/or system controller.

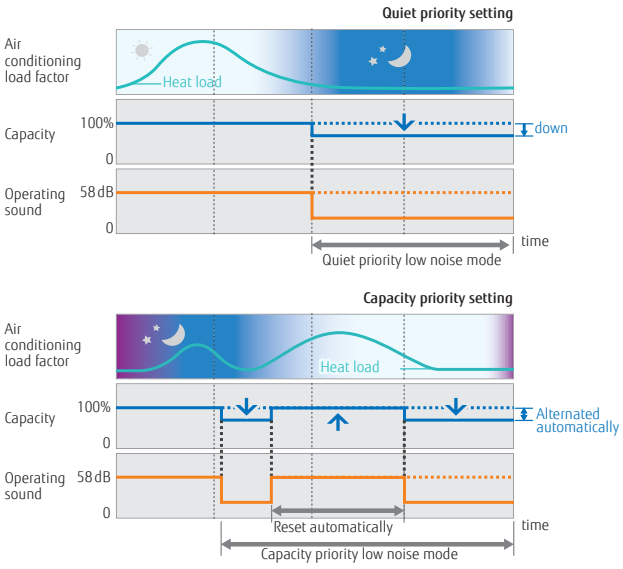

Non-stop oil recovery operation

A comfortable room condition is maintained during oil recovery mode because the product continues to operate without stopping the cooling or heating operation.

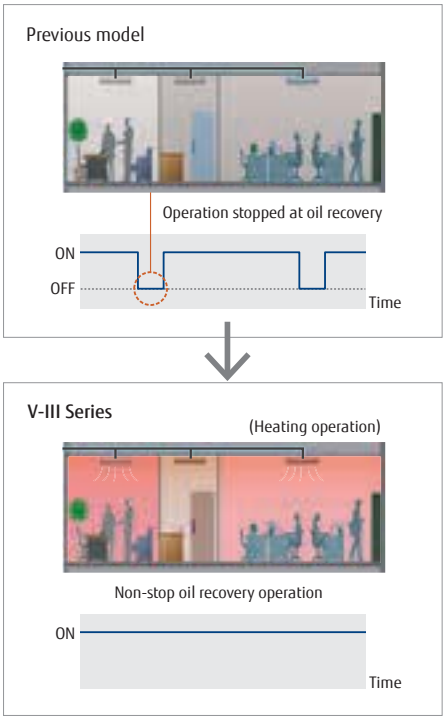

Low sound level design

Small capacity indoor units respond to the demands of several applications.
These models will be able to offer greater audibility comfort by operating at super low sound levels. Especially, Wall mounted (EEV external) type is 19dB(A) when low mode heating operation.

Small capacity indoor unit

High Reliability

Outdoor unit rotational operation

The compressor starting order is rotated so that the running time is shared.

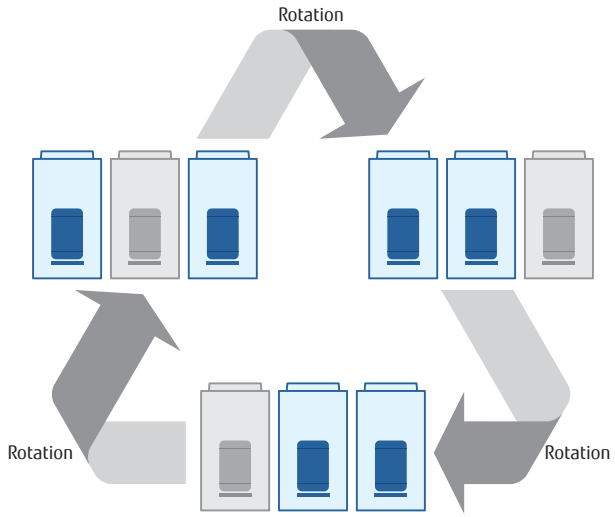

Note: Rotational operation is alternated by the start / stop timing of the compressor.

Backup operation

If one compressor fails, backup operation will be performed by the remaining compressors*.

*: Note: Backup operation may not be possible depending on the trouble state.

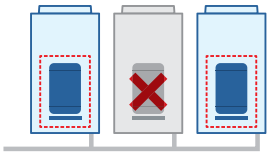

Advanced refrigerant control

Innovative compressor control logic has been introduced in order to balance the refrigerant mass flow rate of each outdoor unit by controlling the inverter speed.

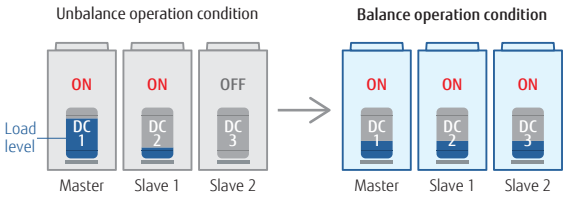

Liquid flow back protection

By adopting a large sized accumulator, not completely vaporised refrigerant stays inside of the accumulator to ensure no liquid refrigerant is being fed into the compressor.

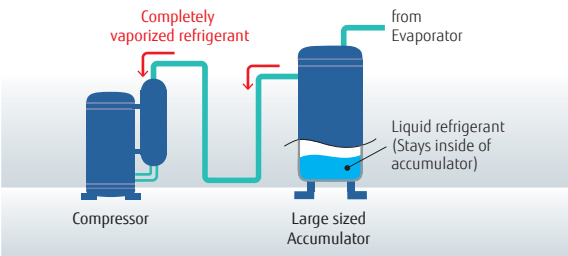

Adoption of blue fin heat exchanger

Corrosion resistant of the heat exchanger has been improved by the introduction of blue fin treatment to the outdoor unit's heat exchanger.

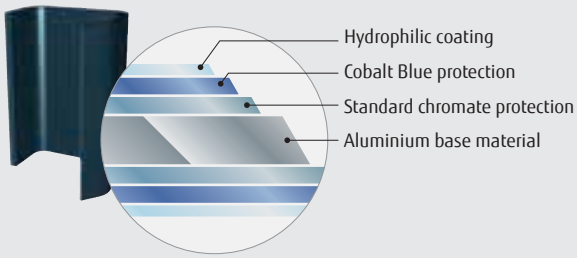

Design Flexibility

Top class Compact design

Compact outdoor unit can be achieved at the top class in the industry by optimal airflow structure design. (Up to 18 HP)

AIRSTAGE™ J Series Compact Outdoor Unit

J-IVS J-IV J-IVL J-IVL High capacity model

Long piping design

Piping design suitable for long, narrow office buildings with a difference in height and low-rise shops with high distance

(AIRSTAGE™ J-IVL Series)

AIRSTAGE™ J-IVL Series

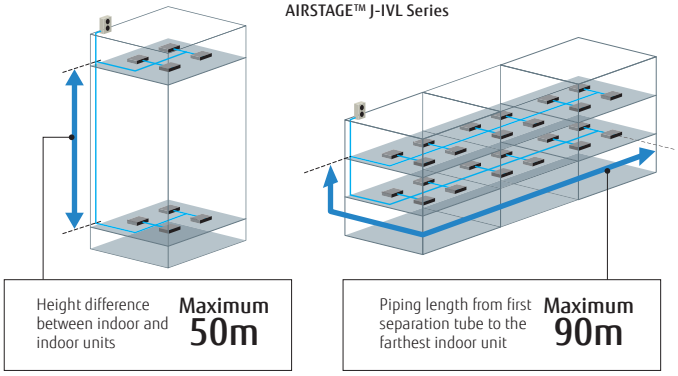

Overall piping length Max. 1,000 m

World's top class overall piping length of 1,000 m allows for application in a wide variety of buildings.

AIRSTAGE™ VR-IV Series & V-III Series

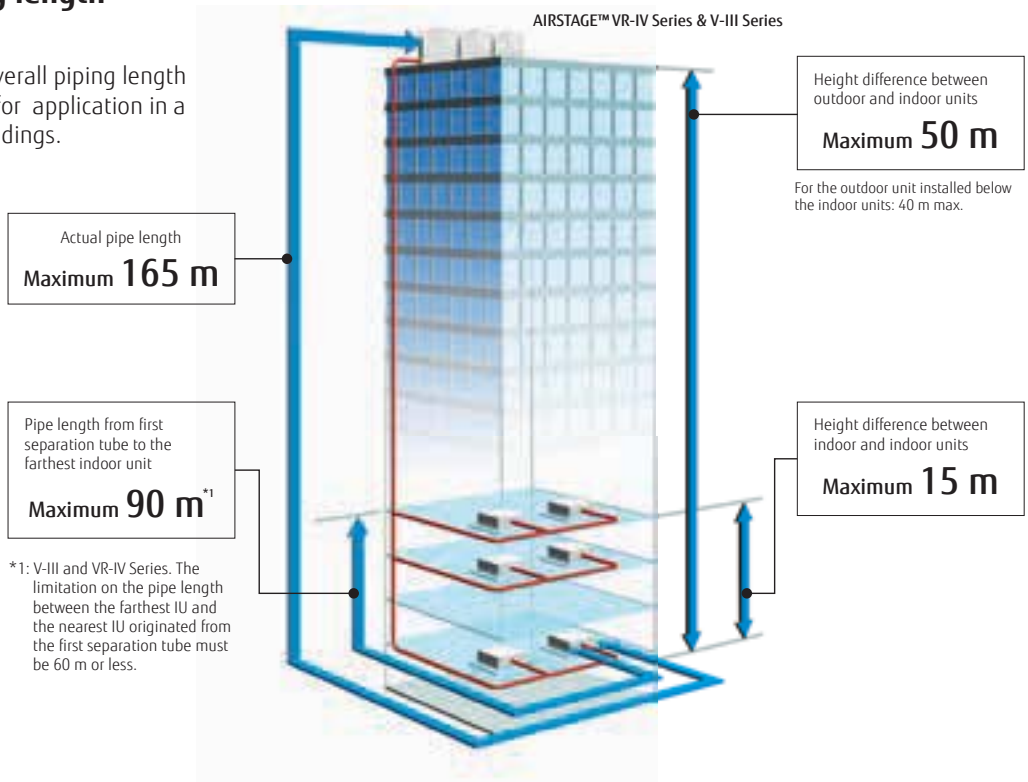

*1: V-III and VR-IV Series. The limitation on the pipe length between the farthest IU and the nearest IU originated from the first separation tube must be 60 m or less.

High capacity connection

Series		Connectable indoor unit capacity range	Connectable indoor unit number
	AIRSTAGE™ J-IVL Series 14/16/18 HP Heat Pump type	50% to 150%*2	up to 42*4
	AIRSTAGE™ J-IVL Series 8/10/12 HP Heat Pump type	50% to 150%*2	up to 30*5
	AIRSTAGE™ J-IV Series Heat Pump type	50% to 150%*2	up to 14*6
	AIRSTAGE™ J-IVS Series Heat Pump type	50% to 130%*2	up to 13
	AIRSTAGE™ VR-IV Series Heat Recovery Modular type	25%*7 to 150%*2	up to 64
	AIRSTAGE™ V-III Series Heat Pump Modular type	50% to 150%*3	up to 64

*2: Conditions of maximum connectable indoor unit capacity ratio is as the chart.
*3: Max. capacities in the combinations including the 18 HP outdoor unit fall below 150%.
*4: J-IVL Series 18 HP model only.
*5: J-IVL Series 12 HP model only.
*6: J-IV Series 6 HP model only.
*7: For modular type, 25% to 49.9% operation in the entire system is available. (by one unit operation)

Designed for low refrigerant charge

Optimal design of indoor unit and outdoor unit reduces the refrigerant volume and special support is not required even when installing in a small room of about 15 m².

Various optional parts

- Intake fresh air with our Fresh Air Intake kit
- Comfortable temperature control with a remote sensor
- Operation by linking up to ventilation equipment and air handling unit with the DX-Kit


Fresh Air Intake kit


EEV unit


Control unit

Low ambient operation

Refrigeration cycle technology allows cooling operation even at -15°C.

Wide operating range

Installation in extreme temperature conditions is possible due to an increase in operating range.

*8: Note: When a multiple outdoor unit connection is used, operating range is from -5°C to 46°C in cooling.
*9: Only when all indoor units are 5.6 kW or more in the system, the operating range is -15°C to 46°C.

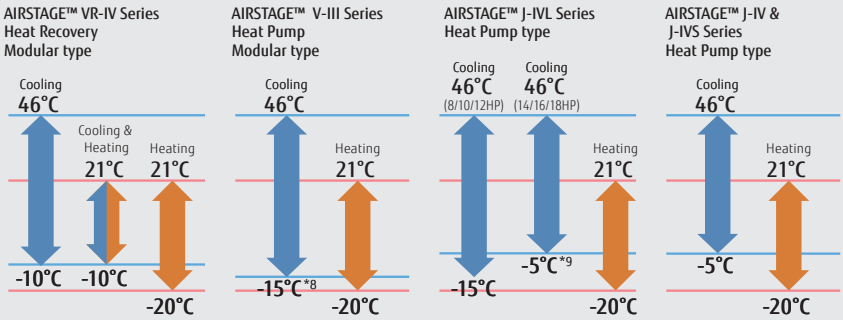

Easy Installation

Easily transported

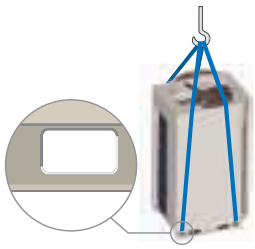

Easily craned using lifting belt hooks
Design of outdoor unit allows for lifting straps to be used

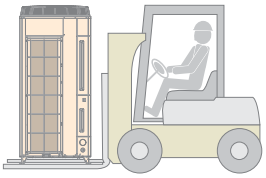

Transporting by forklift
Transport with forklift is possible.

Can be transported in a small lift

Easy access

By adopting a L-Shape front panel that can be removed, the work space for installation and service has been significantly expanded by this new design. For multiple installations, work is performed easily and efficiently even in a narrow space.

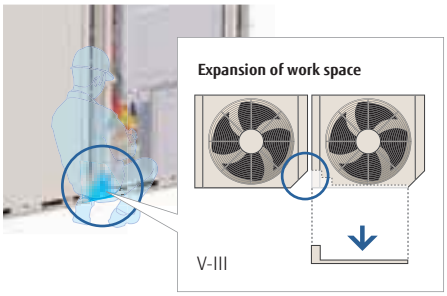

J-IVL

Reduced installation intervals by front access

Flexible piping connection

Piping and wiring are available to the front, left right and bottom.

Simple wiring work

Installation of the wiring systems is made easier as the communication wiring can be installed continuously between the indoor, outdoor and RB units.

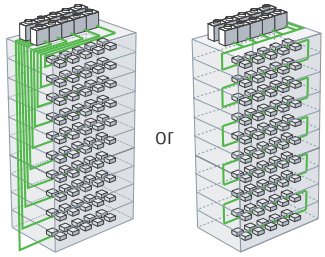

Parallel connection

Serial connection

Up to maximum length

3,600 m

Note: Serial connection can't use the automatic address setting in a multiple refrigerant system.

Easy evacuation - using vacuum mode function

The vacuum mode function enables all expansion valves of indoor units to be fully opened, making it easy to evacuate all the air inside pipe lines and indoor units.

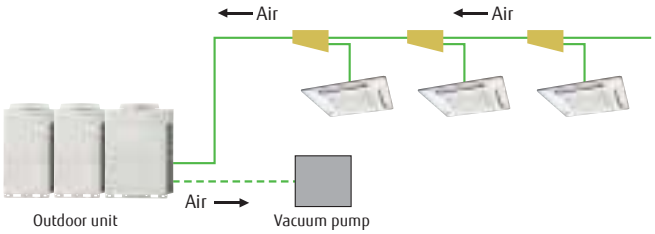

Automatic address setting

The address of the indoor unit, RB unit and signal amplifier through the automatic function setting on the outdoor unit PCB.

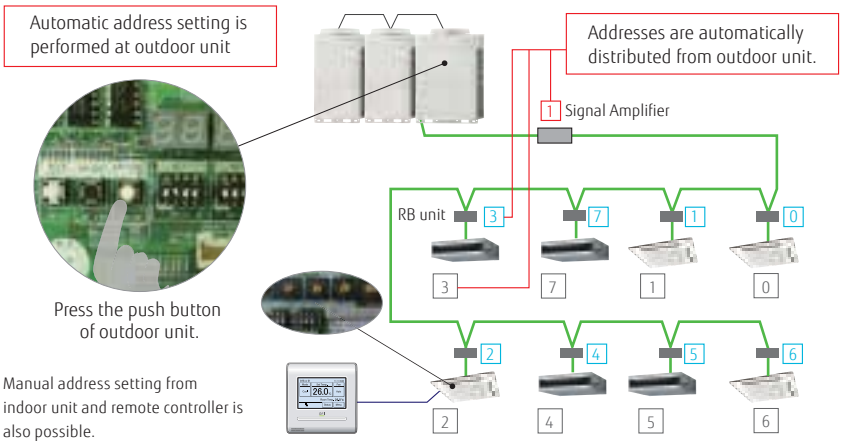

Easy commissioning by Service Tool

Service tools can be used to check the refrigerant temperature, pressure, and the operating status of the electronic expansion valve, making it easy to determine whether the units are connected properly.

Easy Service & Maintenance

Design for Easy Maintenance

7 segment LED is used to make it easy to check the details about the function setting status, refrigerant temperature, pressure, compressor operation time, and other factors for each model to make it easy to perform self-diagnostics.



Easy to read 7-segment LED :

Confirm detailed operational and error status without using any specific equipment.

Error status can be checked easily by outdoor unit display

- Operation mode status
- Discharge temperature/Pressure status
- Compressor operation indication
- Address/type/number of outdoor unit

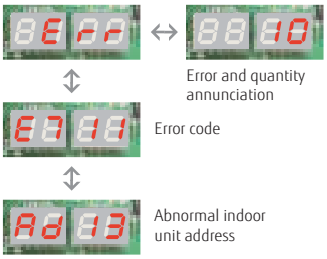

- Error status can be checked easily by outdoor unit display

Movable PCB panel

Easier for maintenance work behind the PCB



Error status can be checked easily via the indoor unit wired controller

An error code is displayed on a liquid crystal screen.

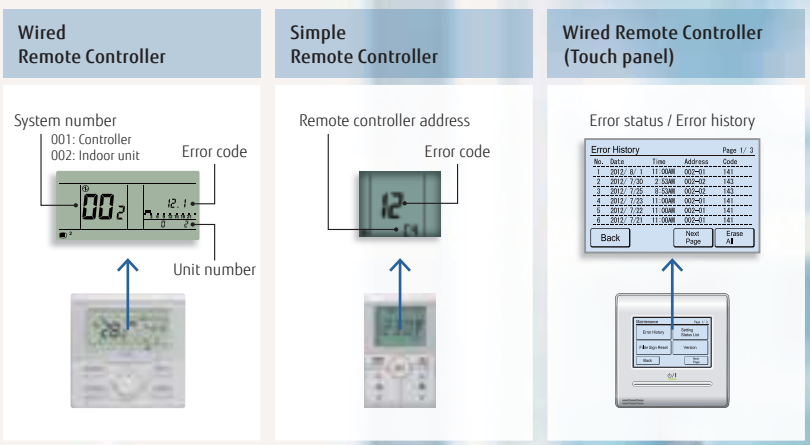

Error diagnosis by Service Tool

Connection to Service Tool

- Detail operation status and recent error history can be checked and analyzed by using the Service Tool.
- Last 5 min. operation memory can also be recorded.

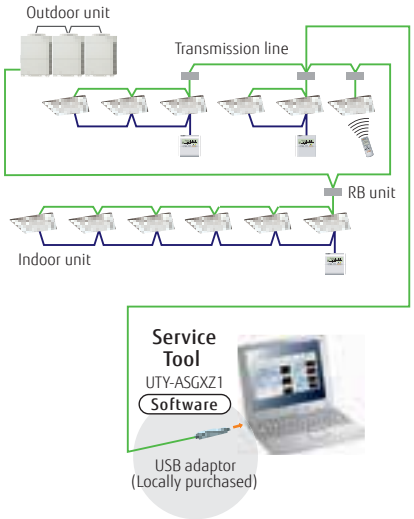

Remote monitoring

The Web Monitoring system allows you to view system operation anytime over the internet, ensuring issue free operation.
The operating VRF network system in the building can be monitored real time over the Internet.

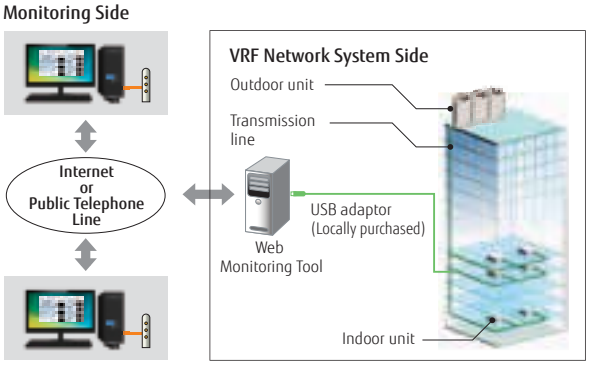

Heat Pump

for Small Capacity Type

AIRSTAGE™ J-IVL

System configuration example

- This system is used for small and medium-sized buildings. 1 refrigerant system is used for each outdoor unit.
- Connection of multiple indoor units using separation tubes and headers.

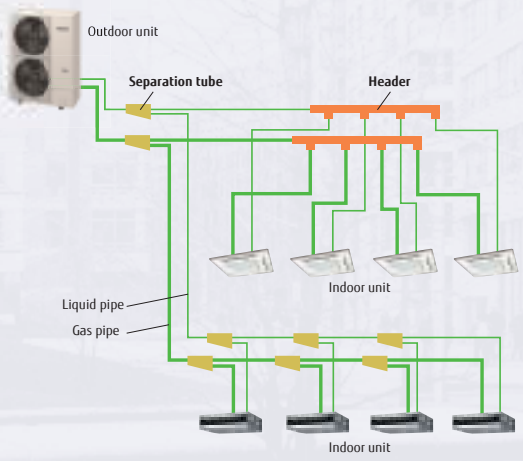

New intelligent refrigerant control

Fujitsu general proposes New outdoor unit which includes New refrigerant control.
New refrigerant control can be operated with suitable control corresponding to heat load of the room and can offer a more comfortable space. New refrigerant control can also provide more energy savings.

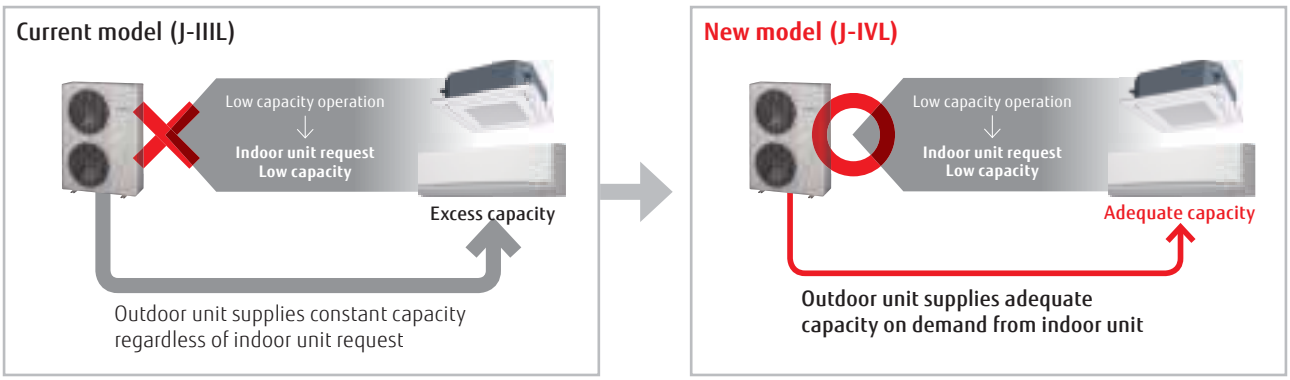

* The improvement by the control and the actual sine wave varies by the combination of the indoor unit and system operating condition.

External static pressure

External static pressure is available up to 60Pa for 14/16/18HP.
(30Pa for 8/10HP, 40Pa for 12HP)

* Capacities are slightly decreased for rated values during high static pressure operation.

Advanced high efficiency technology

∅570 mm

Large propeller fan

The high efficiency and the low sound operation are mutually realized by reduction of a draft loss which are enabled by the Fujitsu General's original blade design and a large diameter propeller fan.

DC fan motor

Miniaturized, low noise, high efficiency, multi-stage DC fan motor is mounted.



Large heat exchanger

Heat exchange performance is substantially improved by mounting of 2.6-row large heat exchanger.



DC inverter control

Efficiency is improved by mounting of new active filter module.

Subcool heat exchanger

Cooling performance is improved by mounting of dual tube heat exchanger.

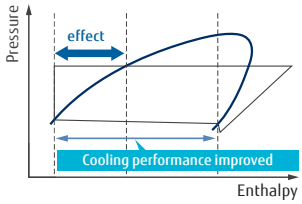

15-130 rps

Scroll compressor

The equipment of scroll compressor with a wide range of rotational frequency from 15 to 130 rps together with Fujitsu General's unique sensorless sine wave control method which smoothly control the input power run into the motor realized a mutual improvement on the energy efficient operation and the low sound operation.

Fujitsu General provides perfect total air conditioning systems that take into account energy saving, low noise, comfortable airflow, small room application and centralized control for small-sized office buildings with many small rooms.

AIRSTAGE™ J-IVL

Image: 8/10/12 HP models

Slim & Compact Design





Various Installation



AIRSTAGE™ V Series outdoor unit

AIRSTAGE™ J Series outdoor unit

In house installation

Low noise in consideration for the nearby residents

This model is front air discharge type and about 1000 mm wide, so flexible installation is possible even at narrow in house space.



AIRSTAGE™ V Series outdoor unit

AIRSTAGE™ J Series outdoor unit

Narrow space behind building

Space saving

Due to compact and thin model, direct ground installation or wall mounted installation is possible even at narrow off-street.



AIRSTAGE™ V Series outdoor unit

AIRSTAGE™ J Series outdoor unit

Installation at back street of building

Flexible installation

This model is front air discharge type and slim & low body, so installation space is compact. Building windows are not blocked and space saving multiple units installation is possible.

Efficiency in actual operation

Top class high EER/COP(Max. Heating) is achieved for all models by large heat exchanger, high efficient Scroll compressor, and our own technologies.

High EER / COP (Maximum Heating)

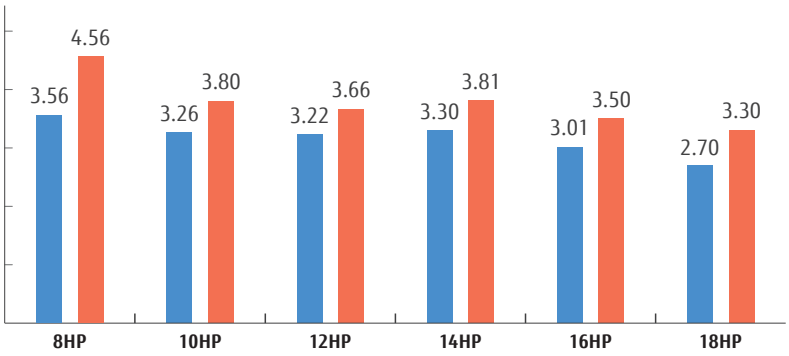

* These specifications are determined by cassette combination.

Long piping length

Our advanced refrigerant control technology allows us to achieve a total refrigerant piping length of 400 m. This opens up new possibilities in system design.

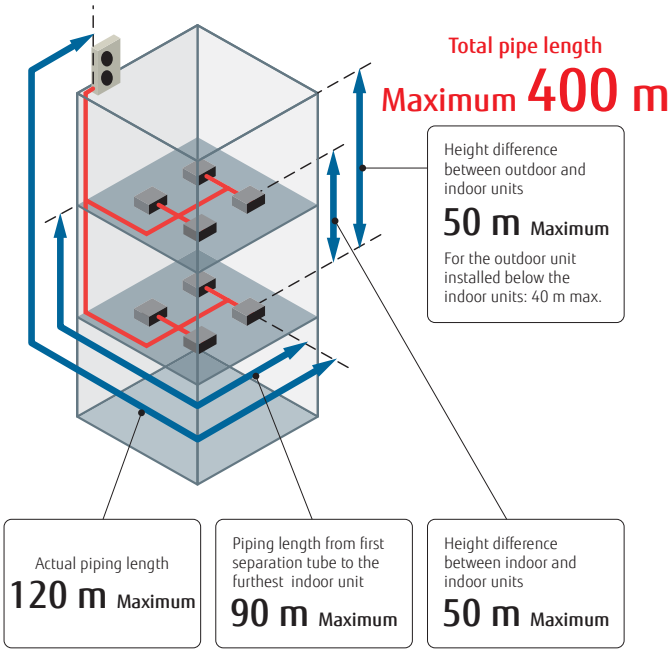

Up to 42 indoor units* can be connected

The combination of the smallest but adequate capacity indoor unit and a new outdoor unit with the optimum heat exchanger structure has realized the industry's top class connection of 42 units. *: 18 HP model

Top Class Low Operating Sound

Top class low operating sound is achieved. Highly suited for densely populated areas thanks to their low operating sound.

Sound Power Level



8,10,12 HP: AJH072LELBH / AJH090LELBH / AJH108LELBH
14,16,18 HP: AJH126LELBH / AJH144LELBH / AJH162LELBH

8, 10, 12 HP 14, 16, 18 HP

Specifications

Rating Capacity range		HP	8	10	12	14	16	18
Model name			AJH072LELBH	AJH090LELBH	AJH108LELBH	AJH126LELBH	AJH144LELBH	AJH162LELBH
Maximum Connectable Indoor Unit			1-20	1-25	1-30	1-36	1-40	1-42
Power source			3 phase, ~400V, 50Hz					
Capacity	Cooling	kW	22.4	28.0	33.5	40.0	45.0	50.0
	Nominal Heating		22.4	28.0	33.5	40.0	45.0	50.0
	Max. Heating		25.0	31.5	37.5	45.0	50.0	55.0
Input power	Cooling	kW	6.30	8.59	10.42	12.12	14.96	18.52
	Nominal Heating		4.65	6.61	8.18	9.71	11.81	13.66
	Max. Heating		5.45	8.29	10.25	11.80	14.29	16.66
EER	Cooling	W/W	3.56	3.26	3.22	3.30	3.01	2.70
COP	Nominal Heating		4.82	4.24	4.10	4.12	3.81	3.66
	Max. Heating		4.56	3.80	3.66	3.81	3.50	3.30
Airflow rate		m^3/h	8,400	9,000	11,000/12,100	13,000	14,000	14,800/15,300
Sound pressure level / Power level	Cooling	dB(A)	52/66	54/69	59/73	62/75	64/77	65/79
	Heating		54/—	57/—	62/—	63/—	65/—	68/—
Net Dimensions	Height	mm	1,428	1,428	1,428	1,638	1,638	1,638
	Width		1,080	1,080	1,080	1,080	1,080	1,080
	Depth		480	480	480	480	480	480
Weight		kg	170	177	178	213	213	217
Refrigerant	Type (Global Warming Potential)		R410A (2,088)	R410A (2,088)	R410A (2,088)	R410A (2,088)	R410A (2,088)	R410A (2,088)
	Charge	kg(CO2eq-T)	7.0 (14.6)	7.5 (15.7)	7.5 (15.7)	11.0 (22.9)	11.0 (22.9)	11.8 (24.6)
Connection pipe diameter	Liquid	mm	9.52	9.52	12.70	12.70	12.70	12.70
	Gas		19.05	22.20	28.58	28.58	28.58	28.58
Total pipe length		m	400	400	400	400	400	400
Max. height difference			50/40 (Outdoor unit: Upper/Lower)					
Operating Range	Cooling	°C	-15 to 46	-15 to 46	-15 to 46	-5 to 46*	-5 to 46*	-5 to 46*
	Heating		-20 to 21	-20 to 21	-20 to 21	-20 to 21	-20 to 21	-20 to 21

Note: Specifications are based on the following conditions.
Cooling: Indoor temperature of 27°CDB / 19°CWB, and outdoor temperature of 35°CDB / 24°CWB.
Heating: Indoor temperature of 20°CDB / (15°CWB), and outdoor temperature of 7°CDB / 6°CWB.
Pipe length: 7.5 m; Height difference between outdoor unit and indoor unit: 0 m.
* The cooling operating range of -15 to 46°C is allowed only when all of the indoor units connected to the system are higher than capacity of 5.6kW.
* These specifications are determined by cassette combination.

Dimensions

(Unit : mm)

8, 10, 12 HP

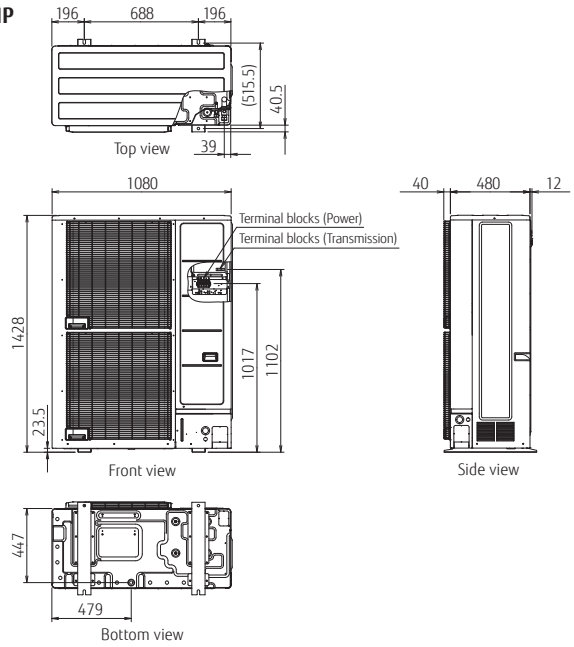

14, 16, 18 HP

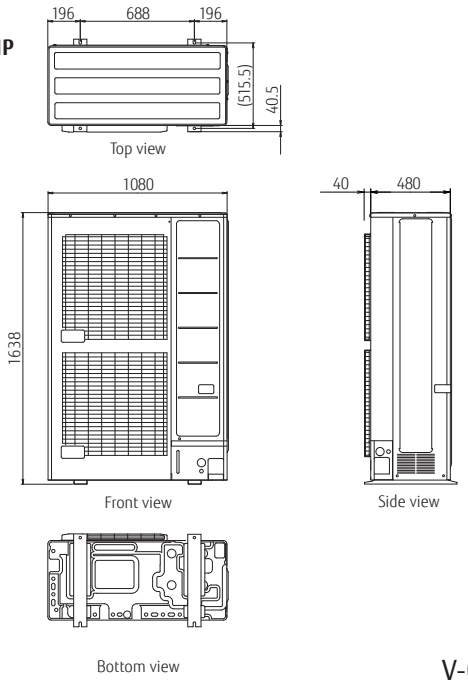

Heat Pump

for Small Capacity Type

AIRSTAGE™ J-IV

System configuration example

- This system is used for small and medium-sized buildings. 1 refrigerant system is used for each outdoor unit.
- Connection of multiple indoor units using separation tubes and headers.

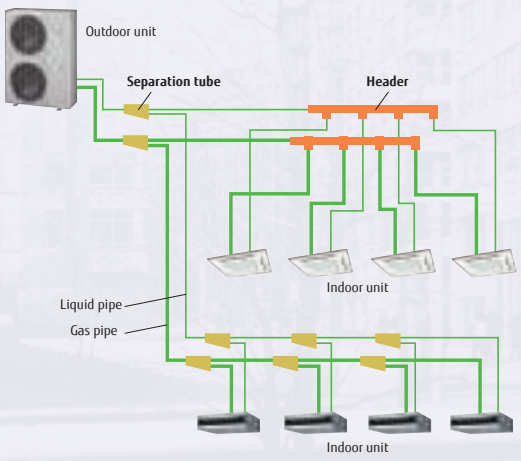

New intelligent refrigerant control

Fujitsu general proposes New outdoor unit which includes New refrigerant control.
New refrigerant control can be operated with suitable control corresponding to heat load of the room and can offer a more comfortable space. New refrigerant control can also provide more energy savings.

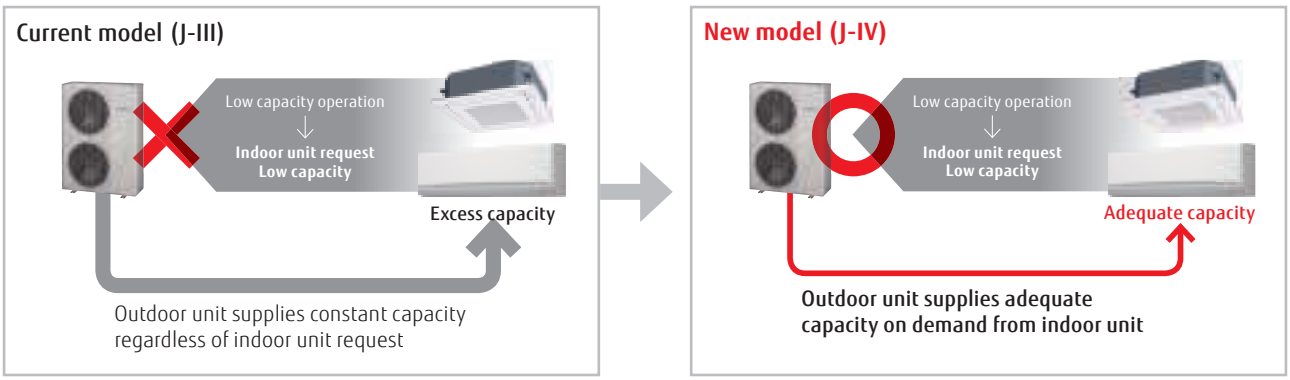

* The improvement by the control and the actual sine wave varies by the combination of the indoor unit and system operating condition.

External static pressure

External static pressure is available up to 30Pa for 4/5/6HP.

Advanced high efficiency technology



Large propeller fan

High performance and low noise realized by large propeller and optimization of angle.

DC fan motor

Miniaturized, low noise, high efficiency, multi-stage DC fan motor is mounted.

Large heat exchanger

Heat exchange performance is substantially improved by mounting of 3-row large heat exchanger.

DC inverter control

Efficiency is improved by mounting of new active filter module.

Subcool heat exchanger

Cooling performance is improved by mounting of dual tube heat exchanger.

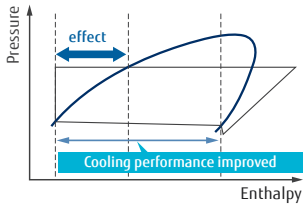

DC twin rotary compressor

High efficiency compressor motor
Optimized refrigerant flow design
Highly accurate parts

Efficiency in all load regions is good. Especially good performance from low to medium at normal operation.

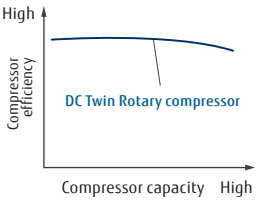

Efficiency in actual operation

Top class high COP (Max. Heating) is achieved for all models by large heat exchanger, high efficient DC twin compressor, and our own technologies.

High EER / COP (Maximum Heating)

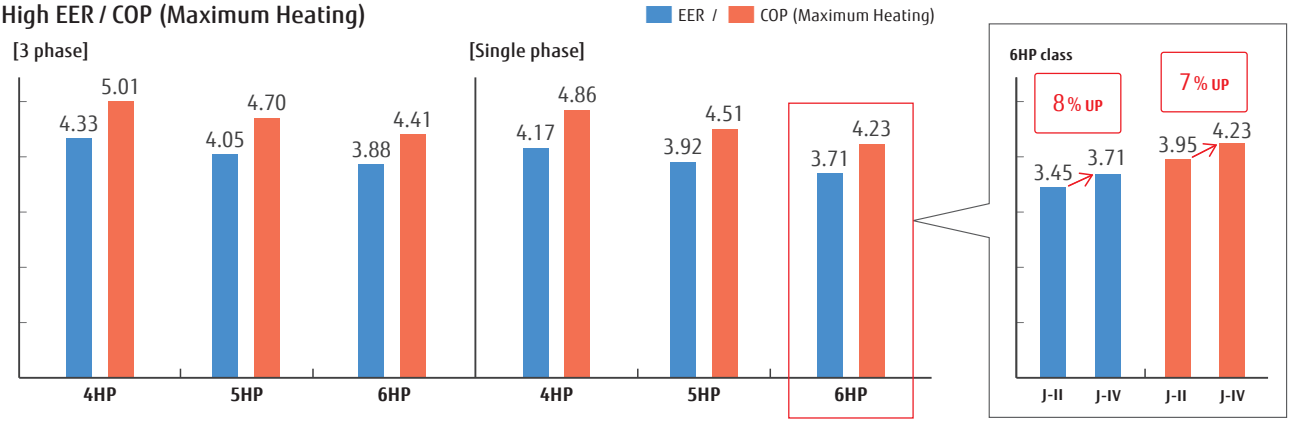

* These specifications are determined by cassette combination.

Long piping length

Our advanced refrigerant control technology allows us to achieve a total refrigerant piping length of 180 m.
This opens up new possibilities in system design.

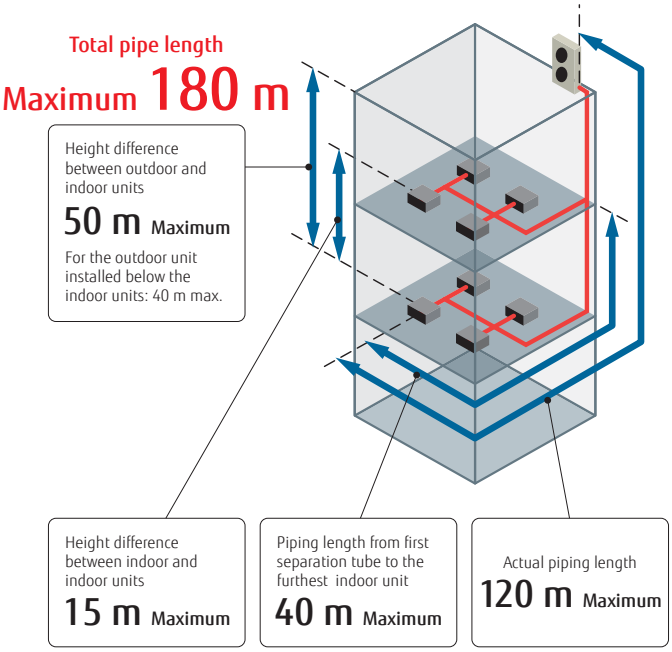

Up to 14 units* can be connected

Up to 14 units* can be connected The combination of the smallest but adequate capacity indoor unit and a new outdoor unit with the optimum heat exchanger structure has realized the industry's top class connection of 14 units.

*: 6 HP model

Model	Current model (J-III)			New model (J-IV)		
Rating Capacity range (HP)	4	5	6	4	5	6
Max. Connectable indoor unit	1-9	1-10	1-13	1-11	1-12	1-14

Non-stop oil recovery operation

A comfortable room condition is maintained during oil recovery mode because the product continues to operate without stopping the cooling or heating operation.

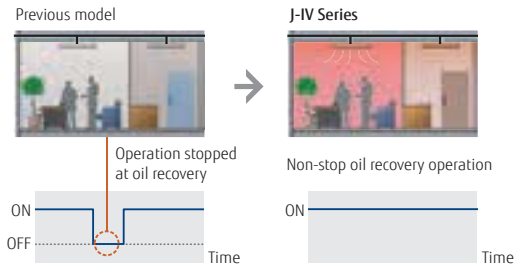

Easier Installation

Connection check function : Possible to confirm whether wiring connection and address setting are correct by a quick check run function.



4,5,6HP : AJH040LBLBH / AJH045LBLBH / AJH054LBLBH
AJH040LELBH [3 phase] / AJH045LELBH [3 phase] / AJH054LELBH [3 phasee]

Specifications

Rating Capacity range		HP	4	5	6	4	5	6
Model name			AJH040LBLBH	AJH045LBLBH	AJH054LBLBH	AJH040LELBH	AJH045LELBH	AJH054LELBH
Maximum Connectable Indoor Unit			1-11	1-12	1-14	1-11	1-12	1-14
Power source			Single phase, ~230V, 50Hz			3 phase, ~400V, 50Hz		
Capacity	Cooling	kW	12.1	14.0	15.5	12.1	14.0	15.5
	Nominal Heating		12.1	14.0	15.5	12.1	14.0	15.5
	Max. Heating		13.6	16.0	18.0	13.6	16.0	18.0
Input power	Cooling	kW	2.90	3.57	4.18	2.79	3.46	3.99
	Nominal Heating		2.39	2.97	3.50	2.32	2.86	3.36
	Max. Heating		2.80	3.55	4.26	2.71	3.40	4.08
EER	Cooling	W/W	4.17	3.92	3.71	4.33	4.05	3.88
COP	Nominal Heating		5.06	4.71	4.43	5.21	4.90	4.61
	Max. Heating		4.86	4.51	4.23	5.01	4.70	4.41
Airflow rate		m^3/h	6,200	6,400	6,900	6,200	6,400	6,900
Sound pressure level / Power level	Cooling	dB(A)	50 / 65	51 / 65	53 / 66	50 / 65	51 / 65	53 / 66
	Heating		52 / 67	55 / 69	56 / 69	52 / 67	55 / 69	56 / 69
Heat exchanger fin			Blue fin	Blue fin	Blue fin	Blue fin	Blue fin	Blue fin
Net Dimensions	Height	mm	1,334	1,334	1,334	1,334	1,334	1,334
	Width		970	970	970	970	970	970
	Depth		370	370	370	370	370	370
Weight		kg	117	117	119	118	119	119
Refrigerant	Type (Global Warming Potential)		R410A (2,088)	R410A (2,088)	R410A (2,088)	R410A (2,088)	R410A (2,088)	R410A (2,088)
	Charge	kg(CO2eq-T)	4.8 (10.0)	5.3 (11.1)	5.3 (11.1)	4.8 (10.0)	5.3 (11.1)	5.3 (11.1)
Connection pipe diameter	Liquid	mm	9.52	9.52	9.52	9.52	9.52	9.52
	Gas		15.88	15.88	19.05	15.88	15.88	19.05
Total pipe length		m	180	180	180	180	180	180
Max. height difference			50/40 (Outdoor unit: Upper/Lower)			50/40 (Outdoor unit: Upper/Lower)		
Operating Range	Cooling	°C	-5 to 46	-5 to 46	-5 to 46	-5 to 46	-5 to 46	-5 to 46
	Heating		-20 to 21	-20 to 21	-20 to 21	-20 to 21	-20 to 21	-20 to 21

Note: Specifications are based on the following conditions.
Cooling: Indoor temperature of 27°CDB/19°CWB, and outdoor temperature of 35°CDB/24°CWB.
Heating: Indoor temperature of 20°CDB/(15°CWB), and outdoor temperature of 7°CDB/6°CWB.
Pipe length: 7.5 m; Height difference between outdoor unit and indoor unit: 0 m.
The protective function may work when using it outside the operating range.

* These specifications are determined by cassette combination.

Dimensions

(Unit : mm)

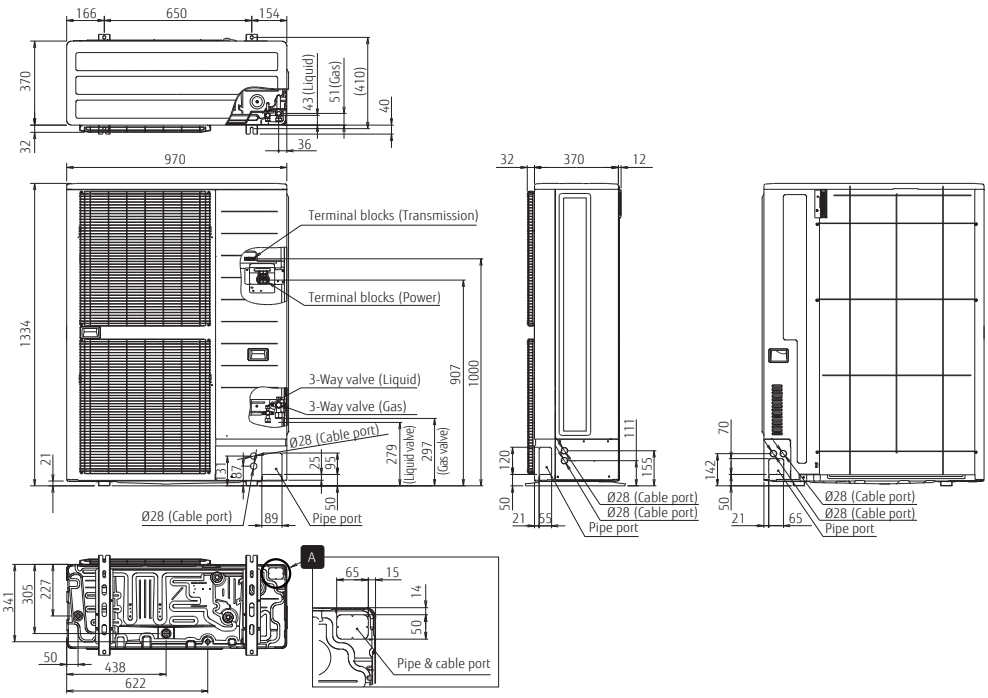

Heat Pump

for Small Capacity Type

AIRSTAGE™ J-IVS

System configuration example

- This system is used for small and medium-sized buildings. 1 refrigerant system is used for each outdoor unit.
- Connection of multiple indoor units using separation tubes and headers.

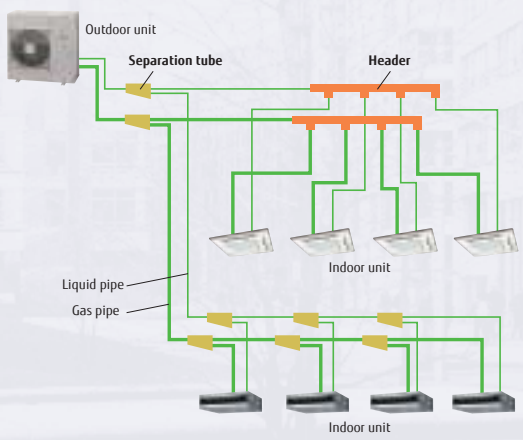

New intelligent refrigerant control

Fujitsu general proposes New outdoor unit which includes New refrigerant control.
New refrigerant control can be operated with suitable control corresponding to heat load of the room and can offer a more comfortable space. New refrigerant control can also provide more energy savings.

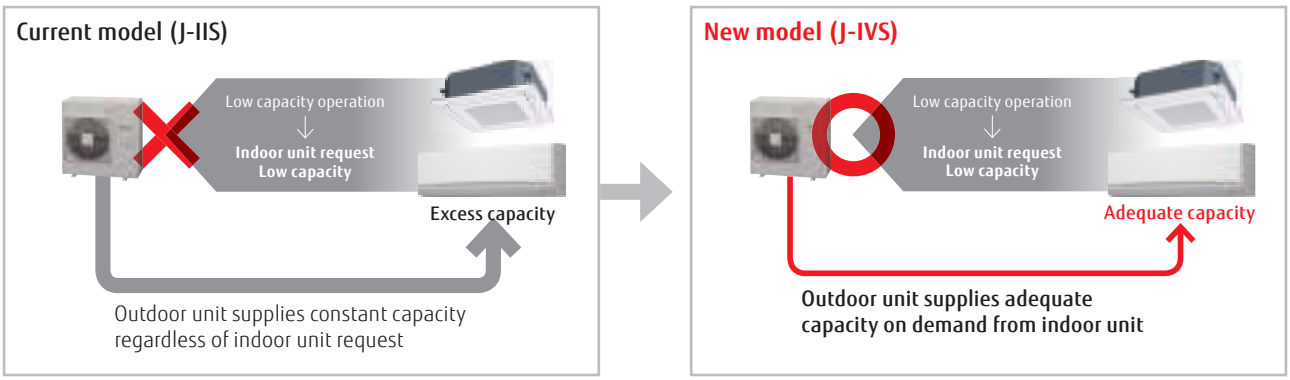

* The improvement by the control and the actual sine wave varies by the combination of the indoor unit and system operating condition.

External static pressure

External static pressure is available up to 25Pa for 4/5/6HP.

Advanced high efficiency technology

Large propeller fan

High performance and low noise realized by large propeller and optimization of angle.

DC inverter control

Efficiency is improved by mounting of new active filter module.



DC fan motor

Miniaturized, low noise, high efficiency, multi-stage DC fan motor is mounted.



Large heat exchanger

Heat exchange performance is substantially improved by mounting of 3-row large heat exchanger.

High heat transfer copper tube (Improved lead angle)

Smooth airflow grille

This grille was aerodynamically designed for good efficiency with little blow loss.

Compact and high performance DC twin rotary compressor

Efficiency in all load regions is good. Especially good performance from low to medium at normal operation.

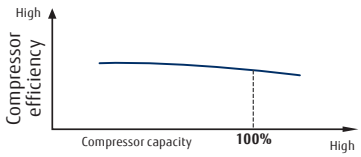

It Can be Easily Carried and Installed

Model / 6HP class

Height difference
998mm
▲25%

Light weight
87kg

Small and light weight outdoor unit

This model is much more compact than conventional 6HP comparable outdoor units. Even when installed on the balcony it fits within the height of the fence. The compact size with a height of less than 1 m allows it to be installed under windows and in tight spaces



Low sound level design

Significantly low sound level is improved by using DC twin rotary compressor, inverter technology, and advanced airflow structure design.

Long piping length

Our advanced refrigerant control technology allows us to achieve a total refrigerant piping length of 80 m. This opens up possibilities in system design.

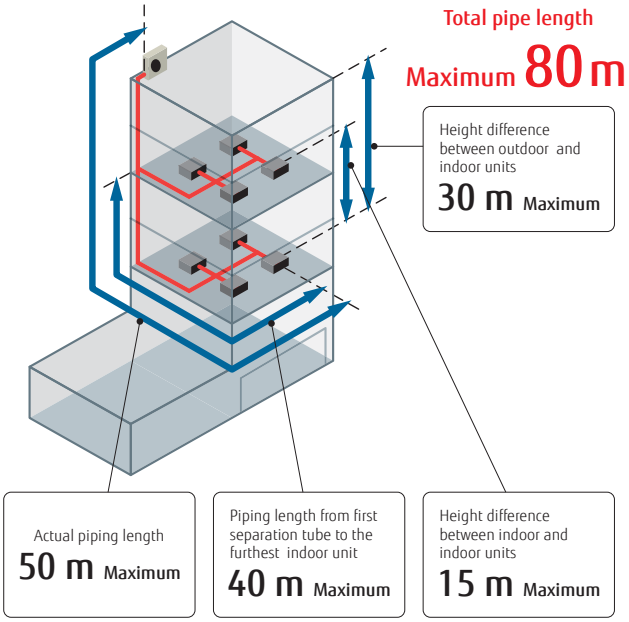

Up to 13 units* can be connected

The combination of the smallest but adequate capacity indoor unit and a new outdoor unit with the optimum heat exchanger structure has realized the industry's top class connection of 13 units.

*: 6 HP model

Model	Current model (J-IIS)			New model (J-IVS)		
Rating Capacity range (HP)	4	5	6	4	5	6
Max. Connectable indoor unit	1-7	1-8	1-8	1-11	1-12	1-13

Non-stop oil recovery operation

A comfortable room condition is maintained during oil recovery mode because the product continues to operate without stopping the cooling or heating operation.

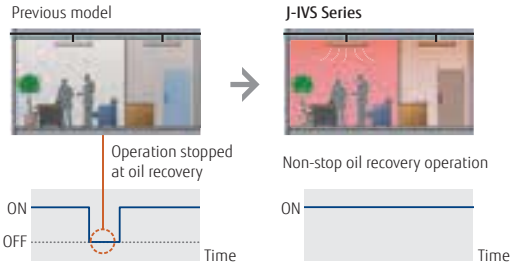

Easier Installation

Connection check function : Possible to confirm whether wiring connection and address setting are correct by a quick check run function.



- Display connected indoor unit numbers
- Duplicately set address number of indoor unit can be displayed

4,5,6HP : AJH040LCLBH / AJH045LCLBH / AJH054LCLBH

Specifications

Rating Capacity range		HP	4	5	6
Model name			AJH040LCLBH	AJH045LCLBH	AJH054LCLBH
Maximum Connectable Indoor Unit			1-11	1-12	1-13
Power source			Single phase, ~230V, 50Hz		
Capacity	Cooling	kW	12.1	14.0	15.1
	Nominal Heating		12.1	14.0	15.1
	Max. Heating		13.6	16.0	16.5
Input power	Cooling	kW	3.44	4.43	5.03
	Nominal Heating		2.55	3.11	3.52
	Max. Heating		3.27	3.93	4.11
EER	Cooling	W/W	3.52	3.16	3.00
COP	Nominal Heating		4.74	4.51	4.30
	Max. Heating		4.16	4.07	4.01
Airflow rate		m^3/h	4,040	4,200	4,200
Sound pressure level / Power level	Cooling	dB(A)	51 / 67	53 / 69	54 / 70
	Heating		54 / 68	56 / 69	56 / 70
Heat exchanger fin			Blue fin	Blue fin	Blue fin
Net Dimensions	Height	mm	998	998	998
	Width		970	970	970
	Depth		370	370	370
Weight		kg	86	86	87
Refrigerant	Type (Global Warming Potential)		R410A (2,088)	R410A (2,088)	R410A (2,088)
	Charge	kg(CO2eq-T)	4.0 (8.4)	4.0 (8.4)	4.0 (8.4)
Connection pipe diameter	Liquid	mm	9.52	9.52	9.52
	Gas		15.88	15.88	15.88
Total pipe length		m	80	80	80
Max. height difference			30	30	30
Operating Range	Cooling	°C	-5 to 46	-5 to 46	-5 to 46
	Heating		-20 to 21	-20 to 21	-20 to 21

Note : Specifications are based on the following conditions.
Cooling : Indoor temperature of 27°CDB / 19°CWB, and outdoor temperature of 35°CDB / 24°CWB.
Heating : Indoor temperature of 20°CDB / (15°CWB), and outdoor temperature of 7°CDB / 6°CWB.
Pipe length : 7.5 m; Height difference between outdoor unit and indoor unit : 0 m.
The protective function may work when using it outside the operating range.
* These specifications are determined by cassette combination.

Dimensions

(Unit : mm)

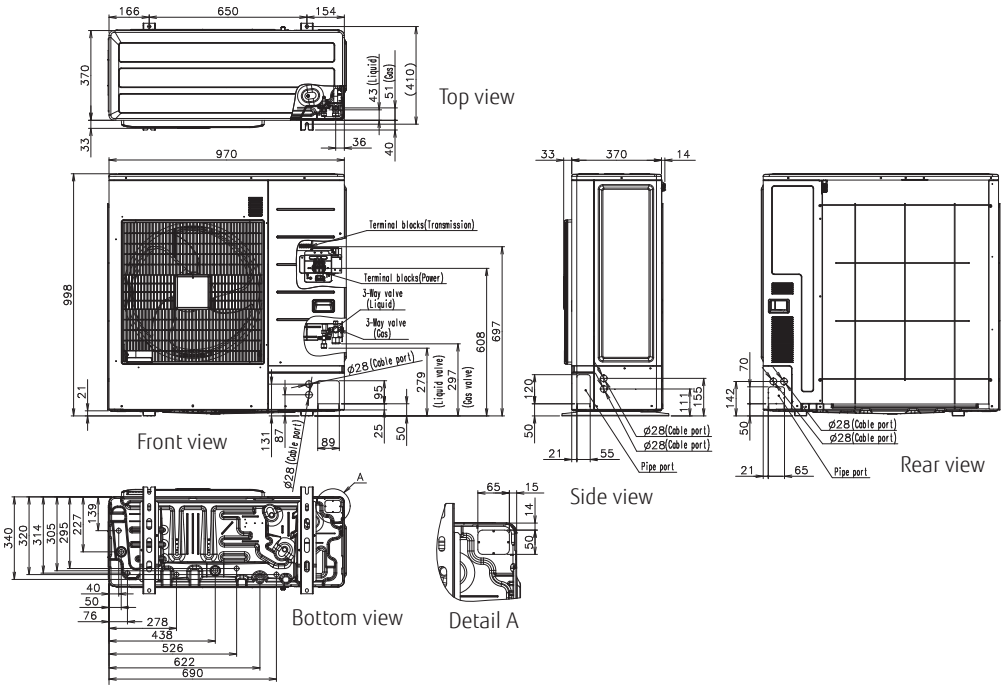

Heat Recovery

Modular Type

AIRSTAGE™ VR-IV

High Operating Energy Efficiency

Our Heat recovery systems achieve high operating energy efficiency by drawing heat from the room to be cooled and transferring it as energy for rooms that are to be heated.

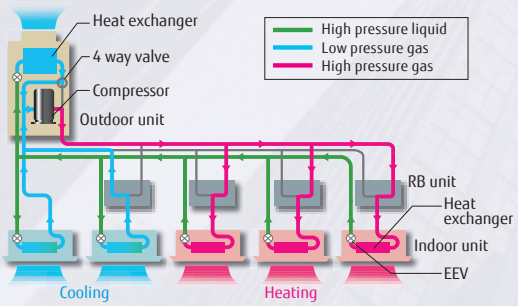

Our Heat recovery systems achieve high operating energy efficiency by drawing heat from the room to be cooled and transferring it as energy for rooms that are to be heated.

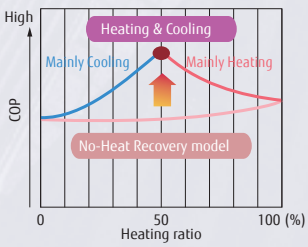

New intelligent refrigerant control

Fujitsu general proposes New outdoor unit which includes New refrigerant control.
New refrigerant control can be operated with suitable control corresponding to heat load of the room and can offer a more comfortable space. New refrigerant control can also provide more energy savings.

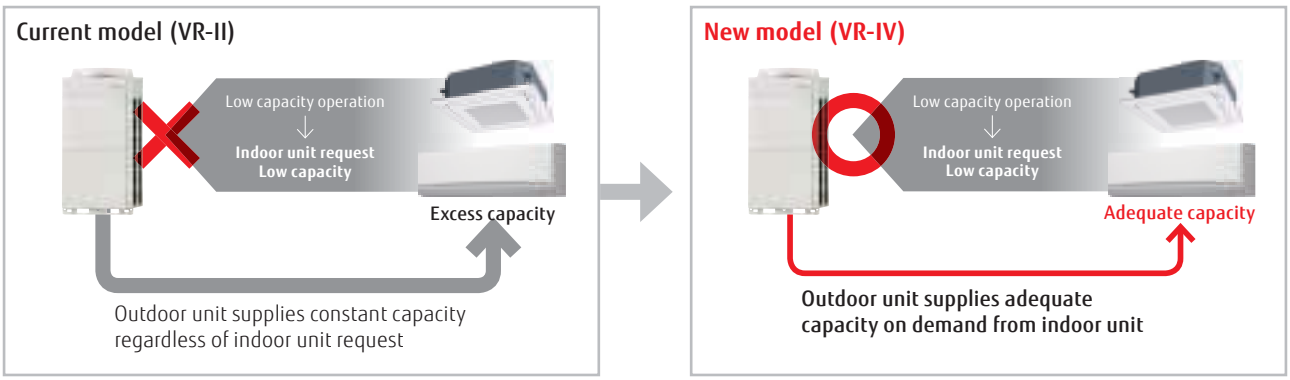

* The improvement by the control and the actual sine wave varies by the combination of the indoor unit and system operating condition.

Improvement in the number of connectable indoor units

Connectable indoor unit capacity range

New model (VR-IV)	25%* to 150%
Current model (VR-II)	50% to 150%

*: For modular type, 25% to 49.9% operation in the entire system is available. (by one unit operation)

Connectable indoor unit number Space Saving Combination (Unit)

HP	8	10	12	14	16	•••	28	30	32	•••	48
New model (VR-IV)	17	21	26	30	34	•••	60	64	64	•••	64
Current model (VR-II)	15	16	17	21	24	•••	42	45	48	•••	64

Energy saving technology that boosted operation efficiency

Powerful large propeller fan
By using CFD* technology, a newly designed fan achieves high performance and low noise operation.
*: CFD = Computational Fluid Dynamics

3 phase DC fan motor
Efficiency is substantially improved by high efficient motor with sophisticated driver control. In addition, low noise is realized by DC fan motor.

Subcool heat exchanger
High Heat Exchange efficiency is achieved by using an internal projection shape double pipe construction.

High efficient and large capacity DC twin rotary compressor
Large capacity high efficient DC twin rotary compressor with excellent intermediate capability.



Sine-wave DC inverter control
High efficiency is realized by adoption of reduced switching loss IPM.

4-face heat exchanger
Heat exchange efficiency is significantly improved by the introduction of a new 4-face heat exchanger that increases effective surface area.

Front intake port (Corner cut air inlet structure)
In multiple outdoor unit installations, the unique front intake design improves airflow into the Heat Exchanger.

Extended connection ratio (for Multi-tenant application)

This function is especially effective when partial air-conditioning starts at the building under construction. Installation work can be added flexibly for each tenant.

Stand alone

Current model (VR-II)

Example) for 12HP: 6HP operations for 50% are required.

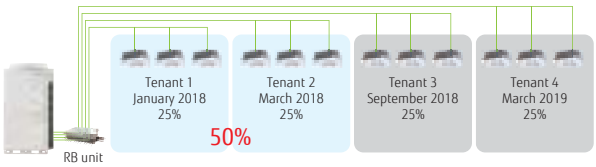

Construction work is required even at the tenant which is not yet open.

New model (VR-IV)

Example) for 12HP: 3HP operations for 25% are enabled.

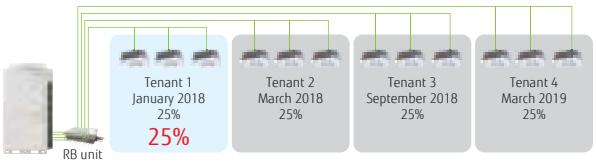

Installation and commissioning can be added flexibly according to the opening date of other tenants.

Modular type

One outdoor unit operates effectively for the connectable indoor unit capacity in the entire system. (25% operation by multiple units is not available.)

Example) for 25% operation (5HP) of 20HP (10HP x 2 units)
5HP operation by 50% of one 10HP outdoor unit is performed.
→25% operation by 2 units is not performed.



Additional installation without changing the main pipe

Installation work can be performed from the beginning by the main pipe diameter used in the final system.
Unlike current model, changing the main pipe is not necessary, so duplication of work is resolved.

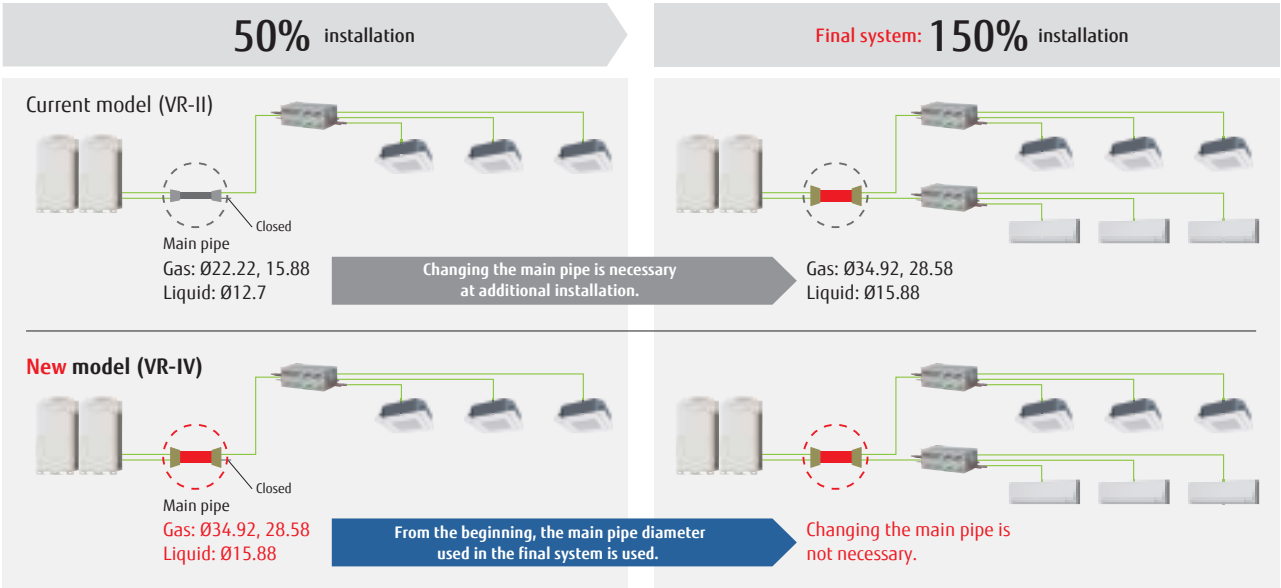

New Individual Defrost Operation

"Individual Defrost Operation" is a function to maintain the indoor comfort while under defrost operation.

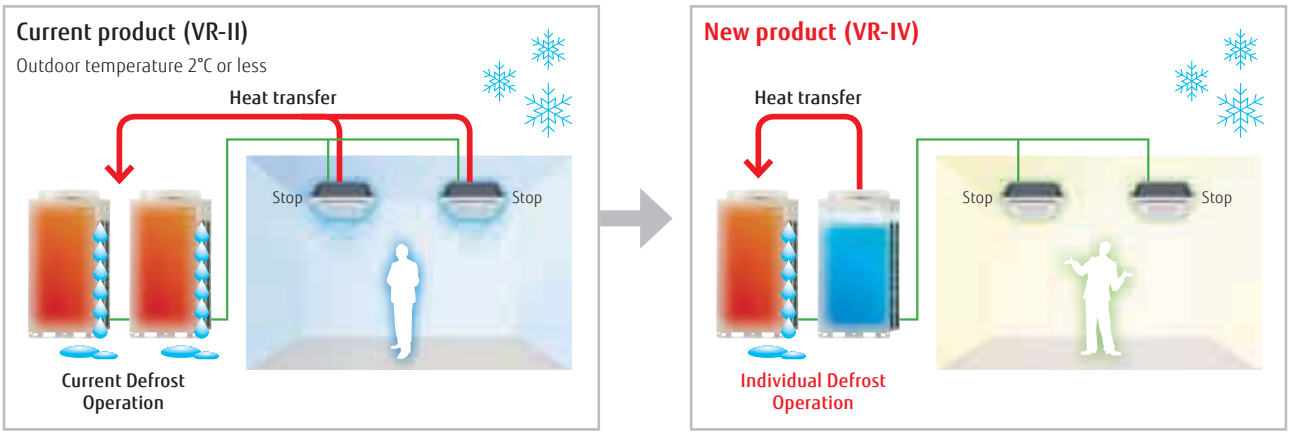

When under the defrost operation, the heat is absorbed from the indoor dropping the room temperature.

With the "Individual Defrost operation", the heat is absorbed from outdoor by the other unit to avoid excessive room temperature drop.

* It can be used only when the outdoor unit has a modular connection.

In the case of individual defrost operation, indoor unit returns to its original state quickly after defrost operation.

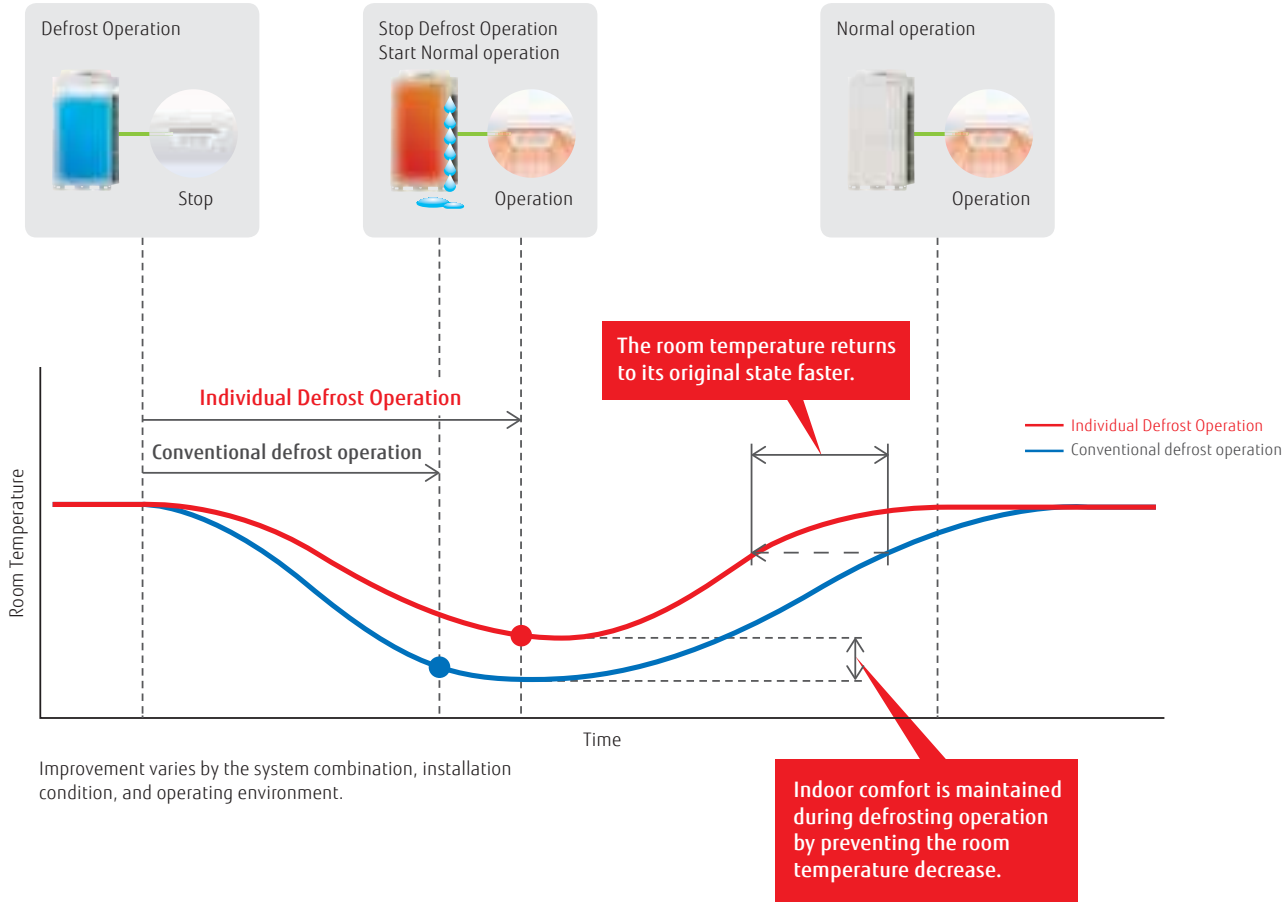

Improvement varies by the system combination, installation condition, and operating environment.

Efficiency in actual operation

Top class high COP(Max. Heating) is achieved for all combinations by our unique heat exchanger structure, high efficient DC twin compressor, and our own technologies.

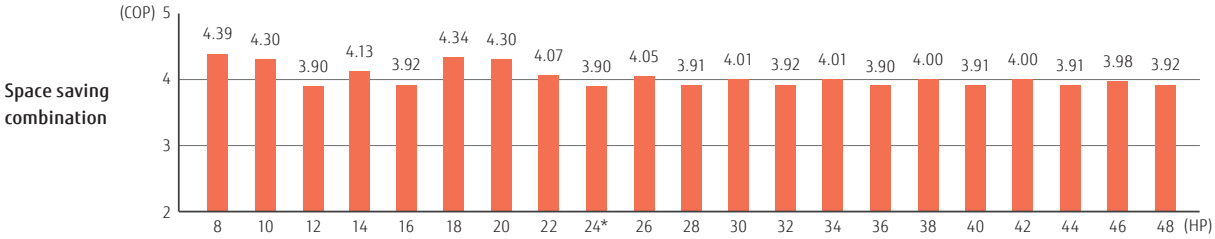

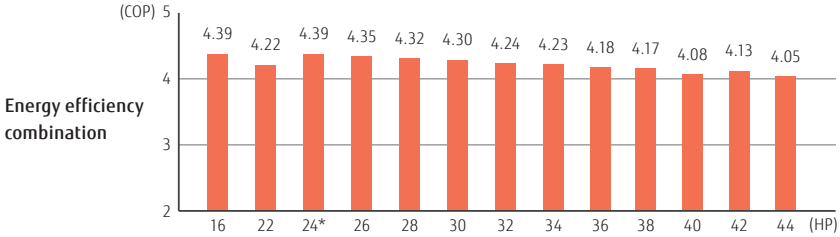

For 24HP Combination

COP 12.6% UP

* These specifications are determined by ducted combination.

All inverter compressor

Large capacity DC inverter compressor

Large capacity high efficient DC twin rotary compressor with excellent intermediate capability.

High efficient compressor speed control

Comfortable space with small room temperature changes and little energy loss is created by 0.1Hz steps compressor speed control.

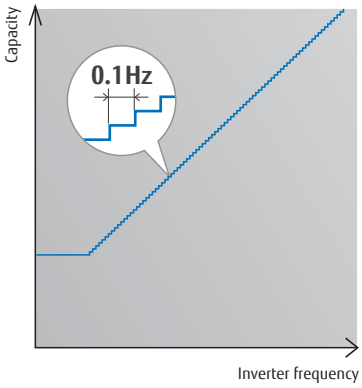

Multiple outdoor operation control

When multiple outdoor units are connected a sophisticated operation is performed by each compressor. Rather than running one compressor at full load and distributing refrigerant to one heat exchanger, this control method operates all compressors at part load and distributes refrigerant to all of the heat exchangers which allows for the overall system efficiency to be improved.

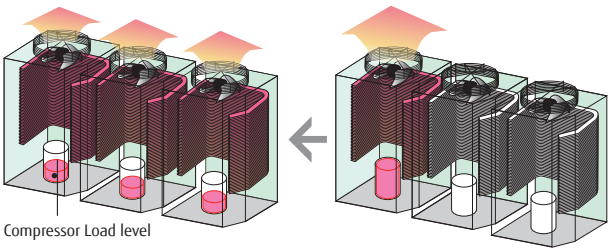

High efficient operation　　Inefficient operation

Heat exchanger refrigerant control

The heat exchanger in the outdoor unit is split into two parts (Top and Bottom). The efficiency of the heat exchanger has been improved by adopting an optimum refrigerant path control where the refrigerant is distributed more into the top heat exchanger as this is where there is a greater air flow intake.

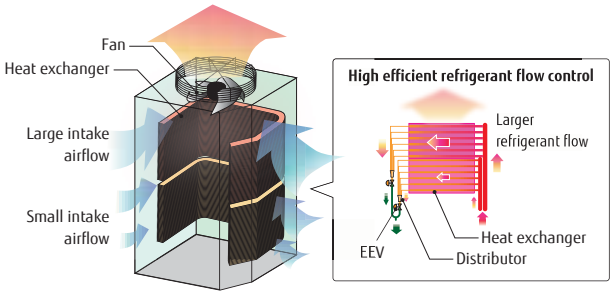

Outdoor unit

Flexible piping connection

A more flexible refrigerant piping work is possible by the use of various piping and RB Unit connections, for adjustments to the floor layout and building structure.

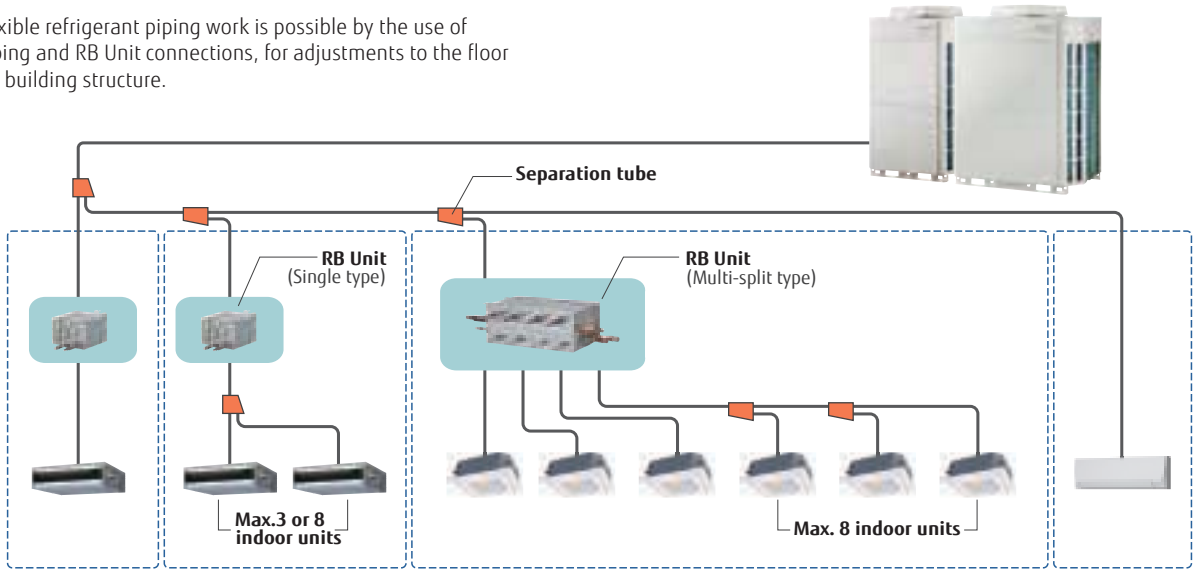

	Single connection	Group connection	Single connection & Group connection		RB Unit less connection*2
Application	Individual cooling and heating	Simultaneous cooling and heating	Individual cooling and heating	Simultaneous cooling and heating	Cooling only

• The RB unit can be freely positioned between the first branch and the indoor unit.
• The maximum height difference between RB units is 15 m.
* 2. RB Unit is not necessary for cooling only use.

Flexible installation of RB unit

RB unit
(Multi-split type/8-branch)

RB unit
(Multi-split type/12-branch)

Small & slim design saves space. Height 198 mm*!

- A drain pipe is not required
- The control box position can be changed to meet the installation conditions
- Simple installation series connection design

*: RB Unit (Single type)



Installation possible from either side for freedom of the control box

Installation possible on the upper-side for use in narrow space*

*: RB Unit (Single type)

•2-way connection

•Up to 2 units can be connected in series*.

*: RB Unit (Single type/4-branch)

Easy to maintenance in a narrow space

Maintenance can be performed from the side.



Electrics box can be temporarily fixed by sliding down.

Parts can be replaced easily even at narrow space in the ceiling.

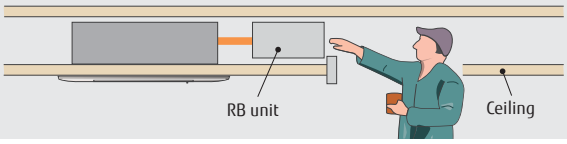

Outdoor units lineup • Combinations other than the followings are not recommended.

Space saving Combinations

22.4kW (8HP)  AJH072GALBH UNIT : AJH072GALBH	28.0kW (10HP)  AJH090GALBH UNIT : AJH090GALBH	33.5kW (12HP)  AJH108GALBH UNIT : AJH108GALBH	40.0kW (14HP)  AJH126GALBH UNIT : AJH126GALBH	45.0kW (16HP)  AJH144GALBH UNIT : AJH144GALBH
50.4kW (18HP)  AJH162GALBH UNIT : AJH090/072GALBH	56.0kW (20HP)  AJH180GALBH UNIT : AJH090/090GALBH	61.5kW (22HP)  AJH198GALBH UNIT : AJH108/090GALBH	67.0kW (24HP)  AJH216GALBH UNIT : AJH108/108GALBH	73.0kW (26HP)  AJH234GALBH UNIT : AJH144/090GALBH
78.5kW (28HP)  AJH252GALBH UNIT : AJH144/108GALBH	85.0kW (30HP)  AJH270GALBH UNIT : AJH144/126GALBH	90.0kW (32HP)  AJH288GALBH UNIT :AJH144/144GALBH	95.0kW (34HP)  AJH306GALBH UNIT : AJH108/108/090GALBH	100.5kW (36HP)  AJH324GALBH UNIT : AJH108/108/108GALBH
106.5kW (38HP)  AJH342GALBH UNIT : AJH144/108/090GALBH	112.0kW (40HP)  AJH360GALBH UNIT : AJH144/108/108GALBH	118.0kW (42HP)  AJH378GALBH UNIT : AJH144/144/090GALBH	123.5kW (44HP)  AJH396GALBH UNIT : AJH144/144/108GALBH	130.0kW (46HP)  AJH414GALBH UNIT : AJH144/144/126GALBH
135.0kW (48HP)  AJH432GALBH UNIT : AJH144/144/144GALBH				

Energy efficiency Combinations

44.8kW (16HP)  AJH144GALBHH UNIT : AJH072/072GALBH	62.4kW (22HP)  AJH198GALBHH UNIT : AJH126/072GALBH	67.2kW (24HP)  AJH216GALBHH UNIT : AJH072/072/072GALBH	72.8kW (26HP)  AJH234GALBHH UNIT : AJH090/072/072GALBH	78.4kW (28HP)  AJH252GALBHH UNIT : AJH090/090/072GALBH
84.0kW (30HP)  AJH270GALBHH UNIT : AJH090/090/090GALBH	90.4kW (32HP)  AJH288GALBHH UNIT : AJH126/090/072GALBH	96.0kW (34HP)  AJH306GALBHH UNIT : AJH126/090/090GALBH	102.4kW (36HP)  AJH324GALBHH UNIT : AJH126/126/072GALBH	108.0kW (38HP)  AJH342GALBHH UNIT : AJH126/126/090GALBH
113.0kW (40HP)  AJH360GALBHH UNIT : AJH144/126/090GALBH	120.0kW (42HP)  AJH378GALBHH UNIT : AJH126/126/126GALBH	125.0kW (44HP)  AJH396GALBHH UNIT : AJH144/126/126GALBH		

8,10,12HP : AJH072GALBH / AJH090GALBH / AJH108GALBH
14,16HP : AJH126GALBH / AJH144GALBH

8, 10, 12 HP　　14, 16 HP

Dimensions

(Unit : mm)

8, 10, 12 HP

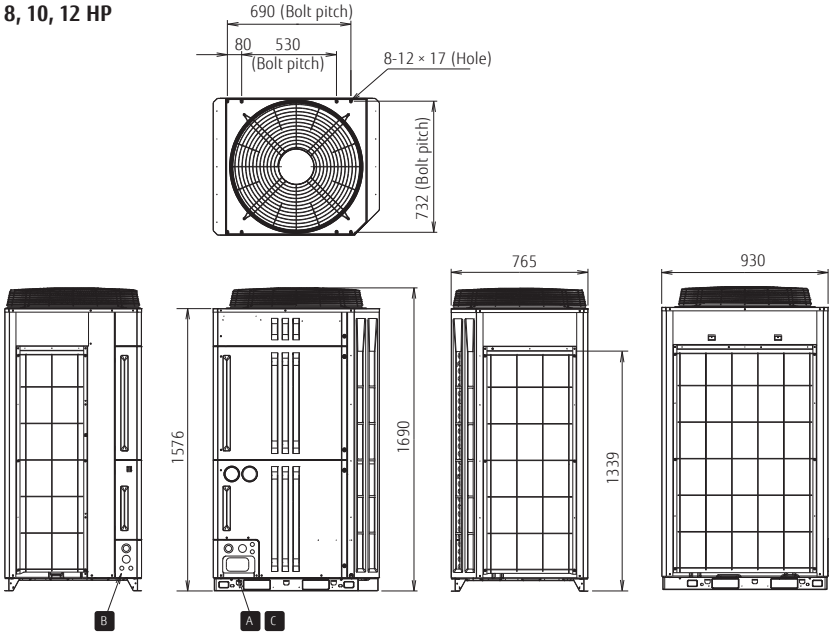

14, 16 HP

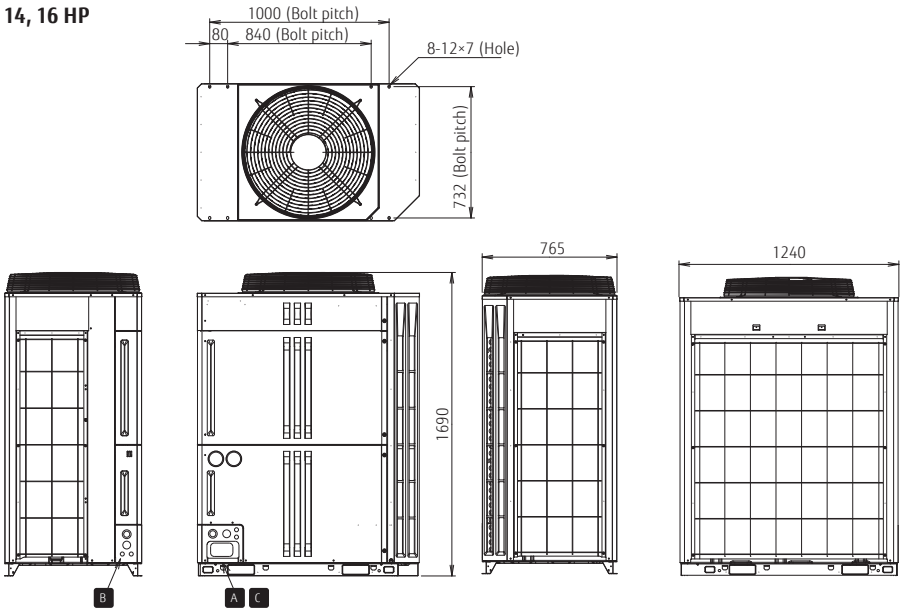

A Front side knockout position

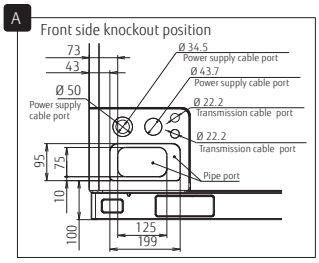

B Left side knockout position

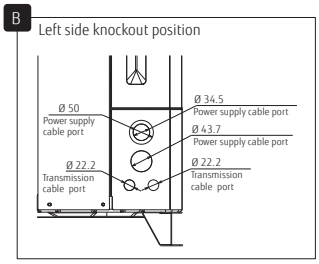

C Bottom side knockout position

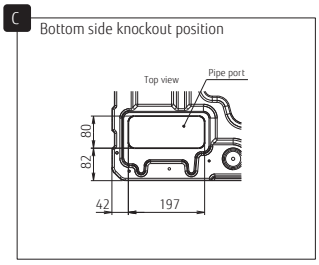

Outdoor units specifications

Space Saving Combination

Rating Capacity range		HP	8	10	12	14	16	18	20	22	24
											
Set Model name			**AJH072GALBH**	**AJH090GALBH**	**AJH108GALBH**	**AJH126GALBH**	**AJH144GALBH**	**AJH162GALBH**	**AJH180GALBH**	**AJH198GALBH**	**AJH216GALBH**
Unit 1 Unit 2 Unit 3			AJH072GALBH	AJH090GALBH	AJH108GALBH	AJH126GALBH	AJH144GALBH	AJH090GALBH AJH072GALBH	AJH090GALBH AJH090GALBH	AJH108GALBH AJH090GALBH	AJH108GALBH AJH108GALBH
Maximum Connectable Indoor Unit*1			17	21	26	30	34	39	43	47	52
Indoor unit connectable capacity		kW	5.6-33.6	7.0-42.0	8.4-50.2	10.0-60.0	11.3-67.5	12.6-75.6*3	14.0-84.0*3	15.4-92.2*3	16.8-100.5*3
Power source			3 phase 4 wire , 400 V, 50Hz								
Capacity	Cooling	kW	22.4	28.0	33.5	40.0	45.0	50.4	56.0	61.5	67.0
	Nominal Heating		22.4	28.0	33.5	40.0	45.0	-	-	-	-
	Max. Heating		25.0	31.5	37.5	45.0	50.0	56.5	63.0	69.0	75.0
Input power	Cooling	kW	5.45	7.11	9.75	11.34	14.42	12.56	14.22	16.86	19.50
	Nominal Heating		4.73	6.00	7.89	8.85	10.54	-	-	-	-
	Max. Heating		5.70	7.33	9.62	10.90	12.77	13.03	14.66	16.95	19.24
EER	Cooling	W/W	4.11	3.94	3.44	3.53	3.12	4.01	3.94	3.65	3.44
COP	Nominal Heating		4.74	4.67	4.25	4.52	4.27	-	-	-	-
	Max. Heating		4.39	4.30	3.90	4.13	3.92	4.34	4.30	4.07	3.90
Airflow rate		m^3/h	11,100	11,100	11,100	13,000	13,000	11,100 × 2	11,100 × 2	11,100 × 2	11,100 × 2
Sound pressure level*2/ Power level	Cooling	dB(A)	56 / 75	58 / 76	59 / 79	60 / 81	61 / 81	60 / 79	61 / 79	62 / 81	62 / 82
	Heating		58 / 76	59 / 77	62 / 82	62 / 82	62 / 82	62 / 80	62 / 80	63 / 83	64 / 85
Maximum external static pressure		Pa	80	80	80	80	80	80	80	80	80
Compressor motor output		kW	7.5	7.5	7.5	11.0	11.0	7.5 × 2	7.5 × 2	7.5 × 2	7.5 × 2
Heat exchanger fin			Blue fin	Blue fin	Blue fin	Blue fin	Blue fin	Blue fin	Blue fin	Blue fin	Blue fin
Net Dimensions	Height	mm	1,690	1,690	1,690	1,690	1,690	1,690	1,690	1,690	1,690
	Width		930	930	930	1,240	1,240	930 × 2	930 × 2	930 × 2	930 × 2
	Depth		765	765	765	765	765	765	765	765	765
Weight		kg	262	262	262	286	286	262 × 2	262 × 2	262 × 2	262 × 2
Refrigerant	Type (Global Warming Potential)		R410A (2,088)	R410A (2,088)	R410A (2,088)	R410A (2,088)	R410A (2,088)	R410A (2,088)	R410A (2,088)	R410A (2,088)	R410A (2,088)
	Charge	kg(CO2eq-T)	11.8 (24.6)	11.8 (24.6)	11.8 (24.6)	11.8 (24.6)	11.8 (24.6)	11.8 × 2 (24.6 × 2)	11.8 × 2 (24.6 × 2)	11.8 × 2 (24.6 × 2)	11.8 × 2 (24.6 × 2)
Connection pipe diameter	Liquid	mm	12.70	12.70	12.70	12.70	12.70	15.88	15.88	15.88	15.88
	Discharge Gas		15.88	19.05	19.05	22.22	22.22	22.22	22.22	28.58	28.58
	Suction Gas		22.22	22.22	28.58	28.58	28.58	28.58	28.58	34.92	34.92
Operating Range	Cooling	˚CDB	-10 to 46	-10 to 46	-10 to 46	-10 to 46	-10 to 46	-10 to 46	-10 to 46	-10 to 46	-10 to 46
	Heating		-20 to 21	-20 to 21	-20 to 21	-20 to 21	-20 to 21	-20 to 21	-20 to 21	-20 to 21	-20 to 21
	Cooling/Heating		-10 to 21	-10 to 21	-10 to 21	-10 to 21	-10 to 21	-10 to 21	-10 to 21	-10 to 21	-10 to 21

Energy Efficiency Combination

Rating Capacity range		HP	16	22	24	26	28	30
								
Set Model name			**AJH144GALBHH**	**AJH198GALBHH**	**AJH216GALBHH**	**AJH234GALBHH**	**AJH252GALBHH**	**AJH270GALBHH**
Unit 1 Unit 2 Unit 3			AJH072GALBH AJH072GALBH	AJH126GALBH AJH072GALBH	AJH072GALBH AJH072GALBH AJH072GALBH	AJH090GALBH AJH072GALBH AJH072GALBH	AJH090GALBH AJH090GALBH AJH072GALBH	AJH090GALBH AJH090GALBH AJH090GALBH
Maximum Connectable Indoor Unit*1			34	47	52	56	60	64
Indoor unit connectable capacity		kW	11.2-67.2*3	15.6-93.6*3	16.8-100.8*3	18.2-109.2*3	19.6-117.6*3	21.0-126.0*3
Power source			3 phase 4 wire , 400 V, 50Hz					
Capacity	Cooling	kW	44.8	62.4	67.2	72.8	78.4	84.0
	Nominal Heating		-	-	-	-	-	-
	Max. Heating		50.0	70.0	75.0	81.5	88.0	94.5
Input power	Cooling	kW	10.90	16.79	16.35	18.01	19.67	21.33
	Nominal Heating		-	-	-	-	-	-
	Max. Heating		11.40	16.60	17.10	18.73	20.36	21.99
EER	Cooling	W/W	4.11	3.72	4.11	4.04	3.99	3.94
COP	Nominal Heating		-	-	-	-	-	-
	Max. Heating		4.39	4.22	4.39	4.35	4.32	4.30
Airflow rate		m^3/h	11,100 × 2	13,000 + 11,100	11,100 × 3	11,100 × 3	11,100 × 3	11,100 × 3
Sound pressure level*2/ Power level	Cooling	dB(A)	59 / 78	61 / 82	61 / 80	62 / 80	62 / 80	63 / 81
	Heating		61 / 79	63 / 83	63 / 81	63 / 81	63 / 81	64 / 82
Maximum external static pressure		Pa	80	80	80	80	80	80
Compressor motor output		kW	7.5 × 2	11.0 + 7.5	7.5 × 3	7.5 × 3	7.5 × 3	7.5 × 3
Heat exchanger fin			Blue fin	Blue fin	Blue fin	Blue fin	Blue fin	Blue fin
Net Dimensions	Height	mm	1,690	1,690	1,690	1,690	1,690	1,690
	Width		930 × 2	1,240 + 930	930 × 3	930 × 3	930 × 3	930 × 3
	Depth		765	765	765	765	765	765
Weight		kg	262 × 2	286 + 262	262 × 3	262 × 3	262 × 3	262 × 3
Refrigerant	Type (Global Warming Potential)		R410A (2,088)	R410A (2,088)	R410A (2,088)	R410A (2,088)	R410A (2,088)	R410A (2,088)
	Charge	kg(CO2eq-T)	11.8 × 2 (24.6 × 2)	11.8 × 2 (24.6 × 2)	11.8 × 3 (24.6 × 3)	11.8 × 3 (24.6 × 3)	11.8 × 3 (24.6 × 3)	11.8 × 3 (24.6 × 3)
Connection pipe diameter	Liquid	mm	12.70	15.88	15.88	15.88	15.88	19.05
	Discharge Gas		22.22	28.58	28.58	28.58	28.58	28.58
	Suction Gas		28.58	34.92	34.92	34.92	34.92	34.92
Operating Range	Cooling	˚CDB	-10 to 46	-10 to 46	-10 to 46	-10 to 46	-10 to 46	-10 to 46
	Heating		-20 to 21	-20 to 21	-20 to 21	-20 to 21	-20 to 21	-20 to 21
	Cooling/Heating		-10 to 21	-10 to 21	-10 to 21	-10 to 21	-10 to 21	-10 to 21

Note: Specifications are based on the following conditions.
Cooling: Indoor temperature of 27°CDB / 19°CWB, and outdoor temperature of 35°CDB / 24°CWB.
Heating: Indoor temperature of 20°CDB / (15°CWB), and outdoor temperature of 7°CDB / 6°CWB.

Pipe length: 7.5 m; Height difference between outdoor unit and indoor unit : 0 m.
When cooling operation will be conducted at outdoor air temperature below -5°C,
the outdoor unit must be installed in a position that is higher than or equal to those of indoor units.

26	28	30	32	34	36	38	40	42	44	46	48
											
AJH234GALBH	**AJH252GALBH**	**AJH270GALBH**	**AJH288GALBH**	**AJH306GALBH**	**AJH324GALBH**	**AJH342GALBH**	**AJH360GALBH**	**AJH378GALBH**	**AJH396GALBH**	**AJH414GALBH**	**AJH432GALBH**
AJH144GALBH AJH090GALBH	AJH144GALBH AJH108GALBH	AJH144GALBH AJH126GALBH	AJH144GALBH AJH144GALBH	AJH108GALBH AJH108GALBH AJH090GALBH	AJH108GALBH AJH108GALBH AJH108GALBH	AJH144GALBH AJH108GALBH AJH090GALBH	AJH144GALBH AJH108GALBH AJH108GALBH	AJH144GALBH AJH144GALBH AJH090GALBH	AJH144GALBH AJH144GALBH AJH108GALBH	AJH144GALBH AJH144GALBH AJH126GALBH	AJH144GALBH AJH144GALBH AJH144GALBH
56	60	64	64	64	64	64	64	64	64	64	64
18.3-109.5*3	19.7-117.7*3	21.3-127.5*3	22.5-135.0*3	23.8-142.5*3	25.2-150.7*3	26.7-159.7*3	28.0-168.0*3	29.5-177.0*3	30.9-185.2*3	32.5-195.0*3	33.8-202.5*3
3 phase 4 wire , 400 V, 50Hz											
73.0	78.5	85.0	90.0	95.0	100.5	106.5	112.0	118.0	123.5	130.0	135.0
-	-	-	-	-	-	-	-	-	-	-	-
81.5	87.5	95.0	100.0	106.5	112.5	119.0	125.0	131.5	137.5	145.0	150.0
21.53	24.17	25.76	28.84	26.61	29.25	31.28	33.92	35.95	38.59	40.18	43.26
-	-	-	-	-	-	-	-	-	-	-	-
20.10	22.39	23.67	25.54	26.57	28.86	29.72	32.01	32.87	35.16	36.44	38.31
3.39	3.25	3.30	3.12	3.57	3.44	3.40	3.30	3.28	3.20	3.24	3.12
-	-	-	-	-	-	-	-	-	-	-	-
4.05	3.91	4.01	3.92	4.01	3.90	4.00	3.91	4.00	3.91	3.98	3.92
13,000 + 11,100	13,000 + 11,100	13,000 × 2	13,000 × 2	11,100 × 3	11,100 × 3	13,000 + 11,100 × 2	13,000 + 11,100 × 2	13,000 × 2 + 11,100	13,000 × 2 + 11,100	13,000 × 3	13,000 × 3
63 / 82	63 / 83	64 / 84	64 / 84	63 / 83	64 / 84	64 / 84	65 / 85	65 / 85	65 / 85	65 / 86	66 / 86
63 / 83	64 / 85	64 / 85	64 / 85	65 / 86	67 / 87	65 / 86	67 / 87	66 / 86	67 / 87	67 / 87	67 / 87
80	80	80	80	80	80	80	80	80	80	80	80
11.0 + 7.5	11.0 + 7.5	11.0 × 2	11.0 × 2	7.5 × 3	7.5 × 3	11.0+7.5 × 2	11.0 + 7.5 × 2	11.0 × 2 + 7.5	11.0 × 2 + 7.5	11.0 × 3	11.0 × 3
Blue fin	Blue fin	Blue fin	Blue fin	Blue fin	Blue fin	Blue fin	Blue fin	Blue fin	Blue fin	Blue fin	Blue fin
1,690	1,690	1,690	1,690	1,690	1,690	1,690	1,690	1,690	1,690	1,690	1,690
1,240 + 930	1,240 + 930	1,240 × 2	1,240 × 2	930 × 3	930 × 3	1,240 + 930 × 2	1,240 + 930 × 2	1,240 × 2 + 930	1,240 × 2 + 930	1,240 × 3	1,240 × 3
765	765	765	765	765	765	765	765	765	765	765	765
286 + 262	286 + 262	286 × 2	286 × 2	262 × 3	262 × 3	286 + 262 × 2	286 + 262 × 2	286 × 2 + 262	286 × 2 + 262	286 × 3	286 × 3
R410A (2,088)	R410A (2,088)	R410A (2,088)	R410A (2,088)	R410A (2,088)	R410A (2,088)	R410A (2,088)	R410A (2,088)	R410A (2,088)	R410A (2,088)	R410A (2,088)	R410A (2,088)
11.8 × 2 (24.6 × 2)	11.8 × 2 (24.6 × 2)	11.8 × 2 (24.6 × 2)	11.8 × 2 (24.6 × 2)	11.8 × 3 (24.6 × 3)	11.8 × 3 (24.6 × 3)	11.8 × 3 (24.6 × 3)	11.8 × 3 (24.6 × 3)	11.8 × 3 (24.6 × 3)	11.8 × 3 (24.6 × 3)	11.8 × 3 (24.6 × 3)	11.8 × 3 (24.6 × 3)
15.88	15.88	19.05	19.05	19.05	19.05	19.05	19.05	19.05	19.05	19.05	19.05
28.58	28.58	28.58	28.58	28.58	28.58	34.92	34.92	34.92	34.92	34.92	34.92
34.92	34.92	34.92	34.92	34.92	41.27	41.27	41.27	41.27	41.27	41.27	41.27
-10 to 46	-10 to 46	-10 to 46	-10 to 46	-10 to 46	-10 to 46	-10 to 46	-10 to 46	-10 to 46	-10 to 46	-10 to 46	-10 to 46
-20 to 21	-20 to 21	-20 to 21	-20 to 21	-20 to 21	-20 to 21	-20 to 21	-20 to 21	-20 to 21	-20 to 21	-20 to 21	-20 to 21
-10 to 21	-10 to 21	-10 to 21	-10 to 21	-10 to 21	-10 to 21	-10 to 21	-10 to 21	-10 to 21	-10 to 21	-10 to 21	-10 to 21

32	34	36	38	40	42	44
						
AJH288GALBHH	**AJH306GALBHH**	**AJH324GALBHH**	**AJH342GALBHH**	**AJH360GALBHH**	**AJH378GALBHH**	**AJH396GALBHH**
AJH126GALBH AJH090GALBH AJH072GALBH	AJH126GALBH AJH090GALBH AJH090GALBH	AJH126GALBH AJH126GALBH AJH072GALBH	AJH126GALBH AJH126GALBH AJH090GALBH	AJH144GALBH AJH126GALBH AJH090GALBH	AJH126GALBH AJH126GALBH AJH126GALBH	AJH144GALBH AJH126GALBH AJH126GALBH
64	64	64	64	64	64	64
22.6-135.6*3	24.0-144.0*3	25.6-153.6*3	27.0-162.0*3	28.3-169.5*3	30.0-180.0*3	31.3-187.5*3
3 phase 4 wire , 400 V, 50Hz						
90.4	96.0	102.4	108.0	113.0	120.0	125.0
-	-	-	-	-	-	-
101.5	108.0	115.0	121.5	126.5	135.0	140.0
23.90	25.56	28.13	29.79	32.87	34.02	37.10
-	-	-	-	-	-	-
23.93	25.56	27.50	29.13	31.00	32.70	34.57
3.78	3.76	3.64	3.63	3.44	3.53	3.37
-	-	-	-	-	-	-
4.24	4.23	4.18	4.17	4.08	4.13	4.05
13,000 + 11,100 × 2	13,000 + 11,100 × 2	13,000 × 2 + 11,100	13,000 × 2 + 11,100	13,000 × 2 + 11,100	13,000 × 3	13,000 × 3
63 / 83	64 / 83	64 / 85	64 / 85	65 / 85	65 / 86	65 / 86
64 / 84	65 / 84	66 / 86	66 / 86	66 / 86	67 / 87	67 / 87
80	80	80	80	80	80	80
11.0 + 7.5 × 2	11.0 + 7.5 × 2	11.0 × 2 + 7.5	11.0 × 2 + 7.5	11.0 × 2 + 7.5	11.0 × 3	11.0 × 3
Blue fin	Blue fin	Blue fin	Blue fin	Blue fin	Blue fin	Blue fin
1,690	1,690	1,690	1,690	1,690	1,690	1,690
1,240 + 930 × 2	1,240 + 930 × 2	1,240 × 2 + 930	1,240 × 2 + 930	1,240 × 2 + 930	1,240 × 3	1,240 × 3
765	765	765	765	765	765	765
286 + 262 × 2	286 + 262 × 2	286 × 2 + 262	286 × 2 + 262	286 × 2 + 262	286 × 3	286 × 3
R410A (2,088)	R410A (2,088)	R410A (2,088)	R410A (2,088)	R410A (2,088)	R410A (2,088)	R410A (2,088)
11.8 × 3 (24.6 × 3)	11.8 × 3 (24.6 × 3)	11.8 × 3 (24.6 × 3)	11.8 × 3 (24.6 × 3)	11.8 × 3 (24.6 × 3)	11.8 × 3 (24.6 × 3)	11.8 × 3 (24.6 × 3)
19.05	19.05	19.05	19.05	19.05	19.05	19.05
28.58	28.58	28.58	34.92	34.92	34.92	34.92
34.92	34.92	41.27	41.27	41.27	41.27	41.27
-10 to 46	-10 to 46	-10 to 46	-10 to 46	-10 to 46	-10 to 46	-10 to 46
-20 to 21	-20 to 21	-20 to 21	-20 to 21	-20 to 21	-20 to 21	-20 to 21
-10 to 21	-10 to 21	-10 to 21	-10 to 21	-10 to 21	-10 to 21	-10 to 21

*1: Minimum connectable indoor unit number is 2.
*2: The noise value is the value when measured in an anechoic room. When measured in the actual installed state, surrounding noise and reflections are received and the measured value is usually larger than the indicated value.
*3: When the connectable indoor unit capacity range is 25% to 49.9%, do not open the three-way valve except for the operating one unit. In addition, do not connect the power line.
* These specifications are determined by ducted combination.

Heat Pump

Modular Type

AIRSTAGE™ V-III

System configuration example

- This system is used for medium-sized and large buildings. Connecting each outdoor unit makes it possible to create a high capacity system.
- Connection of multiple indoor units using separation tubes and headers.

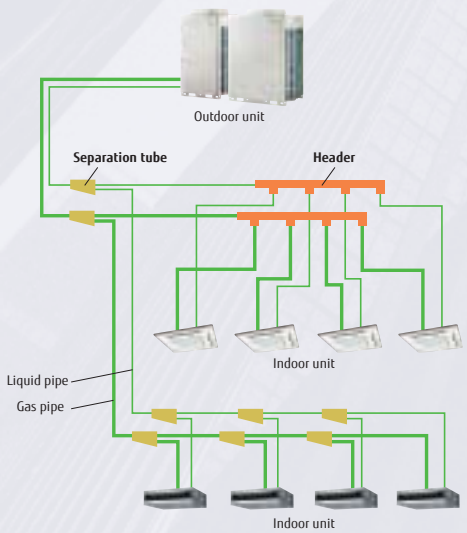

Efficiency in actual operation

Top class high COP is achieved for all combinations by our unique heat exchanger structure, high efficient DC twin compressor, and our own technologies.

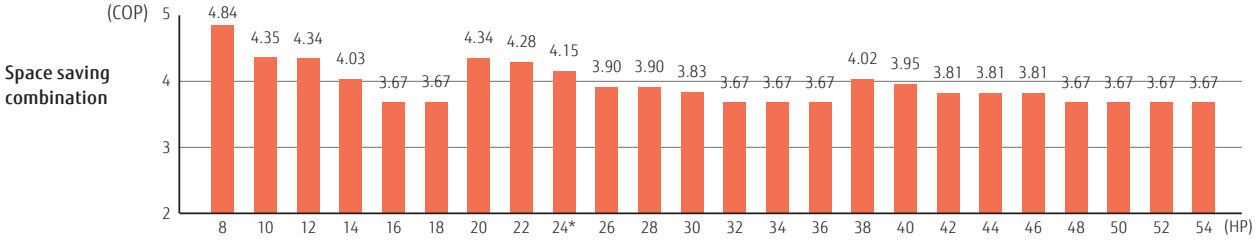

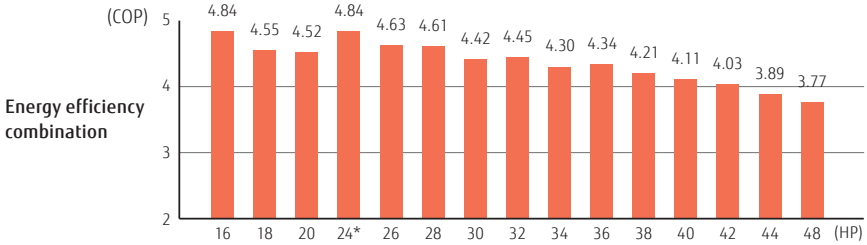

For 24 HP Combination



COP 17% UP

* These specifications are determined by ducted combination.

Energy saving technology that boosted operation efficiency

Powerful large propeller fan

By using CFD* technology, a newly designed fan achieves high performance and low noise operation. *: CFD = Computational Fluid Dynamics

3 phase DC fan motor

Efficiency is substantially improved by high efficient motor with sophisticated driver control. In addition, low noise is realized by DC fan motor.

Sine-wave DC inverter control

High efficiency is realized by adoption of reduced switching loss IPM.

4-face heat exchanger

Heat exchange efficiency is significantly improved by the introduction of a new 4-face heat exchanger that increases effective surface area.

Subcool heat exchanger

High Heat Exchange efficiency is achieved by using an internal projection shape double pipe construction.

High efficient and large capacity DC twin rotary compressor

Large capacity high efficient DC twin rotary compressor with excellent intermediate capability.

Front intake port (Corner cut air inlet structure)

In multiple outdoor unit installations, the unique front intake design improves airflow into the Heat Exchanger.

Advanced energy saving control

Multiple outdoor operation control

This control method operates all compressors at part load and distributes refrigerant to all heat exchangers to improve the overall system efficiency.

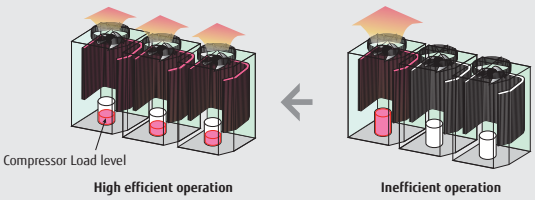

Heat exchanger refrigerant control

The efficiency of the top and bottom heat exchanger in the outdoor unit has been improved by adopting an optimum refrigerant path control.

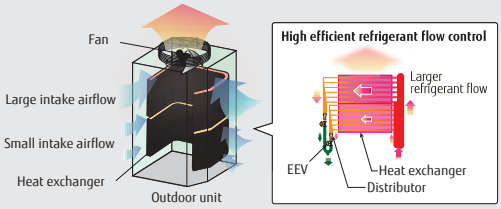

Outdoor units lineup • Combinations other than the followings are not recommended.

Space saving Combinations

22.4kW (8HP) AJH072LALBH UNIT : AJH072LALBH	28.0kW (10HP) AJH090LALBH UNIT : AJH090LALBH	33.5kW (12HP) AJH108LALBH UNIT : AJH108LALBH	40.0kW (14HP) AJH126LALBH UNIT : AJH126LALBH	45.0kW (16HP) AJH144LALBH UNIT : AJH144LALBH
50.0 kW (18HP) AJH162LALBH UNIT : AJH162LALBH	56.0kW (20HP) AJH180LALBH UNIT : AJH090/090LALBH	62.4 kW (22HP) AJH198LALBH UNIT : AJH126/072LALBH	68.0 kW (24HP) AJH216LALBH UNIT : AJH126/090LALBH	73.0 kW (26HP) AJH234LALBH UNIT : AJH144/090LALBH
78.0 kW (28HP) AJH252LALBH UNIT : AJH162/090LALBH	85.0 kW (30HP) AJH270LALBH UNIT : AJH144/126LALBH	90.0 kW (32HP) AJH288LALBH UNIT : AJH144/144LALBH	95.0 kW (34HP) AJH306LALBH UNIT : AJH162/144LALBH	100.0 kW (36HP) AJH324LALBH UNIT : AJH162/162LALBH
106.0 kW (38HP) AJH342LALBH UNIT : AJH162/090/090LALBH	113.0 kW (40HP) AJH360LALBH UNIT : AJH144/126/090LALBH	118.0 kW (42HP) AJH378LALBH UNIT : AJH144/144/090LALBH	123.0 kW (44HP) AJH396LALBH UNIT : AJH162/144/090LALBH	128.0 kW (46HP) AJH414LALBH UNIT : AJH162/162/090LALBH
135.0 kW (48HP) AJH432LALBH UNIT : AJH144/144/144LALBH	140.0 kW (50HP) AJH450LALBH UNIT : AJH162/144/144LALBH	145.0 kW (52HP) AJH468LALBH UNIT : AJH162/162/144LALBH	150.0 kW (54HP) AJH486LALBH UNIT : AJH162/162/162LALBH	

Energy efficiency Combinations

44.8 kW (16HP) AJH144LALBHH UNIT : AJH072/072LALBH	50.4kW (18HP) AJH162LALBHH UNIT : AJH090/072LALBH	55.9 kW (20HP) AJH180LALBHH UNIT : AJH108/072LALBH	67.2 kW (24HP) AJH216LALBHH UNIT : AJH072/072/072LALBH	72.8 kW (26HP) AJH234LALBHH UNIT : AJH090/072/072LALBH
78.3 kW (28HP) AJH252LALBHH UNIT : AJH108/072/072LALBH	84.8 kW (30HP) AJH270LALBHH UNIT : AJH126/072/072LALBH	89.4 kW (32HP) AJH288LALBHH UNIT : AJH108/108/072LALBH	95.9 kW (34HP) AJH306LALBHH UNIT : AJH126/108/072LALBH	100.5 kW (36HP) AJH324LALBHH UNIT : AJH108/108/108LALBH
107.0 kW (38HP) AJH342LALBHH UNIT : AJH126/108/108LALBH	113.5 kW (40HP) AJH360LALBHH UNIT : AJH126/126/108LALBH	120.0 kW (42HP) AJH378LALBHH UNIT : AJH126/126/126LALBH	125.0 kW (44HP) AJH396LALBHH UNIT : AJH144/126/108LALBH	130.0 kW (46HP) AJH414LALBHH UNIT : AJH144/144/126LALBH

8,10HP: AJH072LALBH / AJH090LALBH
12,14,16,18HP: AJH108LALBH / AJH126LALBH / AJH144LALBH / AJH162LALBH

8, 10 HP　　12, 14, 16, 18 HP

Dimensions

(Unit : mm)

8, 10 HP

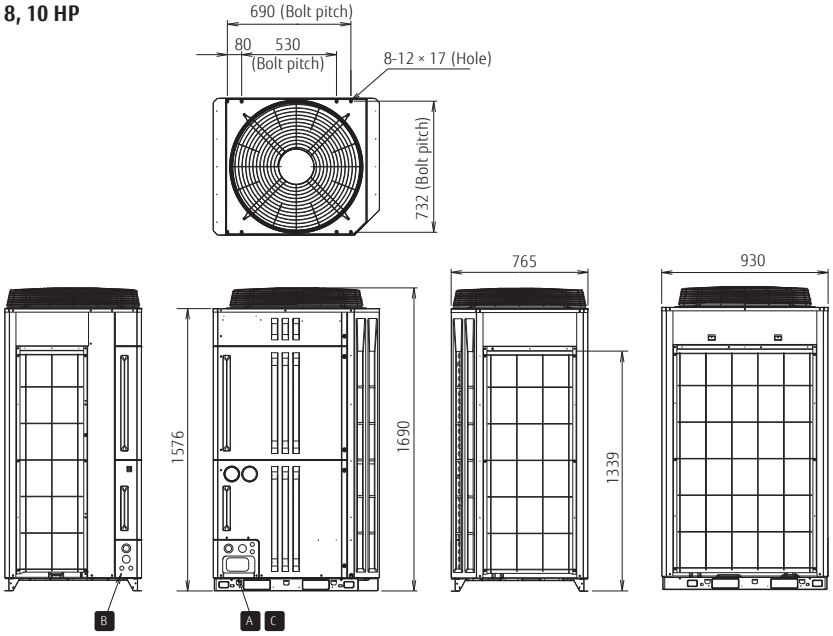

12, 14, 16, 18 HP

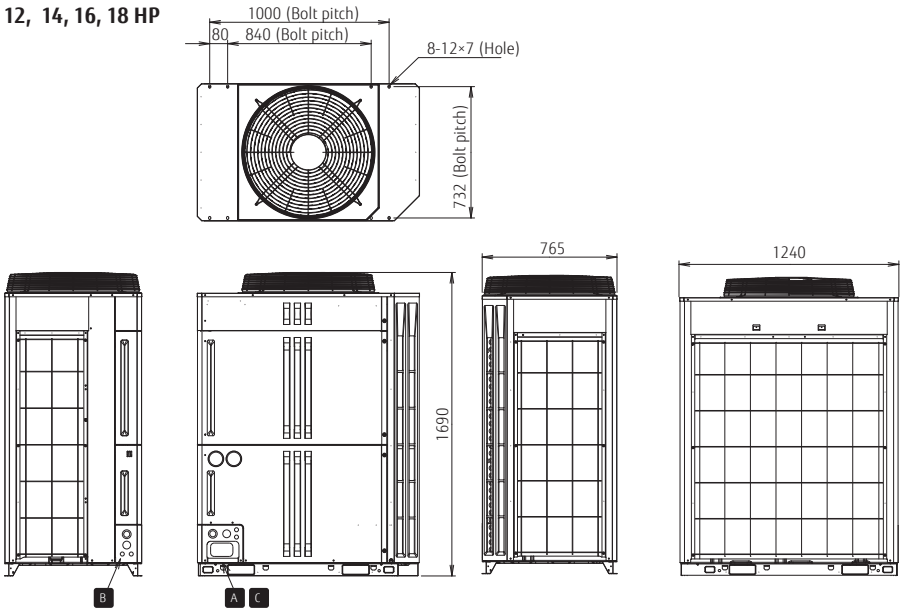

A Front side knockout position

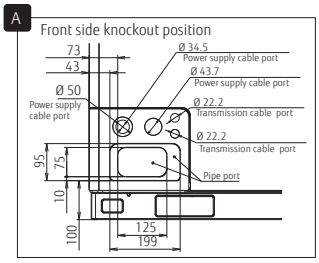

B Left side knockout position

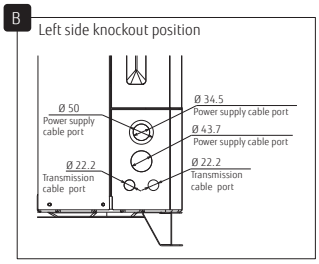

C Bottom side knockout position

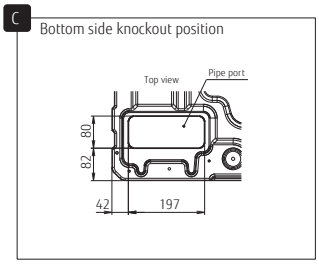

Outdoor units specifications

Space Saving Combination

Rating Capacity range		HP	8	10	12	14	16	18	20	22	24	26	28
													
Set Model name			AJH072LALBH	AJH090LALBH	AJH108LALBH	AJH126LALBH	AJH144LALBH	AJH162LALBH	AJH180LALBH	AJH198LALBH	AJH216LALBH	AJH234LALBH	AJH252LALBH
Unit 1 Unit 2 Unit 3			AJH072LALBH	AJH090LALBH	AJH108LALBH	AJH126LALBH	AJH144LALBH	AJH162LALBH	AJH090LALBH AJH090LALBH	AJH126LALBH AJH072LALBH	AJH126LALBH AJH090LALBH	AJH144LALBH AJH090LALBH	AJH162LALBH AJH090LALBH
Maximum Connectable Indoor Unit*1			17	21	26	30	34	39	43	47	52	56	60
Indoor unit connectable capacity		kW	11.2-33.6	14.0-42.0	16.8-50.2	20.0-60.0	22.5-67.5	25.0-67.5	28.0-84.0	31.2-93.6	34.0-102.0	36.5-109.5	39.0-109.5
Power source			3 phase 4 wire, 400 V, 50Hz										
Capacity	Cooling	kW	22.4	28.0	33.5	40.0	45.0	50.0	56.0	62.4	68.0	73.0	78.0
	Nominal Heating		22.4	28.0	33.5	40.0	45.0	50.0	-	-	-	-	-
	Max. Heating		25.0	31.5	37.5	45.0	50.0	50.0	63.0	70.0	76.5	81.5	81.5
Input power	Cooling	kW	5.20	7.28	8.96	10.96	13.01	16.56	14.56	16.16	18.24	20.29	23.84
	Nominal Heating		4.31	5.98	7.10	8.97	11.09	13.63	-	-	-	-	-
	Max. Heating		5.17	7.25	8.65	11.17	13.63	13.63	14.50	16.34	18.42	20.88	20.88
EER	Cooling	W/W	4.31	3.85	3.74	3.65	3.46	3.02	3.85	3.86	3.73	3.60	3.27
COP	Nominal Heating		5.20	4.69	4.72	4.46	4.06	3.67	-	-	-	-	-
	Max. Heating		4.84	4.35	4.34	4.03	3.67	3.67	4.34	4.28	4.15	3.90	3.90
Airflow rate	High	m^3/h	11,100	11,100	13,000	13,000	13,700	13,700	11,100 × 2	13,000 + 11,100	13,000 + 11,100	13,700 + 11,100	13,700 + 11,100
Sound pressure level*2/ Power level	Cooling	dB(A)	56 / 77	58 / 79	57 / 78	60 / 81	62 / 83	63 / 84	61 / 82	61 / 82	62 / 83	63 / 84	64 / 85
	Heating		58 / 80	59 / 81	60 / 83	62 / 84	64 / 86	64 / 86	62 / 84	63 / 85	64 / 86	65 / 87	65 / 87
Maximum external static pressure		Pa	82	82	82	82	82	82	82	82	82	82	82
Compressor motor output		kW	7.5	7.5	11.0	11.0	11.0	11.0	7.5 × 2	11.0 + 7.5	11.0 + 7.5	11.0 + 7.5	11.0 + 7.5
Heat exchanger fin			Blue fin	Blue fin	Blue fin	Blue fin	Blue fin	Blue fin	Blue fin	Blue fin	Blue fin	Blue fin	Blue fin
Net Dimensions	Height	mm	1,690	1,690	1,690	1,690	1,690	1,690	1,690	1,690	1,690	1,690	1,690
	Width		930	930	1,240	1,240	1,240	1,240	930 × 2	1,240 + 930	1,240 + 930	1,240 + 930	1,240 + 930
	Depth		765	765	765	765	765	765	765	765	765	765	765
Weight		kg	252	252	275	275	275	275	252 × 2	275 + 252	275 + 252	275 + 252	275 + 252
Refrigerant	Type (Global Warming Potential)		R410A (2,088)	R410A (2,088)	R410A (2,088)	R410A (2,088)	R410A (2,088)	R410A (2,088)	R410A (2,088)	R410A (2,088)	R410A (2,088)	R410A (2,088)	R410A (2,088)
	Charge	kg(CO2eq-T)	11.7 (24.4)	11.7 (24.4)	11.8 (24.6)	11.8 (24.6)	11.8 (24.6)	11.8 (24.6)	11.7 × 2 (24.4 × 2)	11.8 + 11.7 (24.6 + 24.4)	11.8 + 11.7 (24.6 + 24.4)	11.8 + 11.7 (24.6 + 24.4)	11.8 + 11.7 (24.6 + 24.4)
Connection pipe diameter	Liquid	mm	12.70	12.70	12.70	12.70	12.70	15.88	15.88	15.88	15.88	15.88	15.88
	Gas		22.22	22.22	28.58	28.58	28.58	28.58	28.58	34.92	34.92	34.92	34.92
Operating Range	Cooling	°CDB	-15 to 46	-15 to 46	-15 to 46	-15 to 46	-15 to 46	-15 to 46	-5 to 46	-5 to 46	-5 to 46	-5 to 46	-5 to 46
	Heating		-20 to 21	-20 to 21	-20 to 21	-20 to 21	-20 to 21	-20 to 21	-20 to 21	-20 to 21	-20 to 21	-20 to 21	-20 to 21

Energy Efficiency Combination

Rating Capacity range		HP	16	18	20	24	26	28	30
									
Set Model name			AJH144LALBHH	AJH162LALBHH	AJH180LALBHH	AJH216LALBHH	AJH234LALBHH	AJH252LALBHH	AJH270LALBHH
Unit 1 Unit 2 Unit 3			AJH072LALBH AJH072LALBH	AJH090LALBH AJH072LALBH	AJH108LALBH AJH072LALBH	AJH072LALBH AJH072LALBH AJH072LALBH	AJH090LALBH AJH072LALBH AJH072LALBH	AJH108LALBH AJH072LALBH AJH072LALBH	AJH126LALBH AJH072LALBH AJH072LALBH
Maximum Connectable Indoor Unit*1			34	39	43	52	56	60	64
Indoor unit connectable capacity		kW	22.4-67.2	25.2-75.6	28.0-83.8	33.6-100.8	36.4-109.2	39.2-117.4	42.4-127.2
Power source			3 phase 4 wire, 400 V, 50Hz						
Capacity	Cooling	kW	44.8	50.4	55.9	67.2	72.8	78.3	84.8
	Nominal Heating		-	-	-	-	-	-	-
	Max. Heating		50.0	56.5	62.5	75.0	81.5	87.5	95.0
Input power	Cooling	kW	10.40	12.48	14.16	15.60	17.68	19.36	21.36
	Nominal Heating		-	-	-	-	-	-	-
	Max. Heating		10.34	12.42	13.82	15.51	17.59	18.99	21.51
EER	Cooling	W/W	4.31	4.04	3.95	4.31	4.12	4.04	3.97
COP	Nominal Heating		-	-	-	-	-	-	-
	Max. Heating		4.84	4.55	4.52	4.84	4.63	4.61	4.42
Airflow rate	High	m^3/h	11,100 × 2	11,100 × 2	13,000 + 11,100	11,100 × 3	11,000 × 3	13,000 + 11,100 × 2	13,000 + 11,100 × 2
Sound pressure level*2/ Power level	Cooling	dB(A)	59 / 80	60 / 81	60 / 81	61 / 82	62 / 83	61 / 82	63 / 84
	Heating		61 / 83	62 / 84	62 / 85	63 / 85	63 / 85	64 / 86	65 / 87
Maximum external static pressure		Pa	82	82	82	82	82	82	82
Compressor motor output		kW	7.5 × 2	7.5 × 2	11.0 + 7.5	7.5 × 3	7.5 × 3	11.0 + 7.5 × 2	11.0 + 7.5 × 2
Heat exchanger fin			Blue fin	Blue fin	Blue fin	Blue fin	Blue fin	Blue fin	Blue fin
Net Dimensions	Height	mm	1,690	1,690	1,690	1,690	1,690	1,690	1,690
	Width		930 × 2	930 × 2	1,240 + 930	930 × 3	930 × 3	1,240 + 930 × 2	1,240 + 930 × 2
	Depth		765	765	765	765	765	765	765
Weight		kg	252 × 2	252 × 2	275 + 252	252 × 3	252 × 3	275 + 252 × 2	275 + 252 × 2
Refrigerant	Type (Global Warming Potential)		R410A (2,088)	R410A (2,088)	R410A (2,088)	R410A (2,088)	R410A (2,088)	R410A (2,088)	R410A (2,088)
	Charge	kg(CO2eq-T)	11.7 × 2 (24.4 × 2)	11.7 × 2 (24.4 × 2)	11.8 + 11.7 (24.6 + 24.4)	11.7 × 3 (24.4 × 3)	11.7 × 3 (24.4 × 3)	11.8 + 11.7 × 2 (24.6 + 24.4 × 2)	11.8 + 11.7 × 2 (24.6 + 24.4 × 2)
Connection pipe diameter	Liquid	mm	12.70	15.88	15.88	15.88	15.88	15.88	19.05
	Gas		28.58	28.58	28.58	34.92	34.92	34.92	34.92
Operating Range	Cooling	°CDB	-5 to 46	-5 to 46	-5 to 46	-5 to 46	-5 to 46	-5 to 46	-5 to 46
	Heating		-20 to 21	-20 to 21	-20 to 21	-20 to 21	-20 to 21	-20 to 21	-20 to 21

Note : Specifications are based on the following conditions.
Cooling : Indoor temperature of 27°CDB / 19°CWB, and outdoor temperature of 35°CDB / 24°CWB.
Heating : Indoor temperature of 20°CDB / (15°CWB), and outdoor temperature of 7°CDB / 6°CWB.

Pipe length : 7.5 m; Height difference between outdoor unit and indoor unit : 0 m.
When cooling operation will be conducted at outdoor air temperature below -5°C,
the outdoor unit must be installed in a position that is higher than or equal to those of indoor units.

30	32	34	36	38	40	42	44	46	48	50	52	54
												
AJH270LALBH	**AJH288LALBH**	**AJH306LALBH**	**AJH324LALBH**	**AJH342LALBH**	**AJH360LALBH**	**AJH378LALBH**	**AJH396LALBH**	**AJH414LALBH**	**AJH432LALBH**	**AJH450LALBH**	**AJH468LALBH**	**AJH486LALBH**
AJH144LALBH AJH126LALBH	AJH144LALBH AJH144LALBH	AJH162LALBH AJH144LALBH	AJH162LALBH AJH162LALBH	AJH162LALBH AJH090LALBH AJH090LALBH	AJH144LALBH AJH126LALBH AJH090LALBH	AJH144LALBH AJH144LALBH AJH090LALBH	AJH162LALBH AJH144LALBH AJH090LALBH	AJH162LALBH AJH162LALBH AJH090LALBH	AJH144LALBH AJH144LALBH AJH144LALBH	AJH162LALBH AJH144LALBH AJH144LALBH	AJH162LALBH AJH162LALBH AJH144LALBH	AJH162LALBH AJH162LALBH AJH162LALBH
64	64	64	64	64	64	64	64	64	64	64	64	64
42.5-127.5	45.0-135.0	47.5-135.0	50.0-135.0	53.0-151.5	56.5-169.5	59.0-177.0	61.5-177.0	64.0-177.0	67.5-202.5	70.0-202.5	72.5-202.5	75.0-202.5
3 phase 4 wire, 400 V, 50Hz												
85.0	90.0	95.0	100.0	106.0	113.0	118.0	123.0	128.0	135.0	140.0	145.0	150.0
-	-	-	-	-	-	-	-	-	-	-	-	-
95.0	100.0	100.0	100.0	113.0	126.5	131.5	131.5	131.5	150.0	150.0	150.0	150.0
23.97	26.02	29.57	33.12	31.12	31.25	33.30	36.85	40.40	39.03	42.58	46.13	49.68
-	-	-	-	-	-	-	-	-	-	-	-	-
24.80	27.26	27.26	27.26	28.13	32.05	34.51	34.51	34.51	40.89	40.89	40.89	40.89
3.55	3.46	3.21	3.02	3.41	3.62	3.54	3.34	3.17	3.46	3.29	3.14	3.02
-	-	-	-	-	-	-	-	-	-	-	-	-
3.83	3.67	3.67	3.67	4.02	3.95	3.81	3.81	3.81	3.67	3.67	3.67	3.67
13,700 + 13,000	13,700 × 2	13,700 × 2	13,700 × 2	13,700 + 11,100 × 2	13,700 + 13,000 + 11,100	13,700 × 2 + 11,100	13,700 × 2 + 11,100	13,700 × 2 + 11,100	13,700 × 3	13,700 × 3	13,700 × 3	13,700 × 3
64 / 85	65 / 88	66 / 87	66 / 87	65 / 86	65 / 86	66 / 87	66 / 87	67 / 87	67 / 88	67 / 88	67 / 88	68 / 89
66 / 88	67 / 89	67 / 89	67 / 89	66 / 88	67 / 89	68 / 90	68 / 90	68 / 90	69 / 91	69 / 91	69 / 91	69 / 91
82	82	82	82	82	82	82	82	82	82	82	82	82
11.0 × 2	11.0 × 2	11.0 × 2	11.0 × 2	11.0 + 7.5 × 2	11.0 × 2 + 7.5	11.0 × 2 + 7.5	11.0 × 2 + 7.5	11.0 × 2 + 7.5	11.0 × 3	11.0 × 3	11.0 × 3	11.0 × 3
Blue fin	Blue fin	Blue fin	Blue fin	Blue fin	Blue fin	Blue fin	Blue fin	Blue fin	Blue fin	Blue fin	Blue fin	Blue fin
1,690	1,690	1,690	1,690	1,690	1,690	1,690	1,690	1,690	1,690	1,690	1,690	1,690
1,240 × 2	1,240 × 2	1,240 × 2	1,240 × 2	1,240 + 930 × 2	1,240 × 2 + 930	1,240 × 2 + 930	1,240 × 2 + 930	1,240 × 2 + 930	1,240 × 3	1,240 × 3	1,240 × 3	1,240 × 3
765	765	765	765	765	765	765	765	765	765	765	765	765
275 × 2	275 × 2	275 × 2	275 × 2	275 + 252 × 2	275 × 2 + 252	275 × 2 + 252	275 × 2 + 252	275 × 2 + 252	275 × 3	275 × 3	275 × 3	275 × 3
R410A (2,088)	R410A (2,088)	R410A (2,088)	R410A (2,088)	R410A (2,088)	R410A (2,088)	R410A (2,088)	R410A (2,088)	R410A (2,088)	R410A (2,088)	R410A (2,088)	R410A (2,088)	R410A (2,088)
11.8 × 2 (24.6 × 2)	11.8 × 2 (24.6 × 2)	11.8 × 2 (24.6 × 2)	11.8 × 2 (24.6 × 2)	11.8 + 11.7 × 2 (24.6 + 24.4 × 2)	11.8 × 2 + 11.7 (24.6 × 2 + 24.4)	11.8 × 2 + 11.7 (24.6 × 2 + 24.4)	11.8 × 2 + 11.7 (24.6 × 2 + 24.4)	11.8 × 2 + 11.7 (24.6 × 2 + 24.4)	11.8 × 3 (24.6 × 3)	11.8 × 3 (24.6 × 3)	11.8 × 3 (24.6 × 3)	11.8 × 3 (24.6 × 3)
19.05	19.05	19.05	19.05	19.05	19.05	19.05	19.05	19.05	19.05	19.05	19.05	19.05
34.92	34.92	34.92	41.27	41.27	41.27	41.27	41.27	41.27	41.27	41.27	41.27	41.27
-5 to 46	-5 to 46	-5 to 46	-5 to 46	-5 to 46	-5 to 46	-5 to 46	-5 to 46	-5 to 46	-5 to 46	-5 to 46	-5 to 46	-5 to 46
-20 to 21	-20 to 21	-20 to 21	-20 to 21	-20 to 21	-20 to 21	-20 to 21	-20 to 21	-20 to 21	-20 to 21	-20 to 21	-20 to 21	-20 to 21

32	34	36	38	40	42	44	46
							
AJH288LALBHH	**AJH306LALBHH**	**AJH324LALBHH**	**AJH342LALBHH**	**AJH360LALBHH**	**AJH378LALBHH**	**AJH396LALBHH**	**AJH414LALBHH**
AJH108LALBH AJH108LALBH AJH072LALBH	AJH126LALBH AJH108LALBH AJH072LALBH	AJH108LALBH AJH108LALBH AJH108LALBH	AJH126LALBH AJH108LALBH AJH108LALBH	AJH126LALBH AJH126LALBH AJH108LALBH	AJH126LALBH AJH126LALBH AJH126LALBH	AJH144LALBH AJH126LALBH AJH126LALBH	AJH144LALBH AJH144LALBH AJH126LALBH
64	64	64	64	64	64	64	64
44.7-134.1	48.0-143.8	50.3-150.7	53.5-160.5	56.8-170.2	60.0-180.0	62.5-187.5	65.0-195.0
3 phase 4 wire, 400 V, 50Hz							
89.4	95.9	100.5	107.0	113.5	120.0	125.0	130.0
-	-	-	-	-	-	-	-
100.0	107.5	112.5	120.0	127.5	135.0	140.0	145.0
23.12	25.12	26.88	28.88	30.88	32.88	34.93	36.98
-	-	-	-	-	-	-	-
22.47	24.99	25.95	28.47	30.99	33.51	35.97	38.43
3.87	3.82	3.74	3.70	3.68	3.65	3.58	3.52
-	-	-	-	-	-	-	-
4.45	4.30	4.34	4.21	4.11	4.03	3.89	3.77
13,000 × 2 + 11,100	13,000 × 2 + 11,100	13,000 × 3	13,000 × 3	13,000 × 3	13,000 × 3	13,700 + 13,000 × 2	13,700 × 2 + 13,000
61 / 82	63 / 84	63 / 83	64 / 84	64 / 85	65 / 88	66 / 87	66 / 87
64 / 87	65 / 88	65 / 88	65 / 88	66 / 88	67 / 89	68 / 90	68 / 90
82	82	82	82	82	82	82	82
11.0 × 2 + 7.5	11.0 × 2 + 7.5	11.0 × 3	11.0 × 3	11.0 × 3	11.0 × 3	11.0 × 3	11.0 × 3
Blue fin	Blue fin	Blue fin	Blue fin	Blue fin	Blue fin	Blue fin	Blue fin
1,690	1,690	1,690	1,690	1,690	1,690	1,690	1,690
1,240 × 2 + 930	1,240 × 2 + 930	1,240 × 3	1,240 × 3	1,240 × 3	1,240 × 3	1,240 × 3	1,240 × 3
765	765	765	765	765	765	765	765
275 × 2 + 252	275 × 2 + 252	275 × 3	275 × 3	275 × 3	275 × 3	275 × 3	275 × 3
R410A (2,088)	R410A (2,088)	R410A (2,088)	R410A (2,088)	R410A (2,088)	R410A (2,088)	R410A (2,088)	R410A (2,088)
11.8 × 2 + 11.7 (24.6 × 2 + 24.4)	11.8 × 2 + 11.7 (24.6 × 2 + 24.4)	11.8 × 3 (24.6 × 3)	11.8 × 3 (24.6 × 3)	11.8 × 3 (24.6 × 3)	11.8 × 3 (24.6 × 3)	11.8 × 3 (24.6 × 3)	11.8 × 3 (24.6 × 3)
19.05	19.05	19.05	19.05	19.05	19.05	19.05	19.05
34.92	34.92	41.27	41.27	41.27	41.27	41.27	41.27
-5 to 46	-5 to 46	-5 to 46	-5 to 46	-5 to 46	-5 to 46	-5 to 46	-5 to 46
-20 to 21	-20 to 21	-20 to 21	-20 to 21	-20 to 21	-20 to 21	-20 to 21	-20 to 21

*1 Minimum connectable indoor unit number is 2.
However ARXC72 and ARXC90 can be used signal connection.
*2 The noise value is the value when measured in an anechoic room.

When measured in the actual installed state, surrounding noise and reflections are received and the measured value is usually larger than the indicated value.
* These specifications are determined by ducted combination.

Heat Pump

Modular Type

AIRSTAGE™ V-III TROPICAL SPEC

System configuration example

- This system is used for medium-sized and large buildings. Connecting each outdoor unit makes it possible to create a high-capacity system.
- Connection of multiple indoor units using separation tubes and headers.

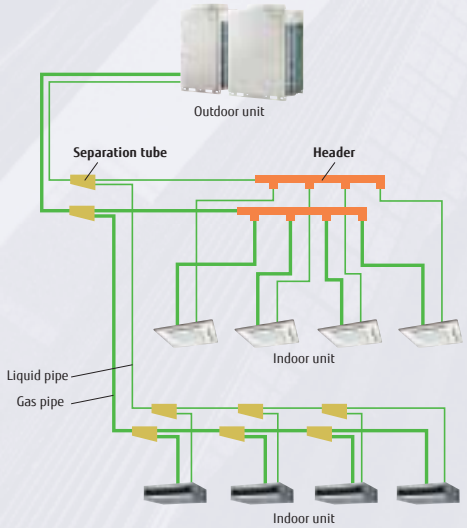

Efficiency in actual operation

Top class high COP(Max. Heating) is realized for all combinations by our unique heat exchanger structure, high efficient DC twin compressor, and other our own technologies.

Space saving combination

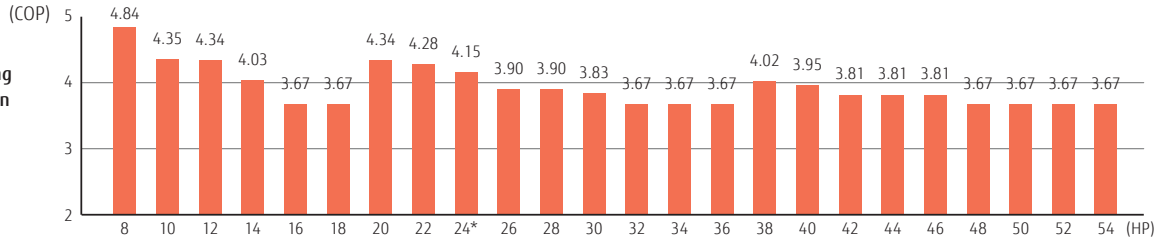

Energy efficiency combination

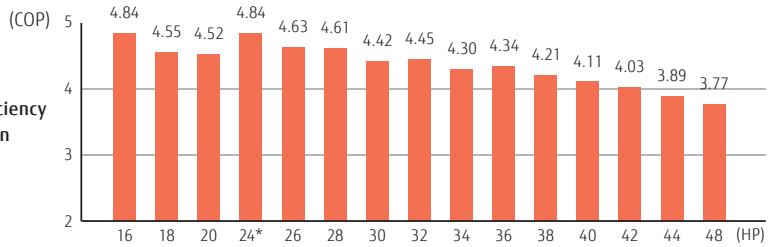

For 24 HP Combination



COP 17% UP

* These specifications are determined by ducted combination.

Heavy anti-corrosion treatment design

Anti-corrosion coated casing parts

Satisfied the JRA* heavy anti-corrosion regulation(4002)
*JRA: Japan Refrigeration Association

PCB and Electronic components

High ambient temperature compatible electric components. Added silicon coating on all PCB circuits for anti-corrosion.

High ambient & corrosion compatible

PCB components
Refrigerant cycle component

Blue fin heat exchanger



All screws and hinges

Added zinc chrome acid film treatment.

High ambient operation design

Possible to operate cooling up to 52°C outdoor temperature by adopting DC fan motor, large propeller fan and large heat exchanger.

Cooling operation
up to 52°C
ambient

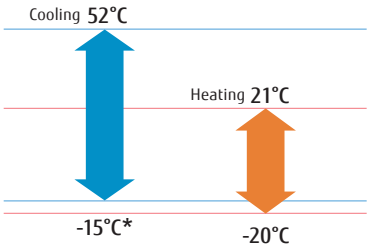

*: When a multiple outdoor unit connection is used, operating range is from -5°C to 52°C in cooling.

Outdoor units lineup • Combinations other than the followings are not recommended.

Space saving Combinations

22.4kW (8HP) AJH072LNLBH UNIT : AJH072LNLBH	28.0kW (10HP) AJH090LNLBH UNIT : AJH090LNLBH	33.5kW (12HP) AJH108LNLBH UNIT : AJH108LNLBH	40.0kW (14HP) AJH126LNLBH UNIT : AJH126LNLBH	45.0kW (16HP) AJH144LNLBH UNIT : AJH144LNLBH
50.0kW (18HP) AJH162LNLBH UNIT : AJH162LNLBH	56.0kW (20HP) AJH180LNLBH UNIT : AJH090/090LNLBH	62.4kW (22HP) AJH198LNLBH UNIT : AJH126/072LNLBH	68.0kW (24HP) AJH216LNLBH UNIT : AJH126/090LNLBH	73.0kW (26HP) AJH234LNLBH UNIT : AJH144/090LNLBH
78.0kW (28HP) AJH252LNLBH UNIT : AJH162/090LNLBH	85.0kW (30HP) AJH270LNLBH UNIT : AJH144/126LNLBH	90.0kW (32HP) AJH288LNLBH UNIT : AJH144/144LNLBH	95.0kW (34HP) AJH306LNLBH UNIT : AJH162/144LNLBH	100.0kW (36HP) AJH324LNLBH UNIT : AJH162/162LNLBH
106.0kW (38HP) AJH342LNLBH UNIT : AJH162/090/090LNLBH	113.0kW (40HP) AJH360LNLBH UNIT : AJH144/126/090LNLBH	118.0kW (42HP) AJH378LNLBH UNIT : AJH144/144/090LNLBH	123.0kW (44HP) AJH396LNLBH UNIT : AJH162/144/090LNLBH	128.0kW (46HP) AJH414LNLBH UNIT : AJH162/162/090LNLBH
135.0kW (48HP) AJH432LNLBH UNIT : AJH144/144/144LNLBH	140.0kW (50HP) AJH450LNLBH UNIT : AJH162/144/144LNLBH	145.0kW (52HP) AJH468LNLBH UNIT : AJH162/162/144LNLBH	150.0kW (54HP) AJH486LNLBH UNIT : AJH162/162/162LNLBH	

Energy efficiency Combinations

44.8kW (16HP) AJH144LNLBHH UNIT : AJH072/072LNLBH	50.4kW (18HP) AJH162LNLBHH UNIT : AJH090/072LNLBH	55.9kW (20HP) AJH180LNLBHH UNIT : AJH108/072LNLBH	67.2kW (24HP) AJH216LNLBHH UNIT : AJH072/072/072LNLBH	72.8kW (26HP) AJH234LNLBHH UNIT : AJH090/072/072LNLBH
78.3kW (28HP) AJH252LNLBHH UNIT : AJH108/072/072LNLBH	84.8kW (30HP) AJH270LNLBHH UNIT : AJH126/072/072LNLBH	89.4kW (32HP) AJH288LNLBHH UNIT : AJH108/108/072LNLBH	95.9kW (34HP) AJH306LNLBHH UNIT : AJH126/108/072LNLBH	100.5kW (36HP) AJH324LNLBHH UNIT : AJH108/108/108LNLBH
107.0kW (38HP) AJH342LNLBHH UNIT : AJH126/108/108LNLBH	113.5kW (40HP) AJH360LNLBHH UNIT : AJH126/126/108LNLBH	120.0kW (42HP) AJH378LNLBHH UNIT : AJH126/126/126LNLBH	125.0kW (44HP) AJH396LNLBHH UNIT : AJH144/126/126LNLBH	130.0kW (46HP) AJH414LNLBHH UNIT : AJH144/144/126LNLBH

8,10HP : AJH072LNLBH / AJH090LNLBH
12,14,16,18HP : AJH108LNLBH / AJH126LNLBH / AJH144LNLBH / AJH162LNLBH

8, 10 HP　　12, 14, 16, 18 HP

Dimensions

(Unit : mm)

8, 10 HP

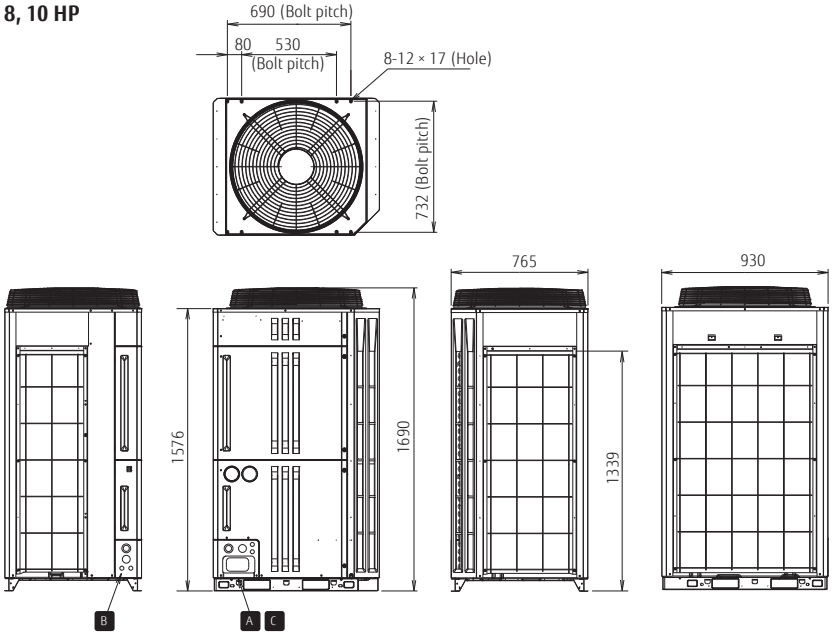

12, 14, 16, 18 HP

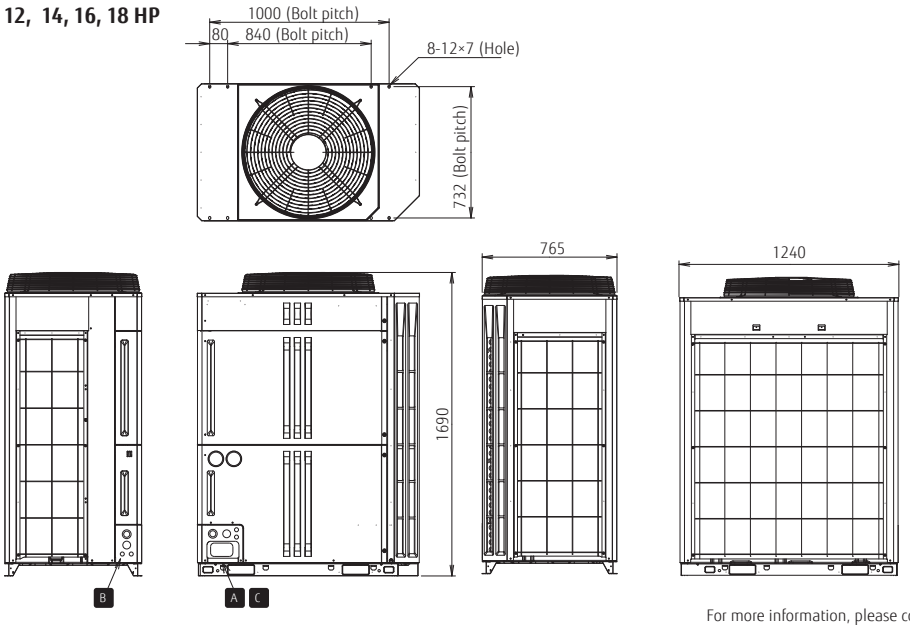

A Front side knockout position

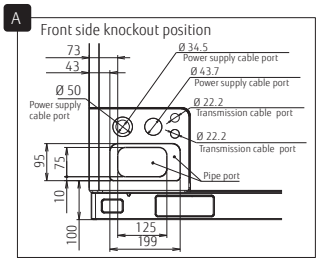

B Left side knockout position

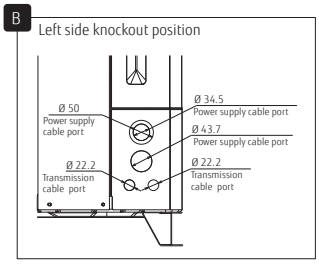

C Bottom side knockout position

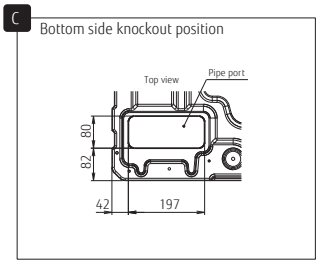

Outdoor units specifications

Space Saving Combination

Rating Capacity range			HP	8	10	12	14	16	18	20	22	24	26	28
Set Model name				AJH072LNLBH	AJH090LNLBH	AJH108LNLBH	AJH126LNLBH	AJH144LNLBH	AJH162LNLBH	AJH180LNLBH	AJH198LNLBH	AJH216LNLBH	AJH234LNLBH	AJH252LNLBH
Unit 1				AJH072LNLBH	AJH090LNLBH	AJH108LNLBH	AJH126LNLBH	AJH144LNLBH	AJH162LNLBH	AJH090LNLBH	AJH126LNLBH	AJH126LNLBH	AJH144LNLBH	AJH162LNLBH
Unit 2										AJH090LNLBH	AJH072LNLBH	AJH090LNLBH	AJH090LNLBH	AJH090LNLBH
Unit 3														
Maximum Connectable Indoor Unit				13	16	19	23	26	29	33	36	40	43	46
Indoor unit connectable capacity	Cooling		kW	11.2-29.1	14-36.4	16.8-43.5	20-52	22.5-58.5	25-65	28-72.8	31.2-81.1	34-88.4	36.5-94.9	39-101.4
Power source				3 phase 4 wire, 400 V, 50Hz										
T1 condition	Capacity	Cooling	kW	22.4	28.0	33.5	40.0	45.0	50.0	56.0	62.4	68.0	73.0	78.0
		Nominal Heating		22.4	28.0	33.5	40.0	45.0	50.0	-	-	-	-	-
		Max. Heating		25.0	31.5	37.5	45.0	50.0	50.0	63.0	70.0	76.5	81.5	81.5
		Cooling	Btu/h	76400	95500	114300	136500	153500	170600	191000	212900	232000	249000	266100
		Heating		85300	107500	128000	153500	170600	170600	215000	238800	261000	278100	278100
	Input power	Cooling	kW	5.20	7.28	8.96	10.96	13.01	16.56	14.56	16.16	18.24	20.29	23.84
		Nominal Heating		4.31	5.98	7.10	8.97	11.09	13.63	-	-	-	-	-
		Max. Heating		5.17	7.25	8.65	11.17	13.63	13.63	14.50	16.34	18.42	20.88	20.88
	Current	Cooling	A	9.2	12.0	15.0	17.7	20.7	26.1	-	-	-	-	-
		Heating		9.2	12.2	14.6	18.2	21.5	21.5	-	-	-	-	-
	EER	Cooling	W/W	4.31	3.85	3.74	3.65	3.46	3.02	3.85	3.86	3.73	3.60	3.27
	COP	Nominal Heating		5.20	4.69	4.72	4.46	4.06	3.67	-	-	-	-	-
		Max. Heating		4.84	4.35	4.34	4.03	3.67	3.67	4.34	4.28	4.15	3.90	3.90
	EER	Cooling	Btu/h/W	14.7	13.1	12.8	12.5	11.8	10.3	13.1	13.2	12.7	12.3	11.2
	COP	Heating		16.5	14.8	14.8	13.7	12.5	12.5	14.8	14.6	14.2	13.3	13.3
T3 condition	Capacity	Cooling	kW	20.2	25.2	28.5	32	35.1	35.2	50.4	52.2	57.2	60.3	60.4
			Btu/h	68900	86000	97200	109200	119800	120100	172000	178100	195200	205800	206100
	Input power		kW	6.73	9.20	9.34	10.70	11.82	12.35	18.39	17.44	19.90	21.02	21.55
	Current		A	10.8	14.5	14.7	16.9	18.6	19.2	-	-	-	-	-
	EER	Cooling	W/W	3.00	2.74	3.05	2.99	2.97	2.85	2.74	2.99	2.87	2.87	2.80
			Btu/h/W	10.23	9.35	10.40	10.20	10.14	9.72	9.35	10.21	9.81	9.79	9.56
Power factor			%	90	92	92	92	92	93	-	-	-	-	-
Airflow rate	High		m^3/h	11100	11100	13000	13000	13700	13700	11100 × 2	13000 + 11100	13000 + 11100	13700 + 11100	13700 + 11100
Sound pressure level / Power level	Cooling		dB(A)	56 / 77	58 / 79	57 / 78	60 / 81	62 / 83	63 / 84	61 / 82	61 / 82	62 / 83	63 / 84	64 / 85
	Heating			58 / 80	59 / 81	60 / 83	62 / 84	64 / 86	64 / 86	62 / 84	63 / 85	64 / 86	65 / 87	65 / 87
External static pressure (Max.)			Pa	82	82	82	82	82	82	82	82	82	82	82
Compressor motor output			kW	7.5	7.5	11	11	11	11	7.5 × 2	11.0 + 7.5	11.0 + 7.5	11.0 + 7.5	11.0 + 7.5
Heat exchanger fin				Blue fin	Blue fin	Blue fin	Blue fin	Blue fin	Blue fin	Blue fin	Blue fin	Blue fin	Blue fin	Blue fin
Net Dimensions	Height		mm	1690	1690	1690	1690	1690	1690	1690	1690	1690	1690	1690
	Width			930	930	1240	1240	1240	1240	930 × 2	1240 + 930	1240 + 930	1240 + 930	1240 + 930
	Depth			765	765	765	765	765	765	765	765	765	765	765
Weight			kg	255	255	279	279	279	279	255 × 2	279 + 255	279 + 255	279 + 255	279 + 255
Refrigerant	Type (Global Warming Potential)			R410A (2,088)	R410A (2,088)	R410A (2,088)	R410A (2,088)	R410A (2,088)	R410A (2,088)	R410A (2,088)	R410A (2,088)	R410A (2,088)	R410A (2,088)	R410A (2,088)
	Charge		kg(CO2eq-T)	11.7 (24.4)	11.7 (24.4)	11.8 (24.6)	11.8 (24.6)	11.8 (24.6)	11.8 (24.6)	11.7 × 2 (24.4 × 2)	11.8 + 11.7 (24.6 + 24.4)	11.8 + 11.7 (24.6 + 24.4)	11.8 + 11.7 (24.6 + 24.4)	11.8 + 11.7 (24.6 + 24.4)
Connection pipe diameter	Liquid		mm	12.70	12.70	12.70	12.70	12.70	15.88	15.88	15.88	15.88	15.88	15.88
	Gas			22.22	22.22	28.58	28.58	28.58	28.58	28.58	34.92	34.92	34.92	34.92
Operating Range	Cooling		°CDB	-15 to 52	-15 to 52	-15 to 52	-15 to 52	-15 to 52	-15 to 52	-5 to 52	-5 to 52	-5 to 52	-5 to 52	-5 to 52
	Heating			-20 to 21	-20 to 21	-20 to 21	-20 to 21	-20 to 21	-20 to 21	-20 to 21	-20 to 21	-20 to 21	-20 to 21	-20 to 21

Energy Efficiency Combination

Rating Capacity range			HP	16	18	20	24	26	28	30
Set Model name				AJH144LNLBHH	AJH162LNLBHH	AJH180LNLBHH	AJH216LNLBHH	AJH234LNLBHH	AJH252LNLBHH	AJH270LNLBHH
Unit 1				AJH072LNLBH	AJH090LNLBH	AJH108LNLBH	AJH072LNLBH	AJH090LNLBH	AJH108LNLBH	AJH126LNLBH
Unit 2				AJH072LNLBH	AJH072LNLBH	AJH072LNLBH	AJH072LNLBH	AJH072LNLBH	AJH072LNLBH	AJH072LNLBH
Unit 3							AJH072LNLBH	AJH072LNLBH	AJH072LNLBH	AJH072LNLBH
Maximum Connectable Indoor Unit				26	29	33	39	43	46	50
Indoor unit connectable capacity	Cooling		kW	22.4-58.2	25.2-65.5	28-72.6	33.6-87.3	36.4-94.6	39.2-101.7	42.4-110.2
Power source				3 phase 4 wire, 400 V, 50Hz						
T1 condition	Capacity	Cooling	kW	44.8	50.4	55.9	67.2	72.8	78.3	84.8
		Nominal Heating		-	-	-	-	-	-	-
		Max. Heating		50.0	56.5	62.5	75.0	81.5	87.5	95.0
		Cooling	Btu/h	152800	171900	190700	229200	248300	267100	289300
		Heating		170600	192800	213300	255900	278100	298600	324100
	Input power	Cooling	kW	10.40	12.48	14.16	15.60	17.68	19.36	21.36
		Nominal Heating		-	-	-	-	-	-	-
		Max. Heating		10.34	12.42	13.82	15.51	17.59	18.99	21.51
	Current	Cooling	A	-	-	-	-	-	-	-
		Heating		-	-	-	-	-	-	-
	EER	Cooling	W/W	4.31	4.04	3.95	4.31	4.12	4.04	3.97
	COP	Nominal Heating		-	-	-	-	-	-	-
		Max. Heating		4.84	4.55	4.52	4.84	4.63	4.61	4.42
	EER	Cooling	Btu/h/W	14.7	13.8	13.5	14.7	14.0	13.8	13.5
	COP	Heating		16.5	15.5	15.4	16.5	15.8	15.7	15.1
T3 condition	Capacity	Cooling	kW	40.4	45.4	48.7	60.6	65.6	68.9	72.4
			Btu/h	137800	154900	166100	206700	223800	235000	247000
	Input power		kW	13.47	15.93	16.08	20.20	22.66	22.81	24.17
	Current		A	-	-	-	-	-	-	-
	EER	Cooling	W/W	3.00	2.85	3.03	3.00	2.89	3.02	3.00
			Btu/h/W	10.23	9.72	10.33	10.23	9.87	10.30	10.22
Power factor			%	-	-	-	-	-	-	-
Airflow rate	High		m^3/h	11100 × 2	11100 × 2	13000 + 11100	11100 × 3	11100 × 3	13000 + 11100 × 2	13000 + 11100 × 2
Sound pressure level / Power level	Cooling		dB(A)	59 / 80	60 / 81	60 / 81	61 / 82	62 / 83	61 / 82	63 / 84
	Heating			61 / 83	62 / 84	62 / 85	63 / 85	63 / 85	64 / 86	65 / 87
External static pressure (Max.)			Pa	82	82	82	82	82	82	82
Compressor motor output			kW	7.5 × 2	7.5 × 2	11.0+7.5	7.5 × 3	7.5 × 3	11.0 + 7.5 × 2	11.0 + 7.5 × 2
Heat exchanger fin				Blue fin	Blue fin	Blue fin	Blue fin	Blue fin	Blue fin	Blue fin
Net Dimensions	Height		mm	1690	1690	1690	1690	1690	1690	1690
	Width			930 × 2	930 × 2	1240 + 930	930 × 3	930 × 3	1240 + 930 × 2	1240 + 930 × 2
	Depth			765	765	765	765	765	765	765
Weight			kg	255 × 2	255 × 2	279 + 255	255 × 3	255 × 3	279 + 255 × 2	279 + 255 × 2
Refrigerant	Type (Global Warming Potential)			R410A (2,088)	R410A (2,088)	R410A (2,088)	R410A (2,088)	R410A (2,088)	R410A (2,088)	R410A (2,088)
	Charge		kg(CO2eq-T)	11.7 × 2 (24.4 × 2)	11.7 × 2 (24.4 × 2)	11.8 + 11.7 (24.6 + 24.4)	11.7 × 3 (24.4 × 3)	11.7 × 3 (24.4 × 3)	11.8 + 11.7 × 2 (24.6 + 24.4 × 2)	11.8 + 11.7 × 2 (24.6 + 24.4 × 2)
Connection pipe diameter	Liquid		mm	12.70	15.88	15.88	15.88	15.88	15.88	19.05
	Gas			28.58	28.58	28.58	34.92	34.92	34.92	34.92
Operating Range	Cooling		°CDB	-5 to 52	-5 to 52	-5 to 52	-5 to 52	-5 to 52	-5 to 52	-5 to 52
	Heating			-20 to 21	-20 to 21	-20 to 21	-20 to 21	-20 to 21	-20 to 21	-20 to 21

Note: Specifications are based on the following conditions.
Cooling(T1): Indoor temperature of 27°CDB / 19°CWB, and outdoor temperature of 35°CDB / 24°CWB
Cooling(T3): Indoor temperature of 29°CDB / 19°CWB, and outdoor temperature of 46°CDB / 24°CWB
Heating: Indoor temperature of 20°CDB / (15°CWB), and outdoor temperature of 7°CDB / 6°CWB.
Pipe length: 7.5m. Height difference between outdoor and indoor unit: 0m.
* These specifications are determined by ducted combination.

30	32	34	36	38	40	42	44	46	48	50	52	54
												
AJH270LNLBH	**AJH288LNLBH**	**AJH306LNLBH**	**AJH324LNLBH**	**AJH342LNLBH**	**AJH360LNLBH**	**AJH378LNLBH**	**AJH396LNLBH**	**AJH414LNLBH**	**AJH432LNLBH**	**AJH450LNLBH**	**AJH468LNLBH**	**AJH486LNLBH**
AJH144LNLBH AJH126LNLBH	AJH144LNLBH AJH144LNLBH	AJH162LNLBH AJH144LNLBH	AJH162LNLBH AJH162LNLBH	AJH162LNLBH AJH090LNLBH AJH090LNLBH	AJH144LNLBH AJH126LNLBH AJH090LNLBH	AJH144LNLBH AJH144LNLBH AJH090LNLBH	AJH162LNLBH AJH144LNLBH AJH090LNLBH	AJH162LNLBH AJH162LNLBH AJH090LNLBH	AJH144LNLBH AJH144LNLBH AJH144LNLBH	AJH162LNLBH AJH144LNLBH AJH144LNLBH	AJH162LNLBH AJH162LNLBH AJH144LNLBH	AJH162LNLBH AJH162LNLBH AJH162LNLBH
50	53	55	55	55	55	55	55	55	55	55	55	55
42.5-110.5	45-117	47.5-123.5	50-130	53-137.8	56.5-146.9	59-153.4	61.5-159.9	64-166.4	67.5-175.5	70-182	72.5-188.5	75-195
3 phase 4 wire, 400 V, 50Hz												
85.0	90.0	95.0	100.0	106.0	113.0	118.0	123.0	128.0	135.0	140.0	145.0	150.0
-	-	-	-	-	-	-	-	-	-	-	-	-
95.0	100.0	100.0	100.0	113.0	126.5	131.5	131.5	131.5	150.0	150.0	150.0	150.0
290000	307000	324100	341200	361600	385500	402500	419600	436700	460500	477600	494700	511800
324100	341200	341200	341200	385600	431600	448700	448700	448700	511800	511800	511800	511800
23.97	26.02	29.57	33.12	31.12	31.25	33.30	36.85	40.40	39.03	42.58	46.13	49.68
-	-	-	-	-	-	-	-	-	-	-	-	-
24.80	27.26	27.26	27.26	28.13	32.05	34.51	34.51	34.51	40.89	40.89	40.89	40.89
-	-	-	-	-	-	-	-	-	-	-	-	-
-	-	-	-	-	-	-	-	-	-	-	-	-
3.55	3.46	3.21	3.02	3.41	3.62	3.54	3.34	3.17	3.46	3.29	3.14	3.02
-	-	-	-	-	-	-	-	-	-	-	-	-
3.83	3.67	3.67	3.67	4.02	3.95	3.81	3.81	3.81	3.67	3.67	3.67	3.67
12.1	11.8	11.0	10.3	11.6	12.3	12.1	11.4	10.8	11.8	11.2	10.7	10.3
13.1	12.5	12.5	12.5	13.7	13.5	13.0	13.0	13.0	12.5	12.5	12.5	12.5
67.1	70.2	70.3	70.4	85.6	92.3	95.4	95.5	95.6	105.3	105.4	105.5	105.6
229000	239600	239900	240200	292100	315000	325600	325900	326200	359400	359700	360000	360300
22.52	23.64	24.17	24.70	30.75	31.72	32.83	33.37	33.90	35.45	35.99	36.52	37.05
-	-	-	-	-	-	-	-	-	-	-	-	-
2.98	2.97	2.91	2.85	2.78	2.91	2.91	2.86	2.82	2.97	2.93	2.89	2.85
10.17	10.14	9.93	9.72	9.50	9.93	9.92	9.77	9.62	10.14	10.00	9.86	9.72
-	-	-	-	-	-	-	-	-	-	-	-	-
13700 + 13000	13700 × 2	13700 × 2	13700 × 2	13700 + 11100 × 2	13700 + 13000 + 11100	13700 × 2 + 11100	13700 × 2 + 11100	13700 × 2 + 11100	13700 × 3	13700 × 3	13700 × 3	13700 × 3
64 / 85	65 / 88	66 / 87	66 / 87	65 / 86	65 / 86	66 / 87	66 / 87	67 / 87	67 / 88	67 / 88	67 / 88	68 / 89
66 / 88	67 / 89	67 / 89	67 / 89	66 / 88	67 / 89	68 / 90	68 / 90	68 / 90	69 / 91	69 / 91	69 / 91	69 / 91
82	82	82	82	82	82	82	82	82	82	82	82	82
11.0 × 2	11.0 × 2	11.0 × 2	11.0 × 2	11.0 + 7.5 × 2	11.0 × 2 + 7.5	11.0 × 2 + 7.5	11.0 × 2 + 7.5	11.0 × 2 + 7.5	11.0 × 3	11.0 × 3	11.0 × 3	11.0 × 3
Blue fin	Blue fin	Blue fin	Blue fin	Blue fin	Blue fin	Blue fin	Blue fin	Blue fin	Blue fin	Blue fin	Blue fin	Blue fin
1690	1690	1690	1690	1690	1690	1690	1690	1690	1690	1690	1690	1690
1240 × 2	1240 × 2	1240 × 2	1240 × 2	1240 + 930 × 2	1240 × 2 + 930	1240 × 2 + 930	1240 × 2 + 930	1240 × 2 + 930	1240 × 3	1240 × 3	1240 × 3	1240 × 3
765	765	765	765	765	765	765	765	765	765	765	765	765
279 × 2	279 × 2	279 × 2	279 × 2	279 + 255 × 2	279 × 2 + 255	279 × 2 + 255	279 × 2 + 255	279 × 2 + 255	279 × 3	279 × 3	279 × 3	279 × 3
R410A (2,088)	R410A (2,088)	R410A (2,088)	R410A (2,088)	R410A (2,088)	R410A (2,088)	R410A (2,088)	R410A (2,088)	R410A (2,088)	R410A (2,088)	R410A (2,088)	R410A (2,088)	R410A (2,088)
11.8 × 2 (24.6 × 2)	11.8 × 2 (24.6 × 2)	11.8 × 2 (24.6 × 2)	11.8 × 2 (24.6 × 2)	11.8 + 11.7 × 2 (24.6 + 24.4 × 2)	11.8 × 2 + 11.7 (24.6 × 2 + 24.4)	11.8 × 2 + 11.7 (24.6 × 2 + 24.4)	11.8 × 2 + 11.7 (24.6 × 2 + 24.4)	11.8 × 2 + 11.7 (24.6 × 2 + 24.4)	11.8 × 3 (24.6 × 3)	11.8 × 3 (24.6 × 3)	11.8 × 3 (24.6 × 3)	11.8 × 3 (24.6 × 3)
19.05	19.05	19.05	19.05	19.05	19.05	19.05	19.05	19.05	19.05	19.05	19.05	19.05
34.92	34.92	34.92	41.27	41.27	41.27	41.27	41.27	41.27	41.27	41.27	41.27	41.27
-5 to 52	-5 to 52	-5 to 52	-5 to 52	-5 to 52	-5 to 52	-5 to 52	-5 to 52	-5 to 52	-5 to 52	-5 to 52	-5 to 52	-5 to 52
-20 to 21	-20 to 21	-20 to 21	-20 to 21	-20 to 21	-20 to 21	-20 to 21	-20 to 21	-20 to 21	-20 to 21	-20 to 21	-20 to 21	-20 to 21

32	34	36	38	40	42	44	46
							
AJH288LNLBHH	**AJH306LNLBHH**	**AJH324LNLBHH**	**AJH342LNLBHH**	**AJH360LNLBHH**	**AJH378LNLBHH**	**AJH396LNLBHH**	**AJH414LNLBHH**
AJH108LNLBH AJH108LNLBH AJH072LNLBH	AJH126LNLBH AJH108LNLBH AJH072LNLBH	AJH108LNLBH AJH108LNLBH AJH108LNLBH	AJH126LNLBH AJH108LNLBH AJH108LNLBH	AJH126LNLBH AJH126LNLBH AJH108LNLBH	AJH126LNLBH AJH126LNLBH AJH126LNLBH	AJH144LNLBH AJH126LNLBH AJH126LNLBH	AJH144LNLBH AJH144LNLBH AJH126LNLBH
52	55	55	55	55	55	55	55
44.7-116.2	48-124.6	50.3-130.6	53.5-139.1	56.8-147.5	60-156	62.5-162.5	65-169
3 phase 4 wire, 400 V, 50Hz							
89.4	95.9	100.5	107.0	113.5	120.0	125.0	130.0
-	-	-	-	-	-	-	-
100.0	107.5	112.5	120.0	127.5	135.0	140.0	145.0
305000	327200	342900	365100	387300	409500	426500	443500
341300	366800	384000	409500	435000	460500	477600	494700
23.12	25.12	26.88	28.88	30.88	32.88	34.93	36.98
-	-	-	-	-	-	-	-
22.47	24.99	25.95	28.47	30.99	33.51	35.97	38.43
-	-	-	-	-	-	-	-
-	-	-	-	-	-	-	-
3.87	3.82	3.74	3.70	3.68	3.65	3.58	3.52
-	-	-	-	-	-	-	-
4.45	4.30	4.34	4.21	4.11	4.03	3.89	3.77
13.2	13.0	12.8	12.6	12.5	12.5	12.2	12.0
15.2	14.7	14.8	14.4	14.0	13.7	13.3	12.9
77.2	80.7	85.5	89.0	92.5	96.0	99.1	102.2
263300	275300	291600	303600	315600	327600	338200	348800
25.42	26.78	28.03	29.39	30.75	32.11	33.22	34.34
-	-	-	-	-	-	-	-
3.04	3.01	3.05	3.03	3.01	2.99	2.98	2.98
10.36	10.28	10.40	10.33	10.26	10.20	10.18	10.16
-	-	-	-	-	-	-	-
13000 × 2 + 11100	13000 × 2 + 11100	13000 × 3	13000 × 3	13000 × 3	13000 × 3	13700 + 13000 × 2	13700 × 2 + 13000
61 / 82	63 / 84	62 / 83	63 / 84	64 / 85	65 / 88	66 / 87	66 / 87
64 / 87	65 / 88	65 / 88	66 / 88	66 / 88	67 / 89	68 / 90	68 / 90
82	82	82	82	82	82	82	82
11.0 × 2 + 7.5	11.0 × 2 + 7.5	11.0 × 3	11.0 × 3	11.0 × 3	11.0 × 3	11.0 × 3	11.0 × 3
Blue fin	Blue fin	Blue fin	Blue fin	Blue fin	Blue fin	Blue fin	Blue fin
1690	1690	1690	1690	1690	1690	1690	1690
1240 × 2 + 930	1240 × 2 + 930	1240 × 3	1240 × 3	1240 × 3	1240 × 3	1240 × 3	1240 × 3
765	765	765	765	765	765	765	765
279 × 2 + 255	279 × 2 + 255	279 × 3	279 × 3	279 × 3	279 × 3	279 × 3	279 × 3
R410A (2,088)	R410A (2,088)	R410A (2,088)	R410A (2,088)	R410A (2,088)	R410A (2,088)	R410A (2,088)	R410A (2,088)
11.8 × 2 + 11.7 (24.6 × 2 + 24.4)	11.8 × 2 + 11.7 (24.6 × 2 + 24.4)	11.8 × 3 (24.6 × 3)	11.8 × 3 (24.6 × 3)	11.8 × 3 (24.6 × 3)	11.8 × 3 (24.6 × 3)	11.8 × 3 (24.6 × 3)	11.8 × 3 (24.6 × 3)
19.05	19.05	19.05	19.05	19.05	19.05	19.05	19.05
34.92	34.92	41.27	41.27	41.27	41.27	41.27	41.27
-5 to 52	-5 to 52	-5 to 52	-5 to 52	-5 to 52	-5 to 52	-5 to 52	-5 to 52
-20 to 21	-20 to 21	-20 to 21	-20 to 21	-20 to 21	-20 to 21	-20 to 21	-20 to 21

VRF INDOOR UNITS

20 types and 97 models available to meet the requirements of any building design.

The AIRSTAGE™ indoor units were developed to be highly efficient, compact, low noise and to have user friendly operation. With a variety of indoor units and capacities available, Fujitsu General has an indoor unit to match any requirement which is easy to install and maintain. Further, a variety of options are available to achieve an air conditioning environment that is more desirable from the user's perspective.

VRF Indoor Unit Lineup

Capacity range (kW)				1.1	2.2	2.8	3.6
Class				4	7	9	12
Cassette	Compact type	Compact Grid type / Standard type		AUXB 004 GLEH	AUXB 007 GLEH	AUXB 009 GLEH	AUXB 012 GLEH
	Slim type	Circular Flow				AUXN 009 GLAH*4*6	AUXN 012 GLAH*4*6
		4-way Flow					
	Large type	Circular Flow					
		4-way Flow					
	One-way Flow type	One-way Flow	 004 - 012  014 - 024	AUXV 004 GLEH	AUXV 007 GLEH	AUXV 009 GLEH	AUXV 012 GLEH
	3D Flow type	3D Flow					
Duct	Low Static Pressure Duct	Mini Duct (With drain pump)	 004 - 014  018  024	ARXK 004 GLGH	ARXK 007 GLGH	ARXK 009 GLGH	ARXK 012 GLGH
		Slim Duct (With drain pump)	 04 / 007 - 014  018  024	ARXD 04 GALH*3	ARXD 007 GLEH	ARXD 009 GLEH	ARXD 012 GLEH
		Slim Duct High Efficiency*6	 009 - 014  018			ARXP 009 GLAH*5	ARXP 012 GLAH*5
	Medium Static Pressure Duct	Normal					
		High Efficiency*6					
		High Efficiency*6					
	High Static Pressure Duct	Normal	 036 / 45 - 60  072 - 090  096				
		High Efficiency*6					
Floor		Floor (*Same as Ceiling models)					ABHA 012 GTEH
		Slim Concealed Floor (*Same as Slim Duct models)	 04 / 007 - 014  018  024	ARXD 04 GALH*3	ARXD 007 GLEH	ARXD 009 GLEH	ARXD 012 GLEH
		Compact Floor		AGHA 004 GCGH	AGHA 007 GCGH	AGHA 009 GCGH	AGHA 012 GCGH
		Compact Floor (EEV external)		AGHE 004 GCEH	AGHE 007 GCEH	AGHE 009 GCEH	AGHE 012 GCEH
				With this model, connection of EV kit is necessary.			
Ceiling			 012 - 024  030 - 054				ABHA 012 GTEH
Wall Mounted		Wall Mounted	 004 - 014  18 - 24  030 - 034	ASHA 004 GCGH	ASHA 007 GCGH	ASHA 009 GCGH	ASHA 012 GCGH
		Wall Mounted (EEV external)	 004 - 014	ASHE 004 GCEH	ASHE 007 GCEH	ASHE 009 GCEH	ASHE 012 GCEH
				With this model, connection of EV kit is necessary.			

4.0	4.5	5.6	7.1	9.0	10.0	11.2	12.5	14.0	18.0	22.4	25.0	28.0
14	14	18	24	30	34	36	45	54	60	72	90	96
	AUXB 014 GLEH	AUXB 018 GLEH	AUXB 024 GLEH									
	AUXN 014 GLAH*4*6	AUXM 018 GLEH	AUXM 024 GLEH	AUXM 030 GLEH								
		AUXD 18 GALH	AUXD 24 GALH									
		AUXK 018 GLEH	AUXK 024 GLEH	AUXK 030 GLEH	AUXK 034 GLEH	AUXK 036 GLEH	AUXK 045 GLEH	AUXK 054 GLEH				
		AUXA 18 GALH*2	AUXA 24 GALH*2	AUXA 30 GALH	AUXA 34 GALH	AUXA 36 GALH	AUXA 45 GALH	AUXA 54 GALH				
	AUXV 014 GLEH	AUXV 018 GLEH	AUXV 024 GLEH									
		AUXS 018 GLEH	AUXS 024 GLEH									
	ARXK 014 GLGH	ARXK 018 GLGH	ARXK 024 GLGH									
	ARXD 014 GLEH	ARXD 018 GLEH	ARXD 024 GLEH									
	ARXP 014 GLAH*5	ARXP 018 GLAH*7										
			ARXA 024 GLEH	ARXA 030 GLEH		ARXA 036 GLEH	ARXA 045 GLEH					
		ARXQ 018 GTAH*2	ARXQ 024 GTAH*2									
			ARXP 024 GTAH*7	ARXP 030 GTAH*7								
						ARXC 036 GTEH	ARXC 45 GATH		ARXC 60 GATH*1	ARXC 072 GTEH*1	ARXC 090 GTEH*1	ARXC 096 GTEH*1
				ARXQ 030 GTAH*2								
	ABHA 014 GTEH	ABHA 018 GTEH	ABHA 024 GTEH									
	ARXD 014 GLEH	ARXD 018 GLEH	ARXD 024 GLEH									
AGHA 014 GCGH												
AGHE 014 GCEH												
	ABHA 014 GTEH	ABHA 018 GTEH	ABHA 024 GTEH	ABHA 030 GTEH		ABHA 036 GTEH	ABHA 045 GTEH	ABHA 054 GTEH				
ASHA 014 GCGH		ASHA 18 GBCH	ASHA 24 GBCH	ASHA 030 GTEH	ASHA 034 GTEH							
ASHE 014 GCEH												

*1: ARXC60/072/090/096G cannot be connected to J-IVS / J-IV Series.
*2: AUXA18/24GALH, ARXQ018/024/030GTAH type can be connected to VR-IV / V-III Series only.
*3: ARXD04GALH cannot be connected to J-IVS / J-IV / J-IVL / VR-IV Series.
*4: AUXN009/012/014GLAH can be connected to J-IVS / J-IV Series only.
*5: ARXP009/012/014GLAH can be connected to J-IVS / J-IV / J-IVL Series only.
*6: Production by order
*7: ARXP018GLAH, ARXP024/030GTAH can be connected to J-IVL Series only.
Specifications and design are subject to change without notice.

Cassette
One-way Flow type

DC FAN

Compact chassis size

Their compact sizes make it easy to install them in a variety of commercial locations and environments.

- The chassis is less than 200 mm high in every model.
- All 4 to 12kBtu models are less than 1,000 mm wide.
- The chassis depth is 570 mm, which fits nicely into a grid-type ceiling.

Dimensions (Panel size) (Unit : mm)

	4	7	9	12	14	18	24
H	198 (43)				198 (43)		
W	785 (950)				1,190 (1,360)		
D	570 (620)				570 (620)		

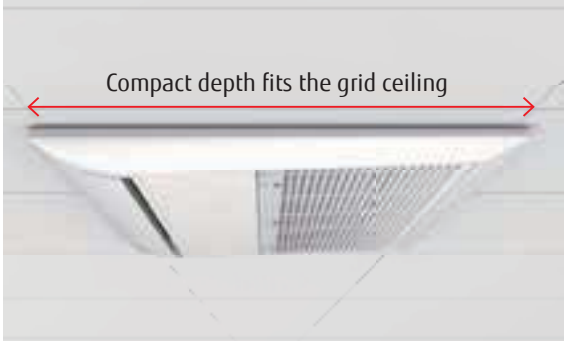

Wide airflow range

The large flap with triangularly arrayed louvers has a wider movable range and directs an airflow to the furthest corners of the room.

In cooling mode, the horizontal airflow reaches the furthest corners of the room and avoids hitting human bodies directly in order to provide comfortable air conditioning.



In heating mode, the warm air is directed downward toward the floor to warm the occupants' feet and lower bodies while keeping their heads relatively cool.



Note: This is a conceptual drawing. Air conditioning performance may vary depending on installation, room size, and the distance from the wall.

Low noise operation

They produce little noise during operation, which makes them an ideal choice for use in hotel rooms.

Model : AUXV004GLEH / AUXV007GLEH / AUXV009GLEH
AUXV012GLEH / AUXV014GLEH / AUXV018GLEH
AUXV024GLEH

AUXV004/007/009/012GLEH

AUXV014/018/024GLEH

Specifications

Model name			AUXV004GLEH	AUXV007GLEH	AUXV009GLEH	AUXV012GLEH	AUXV014GLEH	AUXV018GLEH	AUXV024GLEH
Power source			Single phase, ~230V, 50Hz						
Capacity	Cooling	kW	1.1	2.2	2.8	3.6	4.5	5.6	7.1
	Heating		1.3	2.8	3.2	4.0	5.0	6.3	8.0
Input power		W	30/30	42/42	42/42	60/60	38/38	56/56	99/99
Airflow rate*	High	m^3/h	460	550	550	670	720	890	1,150
	Med-High		440	440	440	520	660	840	1,020
	Med		420	420	420	480	630	770	940
	Med-Low		400	400	400	450	600	710	790
	Low		380	380	380	410	580	660	700
	Quiet		360	360	360	360	550	580	610
Sound pressure level*	High	dB(A)	38	42	42	45	37	44	49
	Med-High		37	37	37	41	36	43	47
	Med		36	36	36	39	35	40	45
	Med-Low		35	35	35	38	34	38	42
	Low		33	33	33	36	33	36	39
	Quiet		32	32	32	32	32	34	36
Net Dimensions (H × W × D)		mm	198 × 785 × 570	198 × 785 × 570	198 × 785 × 570	198 × 785 × 570	198 × 1,190 × 570	198 × 1,190 × 570	198 × 1,190 × 570
Weight		kg(lbs)	18 (40)	19 (42)	19 (42)	19 (42)	26 (57)	26 (57)	27 (60)
Connection pipe diameter	Liquid (Flare)	mm	6.35	6.35	6.35	6.35	6.35	6.35	9.52
	Gas (Flare)		9.52	9.52	9.52	12.70	12.70	12.70	15.88
Drain hose diameter (I.D./O.D.)			25/32						
Cassette Grille	Model name		UTG-UNGA-W				UTG-UNGB-W		
	Net Dimensions (H×W×D)	mm	43 × 950 × 620				43 × 1,360 × 620		
	Weight	kg(lbs)	6.5 (14.5)				8.5 (18.0)		

Note : Specifications are based on the following conditions.
Cooling : Indoor temperature of 27˚CDB / 19˚CWB, and outdoor temperature of 35˚CDB / 24˚CWB.
Heating : Indoor temperature of 20˚CDB / (15˚CWB), and outdoor temperature of 7˚CDB / 6˚CWB.
Pipe length : 7.5 m; Height difference between outdoor unit and indoor unit : 0 m. Voltage : 230 [V].

Optional parts

Wireless LAN Interface: UTY-TFSXZ1
IR Receiver Unit: UTY-TRHX
Cassette Grille: UTG-UNGA-W / UTG-UNGB-W
External Power Supply Unit: UTZ-GXXA

Flexible Installation

By using new L-type piping kit, more flexible installation is possible.

Built-in drain pump as standard accessory, which enable to have maximum 700m piping height difference from the ceiling.

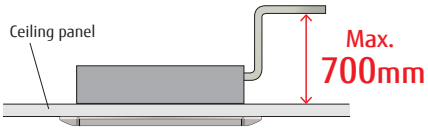

Dimensions

(Unit : mm)

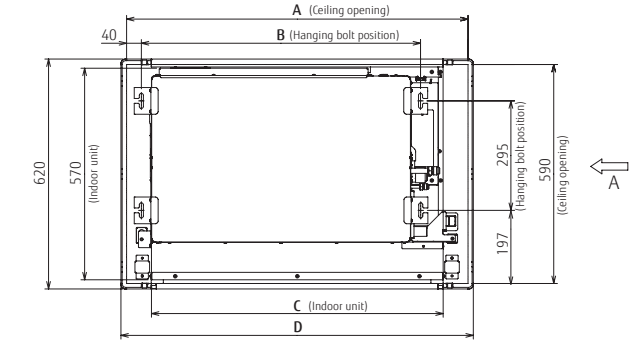

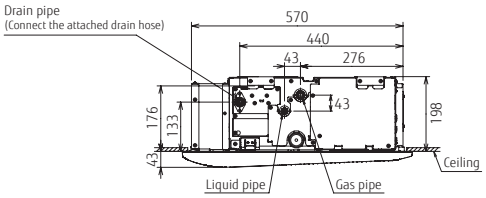

VIEW A

	AUXV004-012	AUXV014-024
A	920	1,330
B	752	1,152
C	785	1,190
D	950	1,360

3D Flow Cassette

DC FAN

3 Air Outlet Ports can be controlled individually

Using the "Comfortable airflow setting" function allows the left and right air outlet ports and the wide center air outlet ports to automatically create a comfortable space for improved comfort.

Temperature distribution during cooling and heating
(when set to comfortable airflow)

Cooling: When cooling operation is stable with an outside air temperature of 35°C, a set temperature of 18°C and an air volume set to "Hi" in a 40m² environmental our test room for the AUXS024GLEH

Heating: When heating operation is stable with an outside air temperature of 7°C, a set temperature of 30°C and an air volume set to "Hi" in a 40m² environmental our test room for the AUXS024GLEH

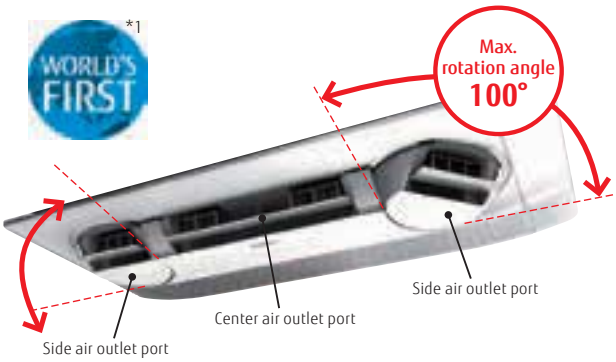

*1: Announced 2018. In room air conditioner for the home (our company's investigation)

Individual airflow setting

Equipped with an "Individual airflow setting" function that optimizes the airflow setting in accordance with the installation location.

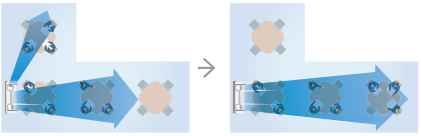

Suitably setting the side air outlet ports to match how the space is used achieves air conditioning with no waste.

Optimum airflow control for improved comfort is achieved even for long rooms.

Individual air outlet port control

"Individual airflow setting" is possible using the Wired Remote Controller (Touch Panel) and Central Remote Controller*. The airflow of the respective air outlet ports can be individually set.

Wired Remote Controller (Touch Panel)
UTY-RNRGZ5

Central Remote Controller
UTY-DCGGZ2

*Wired Remote Controller (Touch Panel) (UTY-RNRGZ5) and Central remote controller (UTY-DCGGZ2) only

High Energy Saving

The "New structural design" featuring large intake and smooth output reduces air blowing loss to achieve top class energy saving.

*: 018 model

Model : AUXS018GLEH / AUXS024GLEH

Specifications

Model name			AUXS018GLEH	AUXS024GLEH
Power source			Single phase, ~230V, 50Hz	
Capacity	Cooling	kW	5.60	7.10
	Heating		6.30	8.00
Input power		W	20/28	34/43
Airflow rate*	High	m^3/h	750/870	950/1,040
	Med-High		710/830	890/990
	Med		690/780	860/930
	Med-Low		660/740	810/880
	Low		630/700	770/840
	Quiet		540/540	540/540
Sound pressure level*	High	dB(A)	38/41	43/46
	Med-High		36/40	42/45
	Med		35/39	41/43
	Med-Low		35/37	40/42
	Low		33/36	38/40
	Quiet		29/29	29/29
Net Dimensions (H × W × D)		mm	200 × 1,240 × 500	200 × 1,240 × 500
Weight		kg(lbs)	25 (55)	25 (55)
Connection pipe diameter	Liquid (Flare)	mm	6.35	9.52
	Gas (Flare)		12.70	15.88
Drain hose diameter (I.D./O.D.)			25/32	
Cassette Grille	Model name		UTG-USGA-W	
	Net Dimensions (H×W×D)	mm	85 × 1,350 × 580	
	Weight	kg(lbs)	11.5 (25)	

Note : Specifications are based on the following conditions.
Cooling : Indoor temperature of 27˚CDB / 19˚CWB, and outdoor temperature of 35˚CDB / 24˚CWB.
Heating : Indoor temperature of 20˚CDB / (15˚CWB), and outdoor temperature of 7˚CDB / 6˚CWB.
Pipe length : 7.5 m; Height difference between outdoor unit and indoor unit : 0 m. Voltage : 230 [V].
*: This value is "cooling operation / heating operation".

Optional parts

Wireless LAN Interface: UTY-TFSXZ1
IR Receiver Unit: UTY-TRHX
Cassette Grille: UTG-USGA-W
External Power Supply Unit: UTZ-GXXA

Dimensions

(Unit : mm)

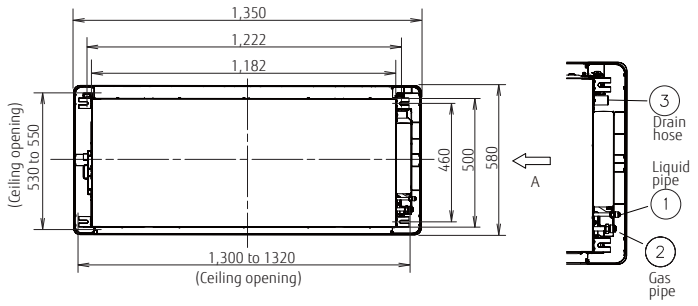

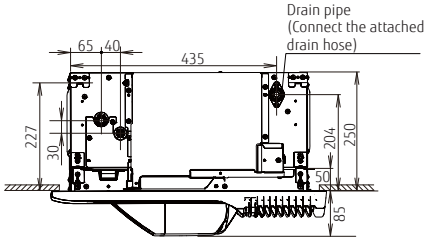

View A

Compact Cassette

Grid type

DC FAN

Compact and stylish panel design

Compact and stylish panel design fits the grid type ceiling. It is a linear design suitable for grid shape of 620mm × 620mm grid ceiling.



Easy maintenance

Maintenance is easier by removing the ceiling panel next to the grill, maintenance can be done, and new installation of inspection hole is unnecessary, so construction costs can be suppressed.

The air inlet grill can be installed in various directions, so maintenance is easy.

Flexible installation

It is suitable for ceiling of grid type and it has high degree of freedom of installation and it can be installed beside lighting and ventilation opening.

High ceiling mode

The compact cassette can be installed up to a height of 3.0m (012/014/018/024).

Model code	The maximum height from floor to ceiling (m)	
	Standard mode	High ceiling mode
004	2.7	-
007	2.7	-
009	2.7	-
012	2.7	3.0
014	2.7	3.0
018	2.7	3.0
024	2.7	3.0

Model : AUXB004GLEH / AUXB007GLEH / AUXB009GLEH
AUXB012GLEH / AUXB014GLEH / AUXB018GLEH
AUXB024GLEH

Specifications

Model name			AUXB004GLEH	AUXB007GLEH	AUXB009GLEH	AUXB012GLEH	AUXB014GLEH	AUXB018GLEH	AUXB024GLEH
Power source			Single phase, ~230V, 50Hz						
Capacity	Cooling	kW	1.1	2.2	2.8	3.6	4.5	5.6	7.1
	Heating		1.3	2.8	3.2	4.1	5.0	6.3	8.0
Input power		W	23	25	25	29	35	36	84
Airflow rate	High	m^3/h	530/530	540	550	600	680	710	1,030
	Med-High		490/480	500	520	560	620	660	910
	Med		450/430	460	480	520	560	590	790
	Med-Low		420/380	420	440	480	500	520	680
	Low		390/340	390	400	430	440	460	560
	Quiet		350/300	350	350	390	390	400	450
Sound pressure level	High	dB(A)	34/34	34	35	37	38	41	50
	Med-High		32/31	32	33	34	37	39	46
	Med		30/29	30	31	33	34	36	43
	Med-Low		28/26	28	29	31	32	33	39
	Low		27/24	27	27	29	30	30	35
	Quiet		25/21	25	25	27	27	27	30
Net Dimensions (H × W × D)		mm	245 × 570 × 570	245 × 570 × 570	245 × 570 × 570	245 × 570 × 570	245 × 570 × 570	245 × 570 × 570	245 × 570 × 570
Weight		kg(lbs)	14.5 (32)	15 (33)	15 (33)	15 (33)	15 (33)	17 (37)	17 (37)
Connection pipe diameter	Liquid (Flare)	mm	6.35	6.35	6.35	6.35	6.35	6.35	9.52
	Gas (Flare)		9.52	9.52	9.52	12.70	12.70	12.70	15.88
Drain hose diameter (I.D./O.D.)			25/32						
Cassette Grille	Model name		UTG-UFGE-W / UTG-UFGC-W						
	Net Dimensions (H×W×D)	mm	50 × 620 × 620 / 50 × 700 × 700						
	Weight	kg(lbs)	2.3(5.1) / 2.6(6)						

Note : Specifications are based on the following conditions.
Cooling : Indoor temperature of 27˚CDB / 19˚CWB, and outdoor temperature of 35˚CDB / 24˚CWB.
Heating : Indoor temperature of 20˚CDB / (15˚CWB), and outdoor temperature of 7˚CDB / 6˚CWB.
Pipe length : 7.5 m; Height difference between outdoor unit and indoor unit : 0 m. Voltage : 230 [V].
*1: This value is under cooling operation.

Optional parts

Air Outlet Shutter Plate:	UTR-YDZB	Casette Grille:	UTG-UFGC-W, UTG-UFGE-W
Flesh Air Intake Kit:	UTZ-VXAA	External Power Supply Unit:	UTZ-GXXA
Insulation Kit for High Humidity:	UTZ-KXGC	Wireless LAN Interface:	UTY-TFSXZ1
Silver Ion Filter:	UTD-HFAA		

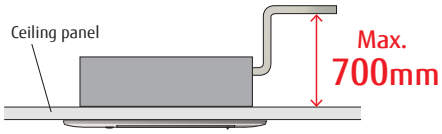

Dimensions

(Unit : mm)

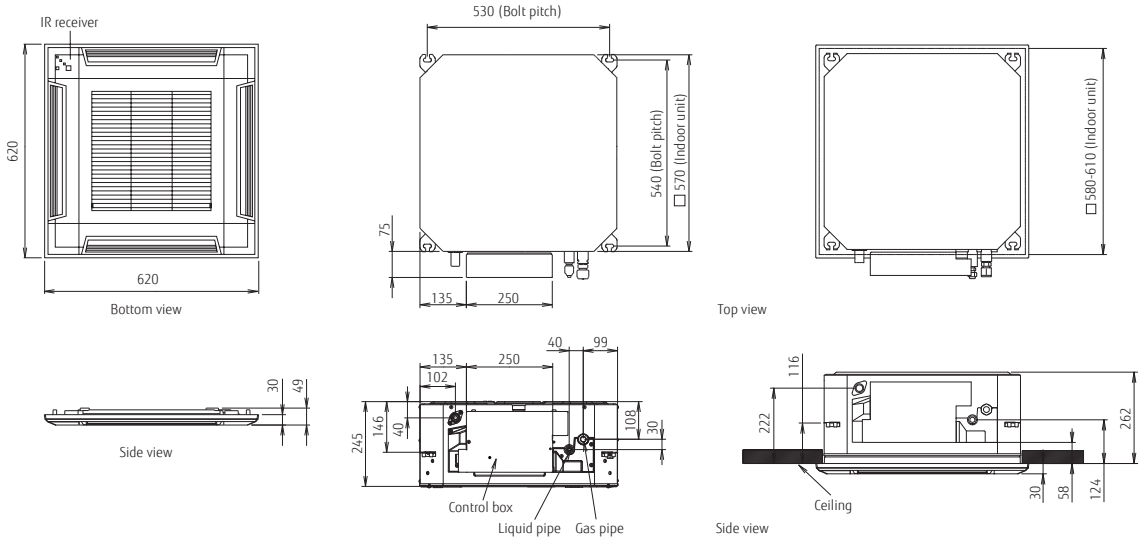

Cassette Slim type
Circular Flow

DC FAN

Unique Circular Flow design

New Cassette type achieves a Circular airflow discharge in 360° direction by means of a high performance DC fan motor, new turbo fan and unique seamless airflow louver design.

Uniform temperature air conditioning

Achieve a comfortable air conditioning spread to every corner of the room by circular flow & wide vertical airflow.

Individual louver control

Each louver can be set individually by Touch Panel Wired Remote Controller to enjoy the comfort of different directional airflows according to various room layouts.
* Touch Panel Wired RC (UTY-RNRGZ5) and Central Remote Controller(UTY-DCGGZ2) only

Comfortable air conditioning by preventing direct blowing of cold air and by providing swinging air flow simultaneously.

Efficient air conditioning based on the room layout

Human sensor increases more energy saving

Energy saving operation starts automatically by detecting the motion of a person. 2 modes of save operation mode and stop mode can be selected.
* Touch Panel Wired RC (UTY-RNRGZ5) and Central Remote Controller(UTY-DCGGZ2) only

Human sensor (Option)

2 modes can be selected

Auto saving	Power is saved while people are away.
Auto OFF	Operation stops after people go out.

Model : AUXN009GLAH* / AUXN012GLAH* / AUXN014GLAH* * AUXN∗∗GLAH: Production by order
AUXM018GLEH / AUXM024GLEH / AUXM030GLEH

Specifications

Model name			AUXN009GLAH*	AUXN012GLAH*	AUXN014GLAH*	AUXM018GLEH	AUXM024GLEH	AUXM030GLEH
Power source			Single phase, ~230V, 50Hz					
Capacity	Cooling	kW	2.8	3.6	4.5	5.6	7.1	9.0
	Heating		3.2	4.0	5.0	6.3	8.0	10.0
Input power		W	20	20	20	20	25	49
Airflow rate	High	m^3/h	1,050	1,050	1,050	1,050	1,120	1,470
	Med-High		930	930	930	930	1,050	1,160
	Med		900	900	900	900	930	1,070
	Med-Low		870	870	870	870	900	930
	Low		810	810	810	810	870	900
	Quiet		780	780	780	780	780	780
Sound pressure level	High	dB(A)	33	33	33	33	35	40
	Med-High		32	32	32	32	33	36
	Med		31	31	31	31	32	34
	Med-Low		30	30	30	30	31	32
	Low		29	29	29	29	30	31
	Quiet		28	28	28	28	28	28
Dimensions (H × W × D)		mm	246 × 840 × 840					
Weight		kg(lbs)	24.5 (54)	24.5 (54)	24.5 (54)	24.0 (53)	24.5 (54)	24.5 (54)
Connection pipe diameter	Liquid (Flare)	mm	6.35	6.35	6.35	6.35	9.52	9.52
	Gas (Flare)		12.70	12.70	12.70	12.70	15.88	15.88
Drain hose diameter (I.D./O.D.)			25 / 32					
Cassette Grille	Model name		UTG-UKGC-W / UTG-UKGA-B					
	Dimensions (H×W×D)	mm	53 × 950 × 950					
	Weight	kg(lbs)	6.0 (13)					

Note : Specifications are based on the following conditions.
Cooling : Indoor temperature of 27˚CDB / 19˚CWB, and outdoor temperature of 35˚CDB / 24˚CWB.
Heating : Indoor temperature of 20˚CDB / (15˚CWB), and outdoor temperature of 7˚CDB / 6˚CWB.
Pipe length : 7.5 m; Height difference between outdoor unit and indoor unit : 0 m. Voltage : 230 [V].
When AUX*018GLEH is connected to the outdoor unit other than J-IVL, pipe diameter should be Ø9.52/Ø15.88 (Liq/Gas)
When AUXK036GLEH, AUXK045GLEH, and AUXK054GLEH are connected to the outdoor unit other than J-IVL, gas pipe diameter should be Ø19.05.
*: AUXN009/012/014GLAH can be connected to J-IVS / J-IV Series only.

Optional parts

Human Sensor Kit:	UTY-SHZXC	Fresh Air Intake Kit:	UTZ-VXRA	Casette Grille:	UTG-UKGC-W, UTG-UKGA-B	Wireless LAN Interface:	UTY-TFSXZ1
Wide Panel:	UTG-AKXA-W	Air Outlet Shutter Plate:	UTR-YDZK	External Power Supply Unit:	UTZ-GXXA	Silver Ion Filter:	UTD-HFRA
Panel Spacer:	UTG-BKXA-W	Insulation Kit for High Humidity:	UTZ-KXRA	IR Receiver Unit:	UTY-LBHXD		

Dimensions

(Unit : mm)

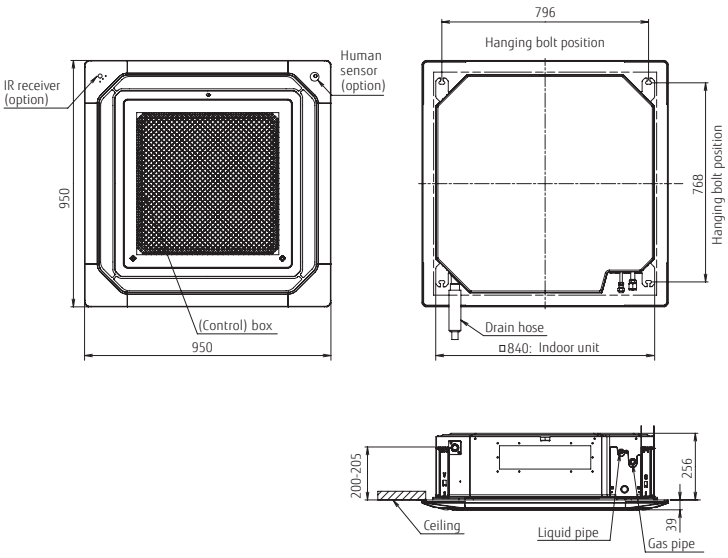

Cassette Slim type
4-way Flow

DC FAN

High efficiency turbo fan with 3-dimensional blade

High efficiency airflow distribution has been achieved by the introduction of a 3 dimensional blade which increases the air passing over the heat exchanger.

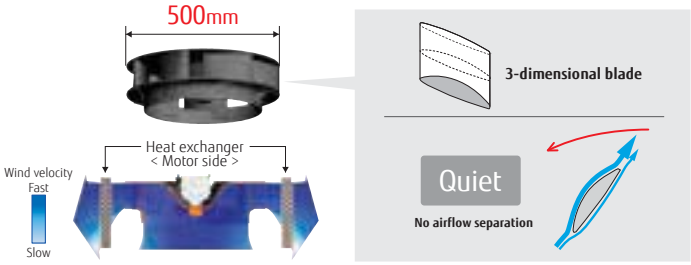

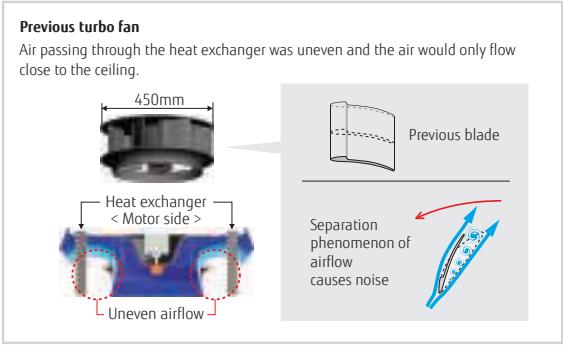

: Spin direction : Airflow direction : Turbulent flow noise

Improvement of the airflow distribution

The louver design distributes air leaving a space between the chassis and the ceiling allowing far and wide air flow distribution.

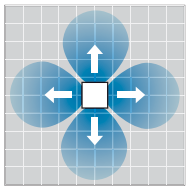

Bottom view

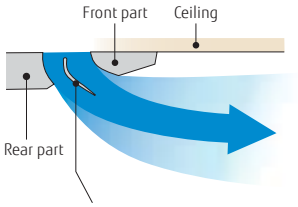

Round louvre

Much less temperature irregularity happens by spreading airflow widely

Adjustment of hanger position is possible after installation

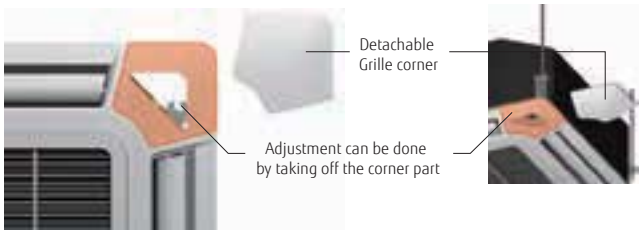

High ceiling mode

This cassette can be installed up to a height of 3.5m.

Model code	The maximum height from floor to ceiling (m)	
	Standard mode	High ceiling mode
18	3.0	3.5
24	3.0	3.5

Model : AUXD18GALH / AUXD24GALH



Specifications

Model name			AUXD18GALH	AUXD24GALH
Power source			Single phase, ~230V, 50Hz	
Capacity	Cooling	kW	5.6	7.1
	Heating		6.3	8.0
Input power		W	39	46
Airflow rate	High	m^3/h	1,150 (319)	1,280 (356)
	Med		940 (261)	1,040 (289)
	Low		870 (242)	870 (242)
Sound pressure level	High	dB(A)	36	38
	Med		30	33
	Low		29	29
Net Dimensions (H × W × D)		mm	246 × 840 × 840	246 × 840 × 840
Weight		kg(lbs)	22 (49)	22 (49)
Connection pipe diameter	Liquid (Flare)	mm	9.52	9.52
	Gas (Flare)		15.88	15.88
Drain hose diameter (I.D./O.D.)			25/32	
Cassette Grille	Model name		UTG-UGGA-W	
	Net Dimensions (H×W×D)	mm	50 × 950 × 950	
	Weight	kg(lbs)	5.5 (12)	

Note : Specifications are based on the following conditions.
Cooling : Indoor temperature of 27˚CDB / 19˚CWB, and outdoor temperature of 35˚CDB / 24˚CWB.
Heating : Indoor temperature of 20˚CDB / (15˚CWB), and outdoor temperature of 7˚CDB / 6˚CWB.
Pipe length : 7.5 m; Height difference between outdoor unit and indoor unit : 0 m. Voltage : 230 [V].

Optional parts

IR receiver unit:	UTY-LRHGB1
Air outlet shutter plate:	UTR-YDZC
Panel spacer:	UTG-BGYA-W
Insulation kit for high humidity:	UTZ-KXGB
Wide panel:	UTG-AGYA-W
Fresh air intake kit:	UTZ-VXGA
Cassette Grille:	UTG-UGGA-W
Wireless LAN Interface:	UTY-TFSXZ1
Silver Ion Filter:	UTD-HFRA

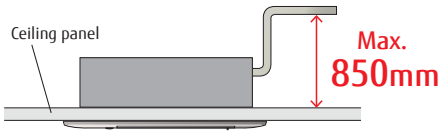

Dimensions

(Unit : mm)

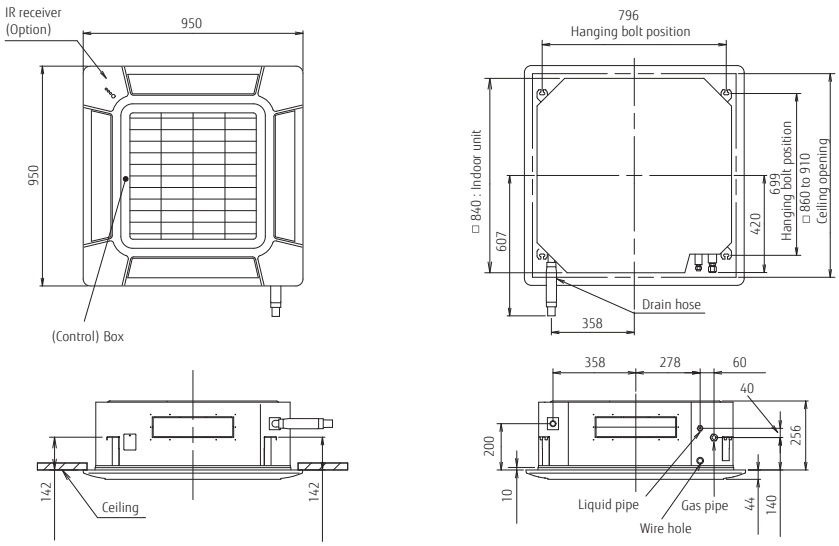

Cassette Large type
Circular Flow

DC FAN

Unique Circular Flow design

New Cassette type achieves a Circular airflow discharge in 360° direction by means of a high performance DC fan motor, new turbo fan and unique seamless airflow louver design.

Uniform temperature air conditioning

Achieve a comfortable air conditioning spread to every corner of the room by circular flow & wide vertical airflow.

Individual louver control

Each louver can be set individually by Touch Panel Wired Remote Controller to enjoy the comfort of different directional airflows according to various room layouts.
* Touch Panel Wired RC (UTY-RNRGZ5) and Central Remote Controller(UTY-DCGGZ2) only

Comfortable air conditioning by preventing direct blowing of cold air and by providing swinging air flow simultaneously.

Efficient air conditioning based on the room layout

Human sensor increases more energy saving

Energy saving operation starts automatically by detecting the motion of a person. 2 modes of save operation mode and stop mode can be selected.
* Touch Panel Wired RC (UTY-RNRGZ5) and Central Remote Controller(UTY-DCGGZ2) only

Human sensor (Option)

2 modes can be selected

Auto saving	Power is saved while people are away.
Auto OFF	Operation stops after people go out.

Model : AUXK018GLEH / AUXK024GLEH / AUXK030GLEH
AUXK034GLEH / AUXK036GLEH / AUXK045GLEH
AUXK054GLEH

Specifications

Model name			AUXK018GLEH	AUXK024GLEH	AUXK030GLEH	AUXK034GLEH	AUXK036GLEH	AUXK045GLEH	AUXK054GLEH
Power source			Single phase, ~230V, 50Hz						
Capacity	Cooling	kW	5.6	7.1	9.0	10.0	11.2	12.5	14.0
	Heating		6.3	8.0	10.0	11.2	12.5	14.0	16.0
Input power		W	40	40	47	47	61	89	116
Airflow rate	High	m^3/h	1,420	1,420	1,440	1,440	1,620	1,820	2,040
	Med-High		1,360	1,360	1,400	1,400	1,500	1,590	1,800
	Med		1,300	1,300	1,340	1,340	1,400	1,500	1,590
	Med-Low		1,270	1,270	1,300	1,300	1,340	1,400	1,440
	Low		1,200	1,200	1,280	1,280	1,280	1,300	1,300
	Quiet		1,150	1,150	1,150	1,150	1,150	1,150	1,150
Sound pressure level	High	dB(A)	38	38	39	39	41	44	47
	Med-High		37	37	38	38	40	42	45
	Med		36	36	37	37	38	40	42
	Med-Low		35	35	36	36	37	38	39
	Low		34	34	35	35	36	36	36
	Quiet		33	33	33	33	33	33	33
Dimensions (H × W × D)		mm	288 × 840 × 840						
Weight		kg(lbs)	26.5 (58)	26.5 (58)	29.5 (65)	29.5 (65)	29.5 (65)	29.5 (65)	29.5 (65)
Connection pipe diameter	Liquid (Flare)	mm	6.35	9.52	9.52	9.52	9.52	9.52	9.52
	Gas (Flare)		12.70	15.88	15.88	15.88	15.88	15.88	15.88
Drain hose diameter (I.D./O.D.)			25 / 32						
Cassette Grille	Model name		UTG-UKGC-W / UTG-UKGA-B						
	Dimensions (H×W×D)	mm	53 × 950 × 950						
	Weight	kg(lbs)	6.0 (13)						

Note : Specifications are based on the following conditions.
Cooling : Indoor temperature of 27˚CDB / 19˚CWB, and outdoor temperature of 35˚CDB / 24˚CWB.
Heating : Indoor temperature of 20˚CDB / (15˚CWB), and outdoor temperature of 7˚CDB / 6˚CWB.
Pipe length : 7.5 m; Height difference between outdoor unit and indoor unit : 0 m. Voltage : 230 [V].
When AUX*018GLEH is connected to the outdoor unit other than J-IVL, pipe diameter should be Ø9.52/Ø15.88 (Liq/Gas)
When AUXK036GLEH, AUXK045GLEH, and AUXK054GLEH are connected to the outdoor unit other than J-IVL, gas pipe diameter should be Ø19.05.

Optional parts

Human Sensor Kit:	UTY-SHZXC	Fresh Air Intake Kit:	UTZ-VXRA	Casette Grille:	UTG-UKGC-W, UTG-UKGA-B	Wireless LAN Interface:	UTY-TFSXZ1
Wide Panel:	UTG-AKXA-W	Air Outlet Shutter Plate:	UTR-YDZK	External Power Supply Unit:	UTZ-GXXA	Silver Ion Filter:	UTD-HFRA
Panel Spacer:	UTG-BKXA-W	Insulation Kit for High Humidity:	UTZ-KXRA	IR Receiver Unit:	UTY-LBHXD		

Dimensions

(Unit : mm)

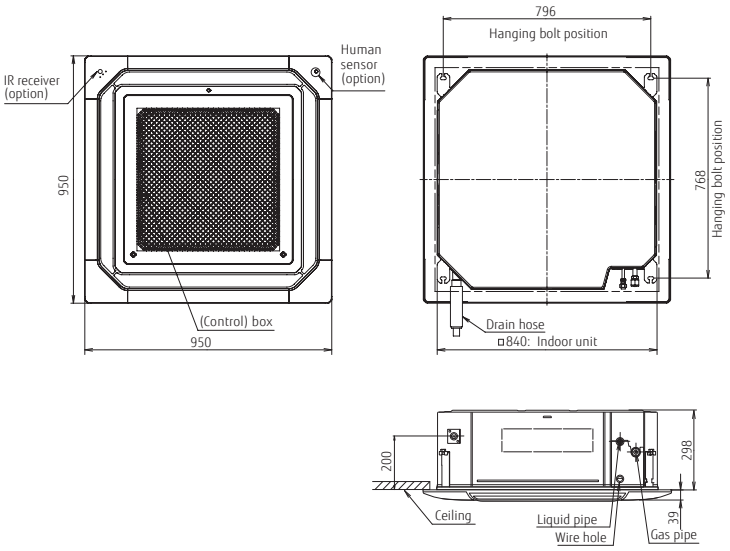

Cassette Large type
4-way Flow

DC FAN

High efficiency turbo fan with 3-dimensional blade

High efficiency airflow distribution has been achieved by the introduction of a 3 dimensional blade which increases the air passing over the heat exchanger.

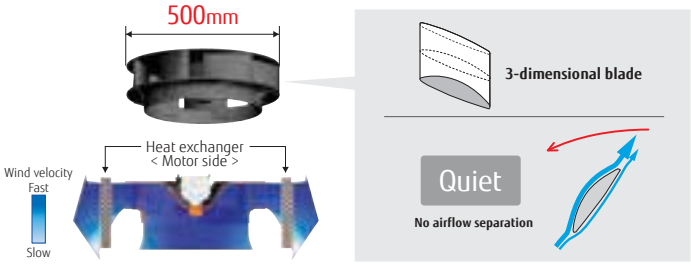

Previous turbo fan

Air passing through the heat exchanger was uneven and the air would only flow close to the ceiling.

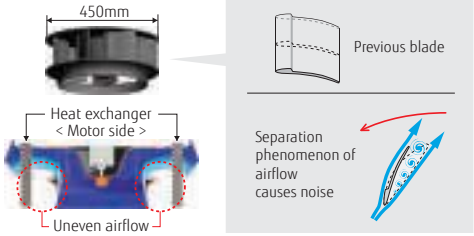

: Spin direction : Airflow direction : Turbulent flow noise

Improvement of the airflow distribution

The louver design distributes air leaving a space between the chassis and the ceiling allowing far and wide air flow distribution.

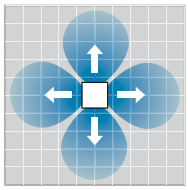

Bottom view

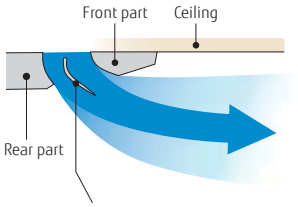

Round louvre

Much less temperature irregularity happens by spreading airflow widely

Adjustment of hanger position is possible after installation

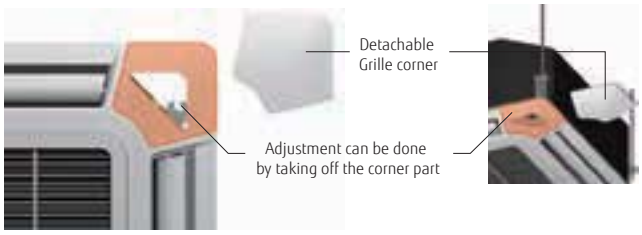

High ceiling mode

This cassette can be installed up to a height of 4.2m (36/45/54).

Model code	The maximum height from floor to ceiling (m)	
	Standard mode	High ceiling mode
18	3.2	3.5
24	3.2	3.5
30	3.2	3.6
34	3.2	3.6
36	3.2	4.2
45	3.2	4.2
54	3.2	4.2

Model : AUXA18GALH / AUXA24GALH / AUXA30GALH
AUXA34GALH / AUXA36GALH / AUXA45GALH
AUXA54GALH



Specifications

Model name			AUXA18GALH*	AUXA24GALH*	AUXA30GALH	AUXA34GALH	AUXA36GALH	AUXA45GALH	AUXA54GALH
Power source			Single phase, ~230V, 50Hz						
Capacity	Cooling	kW	5.6	7.1	9.0	10.0	11.2	12.5	14.0
	Heating		6.3	8.0	10.0	11.2	12.5	14.0	16.0
Input power		W	51	51	59	77	80	99	119
Airflow rate	High	m^3/h	1,420 (394)	1,420 (394)	1,600 (444)	1,750 (486)	1,800 (500)	1,900 (528)	2,000 (556)
	Med		1,230 (342)	1,230 (342)	1,300 (361)	1,300 (361)	1,300 (361)	1,370 (381)	1,370 (381)
	Low		1,100/1,000*1(306/278)	1,100/1,000*1(306/278)	1,100 (306)	1,100 (306)	1,100 (306)	1,100 (306)	1,100 (306)
Sound pressure level	High	dB(A)	40	40	40	43	44	46	47
	Med		36	36	38	38	38	39	39
	Low		33/31*1	33/31*1	33/31*1	33/31*1	33/31*1	33/31*1	33/31*1
Net Dimensions (H × W × D)		mm	288 × 840 × 840	288 × 840 × 840	288 × 840 × 840	288 × 840 × 840	288 × 840 × 840	288 × 840 × 840	288 × 840 × 840
Weight		kg(lbs)	27 (60)	27 (60)	27 (60)	27 (60)	27 (60)	27 (60)	27 (60)
Connection pipe diameter	Liquid (Flare)	mm	9.52	9.52	9.52	9.52	9.52	9.52	9.52
	Gas (Flare)		15.88	15.88	15.88	19.05	19.05	19.05	19.05
Drain hose diameter (I.D./O.D.)			25/32						
Cassette Grille	Model name		UTG-UGGA-W						
	Net Dimensions (H×W×D)	mm	50 × 950 × 950						
	Weight	kg(lbs)	5.5 (12)						

Note : Specifications are based on the following conditions.
Cooling : Indoor temperature of 27˚CDB / 19˚CWB, and outdoor temperature of 35˚CDB / 24˚CWB.
Heating : Indoor temperature of 20˚CDB / (15˚CWB), and outdoor temperature of 7˚CDB / 6˚CWB.
Pipe length : 7.5 m; Height difference between outdoor unit and indoor unit : 0 m. Voltage : 230 [V].
*1: This value is under cooling operation.
*:AUXA18/24GALH can be connected to VR-IV / V-III Series only.

Optional parts

IR receiver unit:	UTY-LRHGB1
Air outlet shutter plate:	UTR-YDZC
Panel spacer:	UTG-BGYA-W
Insulation kit for high humidity:	UTZ-KXGA
Wide panel:	UTG-AGYA-W
Fresh air intake kit:	UTZ-VXGA
Wireless LAN Interface:	UTY-TFSXZ1
Cassette Grille:	UTG-UGGA-W
Silver Ion Filter:	UTD-HFRA

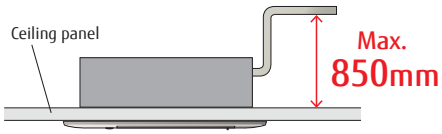

Dimensions

(Unit : mm)

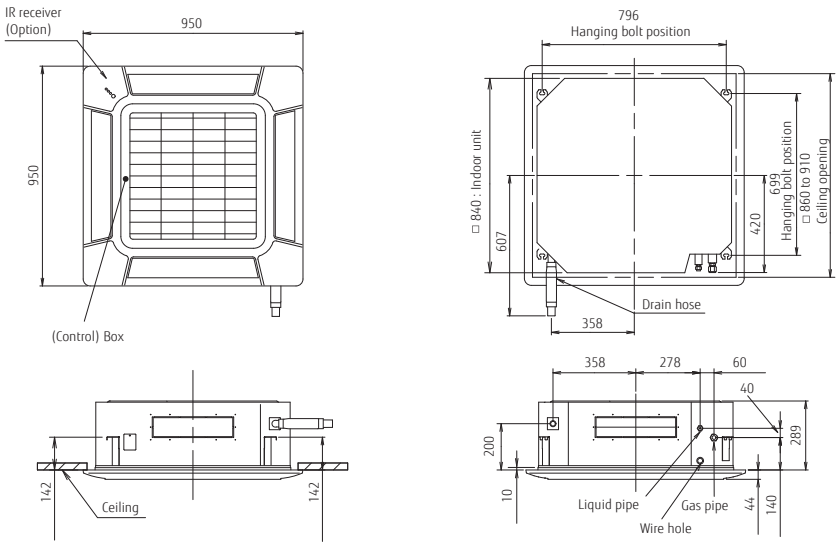

VRF

Low Static Pressure Duct Mini Duct
(With drain pump)

DC FAN

Large living space available

- Installation space can be reduced down to minimum depth 450mm height 198 mm and compact design
- Minimum size: Depth 450mm, Height 198mm Volume 30% down compared with current model
- Lightweight: 16kg 10%down

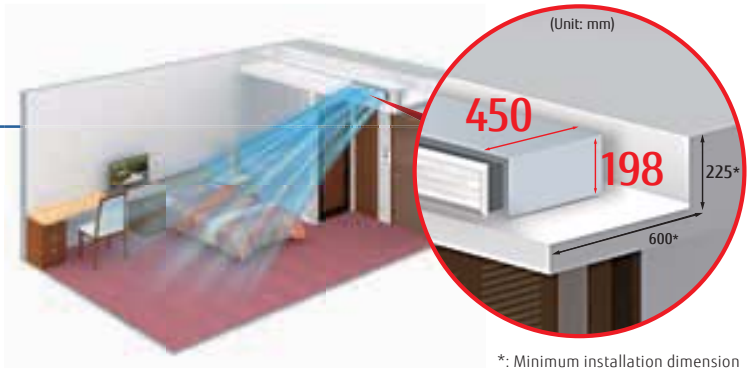

*: Minimum installation dimension

Optimum airflow path and low noise operation

Low noise is realized drastically by stabilized airflow design



6-speed control*

Multistep airflow speed control allows this model to install in a quiet location.

Low noise
20dB(A)

at 04 model

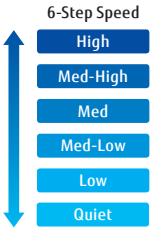

* Compatible Remote Controller is as follows:
UTY-RNRGZ5 / UTY-RLRG / UTY-RSRG / UTY-RHRG / UTY-DCGGZ2 / UTY-ALGXZ1 / UTY-APGXZ1

Easy design and maintenance for drain

Maintenance is easy by easy design indoor unit. Parts can be replaced from the side of the unit where maintenance is easier.

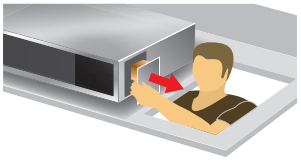

Built-in drain pump as standard :
Maintenance is easy

Model : ARXK004GLGH / ARXK007GLGH / ARXK009GLGH
ARXK012GLGH / ARXK014GLGH / ARXK018GLGH
ARXK024GLGH



ARXK004/007/009/012/014GLGH



ARXK018GLGH

ARXK024GLGH

Specifications

Model name			ARXK004GLGH	ARXK007GLGH	ARXK009GLGH	ARXK012GLGH	ARXK014GLGH	ARXK018GLGH	ARXK024GLGH
Power source			Single phase, ~230V, 50Hz						
Capacity	Cooling	kW	1.1	2.2	2.8	3.6	4.5	5.6	7.1
	Heating		1.3	2.8	3.2	4.0	5.0	6.3	8.0
Input power		W	26	28	28	35	66	73	80
Airflow rate	High	m^3/h	460	460	460	550	760	930	1,160
	Med-High		440	440	440	520	660	840	1,060
	Med		420	420	420	480	560	740	960
	Med-Low		400	400	400	450	490	640	860
	Low		370	370	370	410	410	540	750
	Quiet		340	340	340	340	340	470	610
Static pressure range		Pa	0 to 30	0 to 30	0 to 30	0 to 30	0 to 50	0 to 50	0 to 50
Standard static pressure			10	10	10	10	15	15	15
Sound pressure level	High	dB(A)	25	26	26	29	34	33	32
	Med-High		24	25	25	27	31	30	30
	Med		23	24	24	26	28	28	28
	Med-Low		22	23	23	25	26	26	27
	Low		21	22	22	24	24	24	25
	Quiet		20	21	21	22	22	22	22
Net Dimensions (H × W × D)		mm	198 × 700 × 450	198 × 700 × 450	198 × 700 × 450	198 × 700 × 450	198 × 700 × 450	198 × 900 × 450	198 × 1,100 × 450
Weight		kg(lbs)	14.5 (32)	15.5 (34)	15.5 (34)	16 (35)	16 (35)	19 (42)	22.5 (50)
Connection pipe diameter	Liquid (Flare)	mm	6.35	6.35	6.35	6.35	6.35	6.35	9.52
	Gas (Flare)		9.52	9.52	9.52	12.70	12.70	12.70	15.88
Drain hose diameter (I.D./O.D.)			25/32						

Note : Specifications are based on the following conditions.
Cooling : Indoor temperature of 27˚CDB / 19˚CWB, and outdoor temperature of 35˚CDB / 24˚CWB.
Heating : Indoor temperature of 20˚CDB / (15˚CWB), and outdoor temperature of 7˚CDB / 6˚CWB.
Pipe length : 7.5 m; Height difference between outdoor unit and indoor unit : 0 m. Voltage : 230 [V].

Optional parts

Remote Sensor Unit:	UTY-XSZX	External Power Supply Unit:	UTZ-GXXA
IR Receiver Unit:	UTB-YWC	Auto Louver Grille Kit:	UTD-GXTA-W (004-014)
Silver Ion Filter:	UTD-HFTA (004-014)		UTD-GXTB-W (018)
	UTD-HFTB (018)		UTD-GXTC-W (024)
	UTD-HFTC (024)		

Auto Louver Grille Kit (Option)

Thin design provides a comfortable living environment over a wide area.
Automatic louver grille provides comfortable air conditioning all the way down to the floor and matches the interior design well. (Optional)



Dimensions

(Unit : mm)

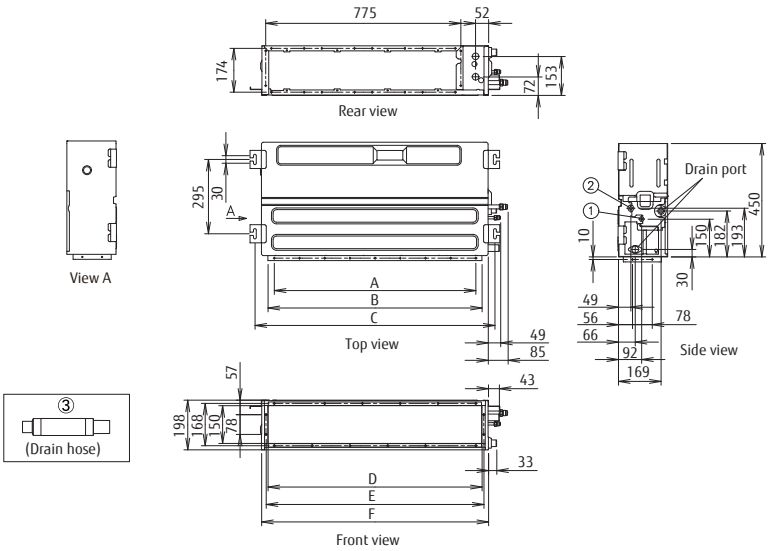

① Refrigerant pipe flare connection (Liquid)
② Refrigerant pipe flare connection (Gas)
③ Drain hose connection

	ARXK004-014	ARXK018	ARXK024
A	P100×6=600	P100×8=800	P100×10=1000
B	650	850	1050
C	752	952	1152
D	650	850	1050
E	665	864	1064
F	700	900	1100

Low Static Pressure Duct
Slim Duct / Slim Concealed Floor

DC FAN

Slim design

With a slim design, this indoor unit can be installed in narrow ceiling spaces.

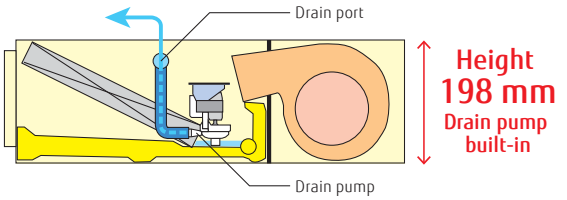

Air-intake

Air intake direction can be selected to match the installation site.

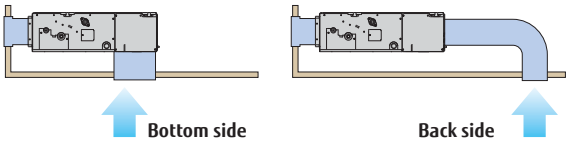

Flexible installation

Ceiling concealed

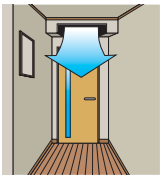

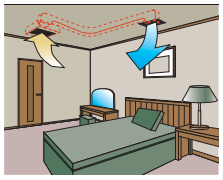

Floor concealed

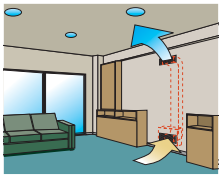

Selectable with a wide range of static pressure

By using DC fan motor, it is possible to change the static pressure range from 0 to 90Pa. The change of static pressure range is possible by remote controller.

Static pressure range
0 to 90Pa

*024 model is 0 to 50Pa

Filter (Accessory)

ARXD04/007/009/012/014/018

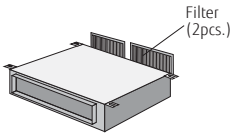

ARXD024

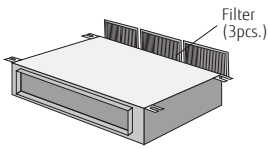

Model : ARXD04GALH / ARXD007GLEH / ARXD009GLEH
ARXD012GLEH / ARXD014GLEH / ARXD018GLEH
ARXD024GLEH

ARXD04GALH
ARXD007/009/012/014GLEH

ARXD018GLEH

ARXD024GLEH

Slim Concealed Floor

Specifications

Model name			ARXD04GALH*	ARXD007GLEH	ARXD009GLEH	ARXD012GLEH	ARXD014GLEH	ARXD018GLEH	ARXD024GLEH
Power source			Single phase, ~230V, 50Hz						
Capacity	Cooling	kW	1.1	2.2	2.8	3.6	4.5	5.6	7.1
	Heating		1.3	2.8	3.2	4.0	5.0	6.3	8.0
Input power		W	40	44	50	54	92	83	122
Airflow rate	High	m^3/h	510	550	600	600	800	940	1,330
	Med-High		-	480	510	530	680	820	1,140
	Med		400/470*1	440	460	490	600	730	1,020
	Med-Low		-	410	420	450	520	630	900
	Low		320/440*1	370	370	410	440	540	780
	Quiet		-	320	320	340	340	470	610
Static pressure range		Pa	0 to 90	0 to 90	0 to 90	0 to 90	0 to 90	0 to 90	0 to 50
Standard static pressure			25	25	25	25	25	25	25
Sound pressure level	High	dB(A)	26	28	29	30	34	34	35
	Med-High		-	26	27	28	32	31	31
	Med		21/25*1	25	25	27	30	29	29
	Med-Low		-	24	24	26	28	27	27
	Low		20/22*1	22	22	24	25	25	24
	Quiet		-	21	21	22	22	23	21
Net Dimensions (H × W × D)		mm	198 × 700 × 620	198 × 700 × 620	198 × 700 × 620	198 × 700 × 620	198 × 700 × 620	198 × 900 × 620	198 × 1,100 × 620
Weight		kg(lbs)	17 (37)	17 (37)	17 (37)	18 (40)	18 (40)	22 (48)	26 (57)
Connection pipe diameter	Liquid (Flare)	mm	6.35	6.35	6.35	6.35	6.35	6.35	9.52
	Gas (Flare)		12.70	9.52	9.52	12.70	12.70	12.70	15.88
Drain hose diameter (I.D./O.D.)			25/32						

Note : Specifications are based on the following conditions.
Cooling : Indoor temperature of 27˚CDB / 19˚CWB, and outdoor temperature of 35˚CDB / 24˚CWB.
Heating : Indoor temperature of 20˚CDB / (15˚CWB), and outdoor temperature of 7˚CDB / 6˚CWB.
Pipe length : 7.5 m; Height difference between outdoor unit and indoor unit : 0 m. Voltage : 230 [V].
*1: This value is under cooling operation.
*:ARXD04GALH cannot be connected to J-IVS / J-IV / J-IVL / VR-IV Series.

Optional parts

Remote Sensor Unit: UTY-XSZX
IR Receiver Unit: UTB-YWC (04)
UTY-TRHX (007-024)
Silver Ion Filter: UTD-HFTA (04, 007-014)
UTD-HFTB (018)
UTD-HFTC (024)

External Power Supply Unit: UTZ-GXXA
Auto Louver Grille Kit: UTD-GXTA-W (04, 007-014)
UTD-GXTB-W (018)
UTD-GXTC-W (024)

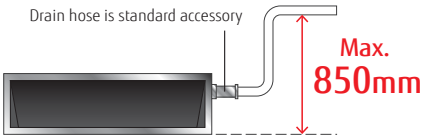

Dimensions

(Unit : mm)

*Service accessibility must be allowed for when installing the product.
Please consult the installation manual for the necessary service access size.

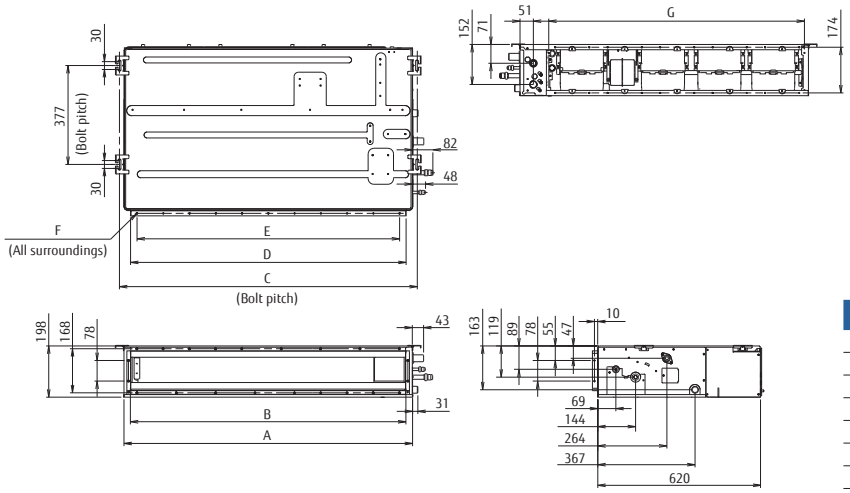

	ARXD04-014	ARXD018	ARXD024
A	700	900	1100
B	650	850	1050
C	734	934	1134
D	650	850	1050
E	P100×6=600	P100×8=800	P100×10=1000
F	18×Ø5	22×Ø5	26×Ø5
G	574	774	974

Low Static Pressure Duct
Slim Duct
High Efficiency

DC FAN

Large airflow volume

It can be installed in places such as early replacement of air required by large airflow volume.

Slim & Compact design

(009/012/014)

(018)

Flexible installation

Ceiling concealed

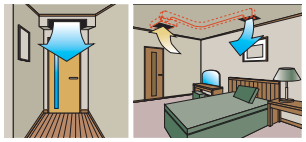

Floor concealed

Installation styles

Embedded in Ceiling

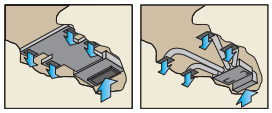

Hanging from Ceiling

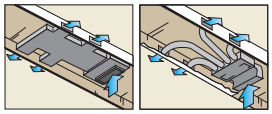

Model : ARXP009GLAH / ARXP012GLAH / ARXP014GLAH / ARXP018GLAH * Production by order

ARXP009 / 012 / 014GLAH

ARXP018GLAH

Specifications

Model name			ARXP009GLAH	ARXP012GLAH	ARXP014GLAH	ARXP018GLAH
Power source			Single phase, ~230V, 50Hz			
Capacity	Cooling	kW	2.8	3.6	4.5	5.6
	Heating		3.2	4.0	5.0	6.3
Input power		W	88	122	122	173
Airflow rate	High	m^3/h	1,100	1,330	1,330	1,720
	Med-High		-	-	-	-
	Med		1,010	1,240	1,240	1,470
	Med-Low		-	-	-	-
	Low		880	1,100	1,100	1,360
	Quiet		-	-	-	-
Static pressure range		Pa	0 to 50	0 to 50	0 to 50	0 to 80
Standard static pressure			25	25	25	50
Sound pressure level	High	dB(A)	32	35	35	36
	Med-High		-	-	-	-
	Med		30	32	32	33
	Med-Low		-	-	-	-
	Low		28	29	29	30
	Quiet		-	-	-	-
Net Dimensions (H × W × D)		mm	198 × 1,100 × 620	198 × 1,100 × 620	198 × 1,100 × 620	270 × 1,135 × 700
Weight		kg(lbs)	26(57)	26(57)	26(57)	40 (88)
Connection pipe diameter	Liquid (Flare)	mm	6.35	6.35	6.35	6.35
	Gas (Flare)		12.70	12.70	12.70	12.70
Drain hose diameter (I.D./O.D.)			25/32			

Note : Specifications are based on the following conditions.
Cooling : Indoor temperature of 27˚CDB / 19˚CWB, and outdoor temperature of 35˚CDB / 24˚CWB.
Heating : Indoor temperature of 20˚CDB / (15˚CWB), and outdoor temperature of 7˚CDB / 6˚CWB.
Pipe length : 7.5 m; Height difference between outdoor unit and indoor unit : 0 m. Voltage : 230 [V].
Low Static Pressure Duct Slim Duct High Efficiency can be connected to J-IVS / J-IV / J-IVL Series only.

Optional parts

IR receiver unit:	UTB-YWC	Drain pump unit:	UTZ-PX1NBA (018)
Long life filter:	UTD-LF25NA (018)	Remote sensor unit:	UTY-XSZX
	UTD-SF045T (018)	Auto Louver Grille Kit:	UTD-GXTC-W (009-014)
Flange:	UTD-RF204 (018)	Silver Ion Filter:	UTD-HFTC (009-014)

Dimensions

(Unit : mm)

Models: ARXP009 / ARXP012 / ARXP014

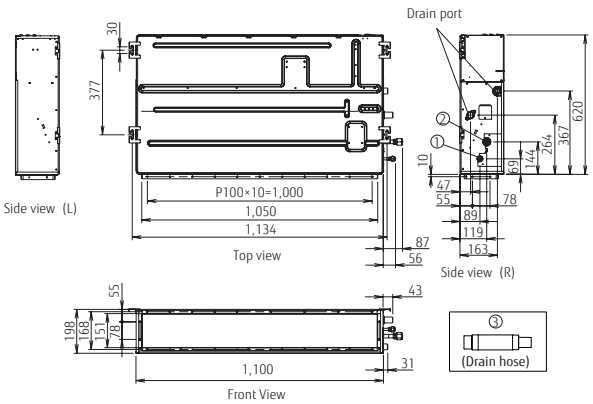

① Refrigerant piping flare connection (Liquid)
② Refrigerant piping flare connection (Gas)
③ Drain piping connection

Models: ARXP018

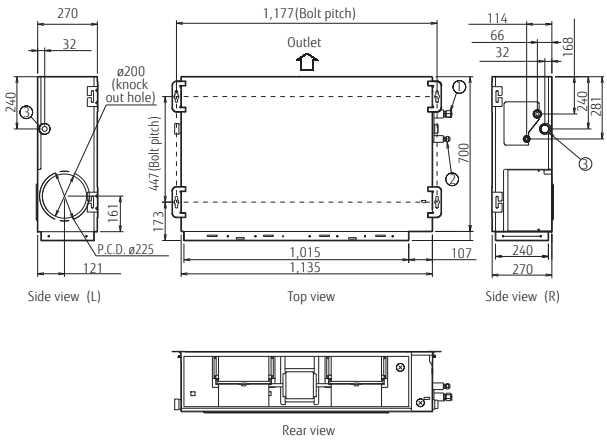

① Refrigerant piping flare connection (Liquid)
② Refrigerant piping flare connection (Gas)
③ Drain piping connection

Medium Static Pressure Duct Normal

DC FAN

Slim & Compact design

The slim and compact design of the indoor unit, with the control box mounted on the side of the unit, allows installation in narrow spaces.

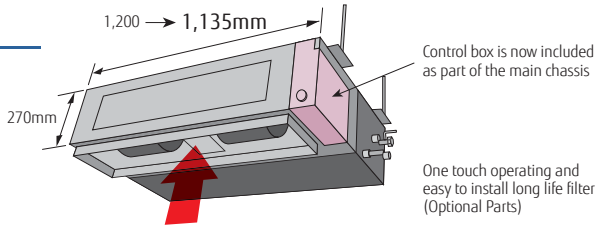

Easy maintenance

Structural improvement has been developed by making the bottom panel two pieces, front and rear. The internal fan casing is also manufactured in two pieces, namely upper and lower. The maintenance of the motor and fan can be easily carried out by removing the rear panel and the lower part of the casing while leaving the main chassis installed.

See below for the case of rear suction type

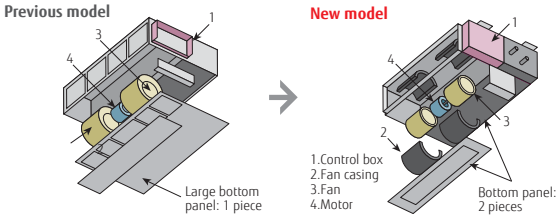

Installation styles

Embedded in Ceiling

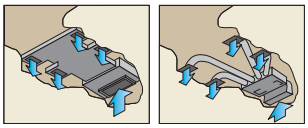

Hanging from Ceiling

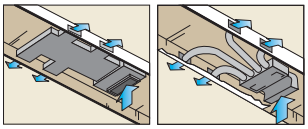

Two-direction drain piping

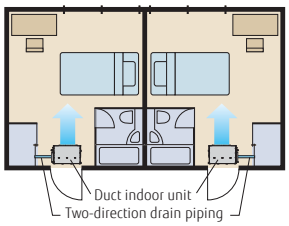

Low energy consumption by high efficiency DC fan motor

Improved motor efficiency from previous model.

024 model

030 / 036 / 045 model

Selectable with a wide range of static pressure

It is possible to change of static pressure range 0 to 150Pa.

Static pressure range
0 to 150Pa

Model : ARXA024GLEH / ARXA030GLEH / ARXA036GLEH / ARXA045GLEH

Specifications

Model name			ARXA024GLEH	ARXA030GLEH	ARXA036GLEH	ARXA045GLEH
Power source			Single phase, ~230V, 50Hz			
Capacity	Cooling	kW	7.1	9.0	11.2	12.5
	Heating		8.0	10.0	12.5	14.0
Input power		W	94	108	194	240
Airflow rate	High	m^3/h	1,280	1,410	1,840	1,970
	Med-High		1,180	1,350	1,750	1,910
	Med		1,090	1,280	1,660	1,860
	Med-Low		1,000	1,240	1,600	1,780
	Low		920	1,190	1,530	1,710
	Quiet		840	1,150	1,470	1,640
Static pressure range		Pa	0 to 150	0 to 150	0 to 150	0 to 150
Standard static pressure			40	50	50	60
Sound pressure level	High	dB(A)	31	34	37	41
	Med-High		29	33	36	40
	Med		27	32	35	38
	Med-Low		26	31	35	38
	Low		24	30	34	37
	Quiet		23	29	33	36
Net Dimensions (H × W × D)		mm	270 × 1,135 × 700	270 × 1,135 × 700	270 × 1,135 × 700	270 × 1,135 × 700
Weight		kg(lbs)	36 (79)	40 (88)	40 (88)	40 (88)
Connection pipe diameter	Liquid (Flare)	mm	9.52	9.52	9.52	9.52
	Gas (Flare)		15.88	15.88	15.88	15.88
Drain hose diameter (I.D./O.D.)			25/32			

Note : Specifications are based on the following conditions.
Cooling : Indoor temperature of 27˚CDB / 19˚CWB, and outdoor temperature of 35˚CDB / 24˚CWB.
Heating : Indoor temperature of 20˚CDB / (15˚CWB), and outdoor temperature of 7˚CDB / 6˚CWB.
Pipe length : 7.5 m; Height difference between outdoor unit and indoor unit : 0 m. Voltage : 230 [V].

Optional parts

Long Life Filter :	UTD-LF25NA	IR Receiver Unit :	UTY-TRHX
Flange (Square) :	UTD-SF045T	Drain Pump Unit :	UTZ-PX1NBA
Flange (Round) :	UTD-RF204	Wireless LAN Interface :	UTY-TFSXZ1
External Power Supply Unit:	UTZ-GXXA	Silver Ion Filter :	UTD-HFND

Dimensions

(Unit : mm)

*Service accessibility must be allowed for when installing the product.
Please consult the installation manual for the necessary service access size.

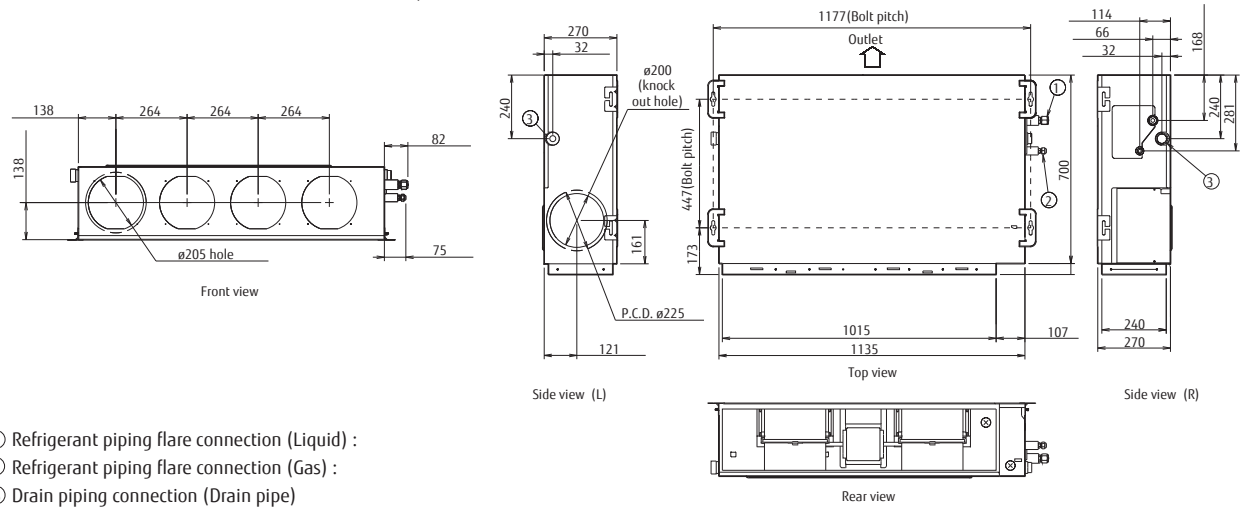

① Refrigerant piping flare connection (Liquid) :
② Refrigerant piping flare connection (Gas) :
③ Drain piping connection (Drain pipe)

Medium Static Pressure Duct High Efficiency

DC FAN

Large airflow volume

It can be installed in places such as early replacement of air required by large airflow volume.



Selectable with a wide range of static pressure

Static pressure range
50 to 150Pa

(ARXN024)

Installation styles

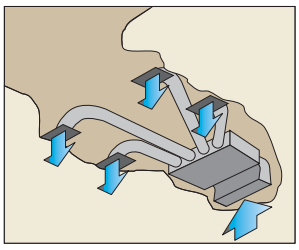

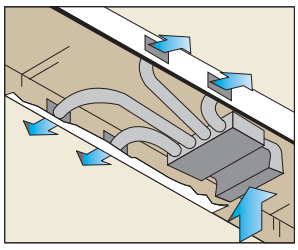

Model : ARXQ018GTAH / ARXQ024GTAH * Production by order

Specifications

Model name			ARXQ018GTAH	ARXQ024GTAH
Power source			Single phase, ~230V, 50Hz	
Capacity	Cooling	kW	5.6	7.1
	Heating		6.3	8.0
Input power		W	154	205
Airflow rate	High	m^3/h	2,280	2,640
	Med		–	–
	Low		–	–
Static pressure range		Pa	50 to 100	50 to 150
Standard static pressure			50	50
Sound pressure level	High	dB(A)	35	37
	Med		–	–
	Low		–	–
Net Dimensions (H × W × D)		mm	450 × 1,587 × 700	450 × 1,587 × 700
Weight		kg(lbs)	84 (185)	84 (185)
Connection pipe diameter	Liquid	mm	9.52 (Flare)	9.52 (Flare)
	Gas		15.88 (Flare)	15.88 (Flare)
Drain hose diameter (I.D./O.D.)			25/32	

Note : Specifications are based on the following conditions.
Cooling : Indoor temperature of 27˚CDB / 19˚CWB, and outdoor temperature of 35˚CDB / 24˚CWB.
Heating : Indoor temperature of 20˚CDB / (15˚CWB), and outdoor temperature of 7˚CDB / 6˚CWB.
Pipe length : 7.5 m; Height difference between outdoor unit and indoor unit : 0 m. Voltage : 230 [V].
*Medium Static Pressure Duct High Efficiency can be connected to V-III Series and VR-IV Series.

Optional parts

Remote Sensor Unit : UTY-XSZX

Dimensions

(Unit : mm)

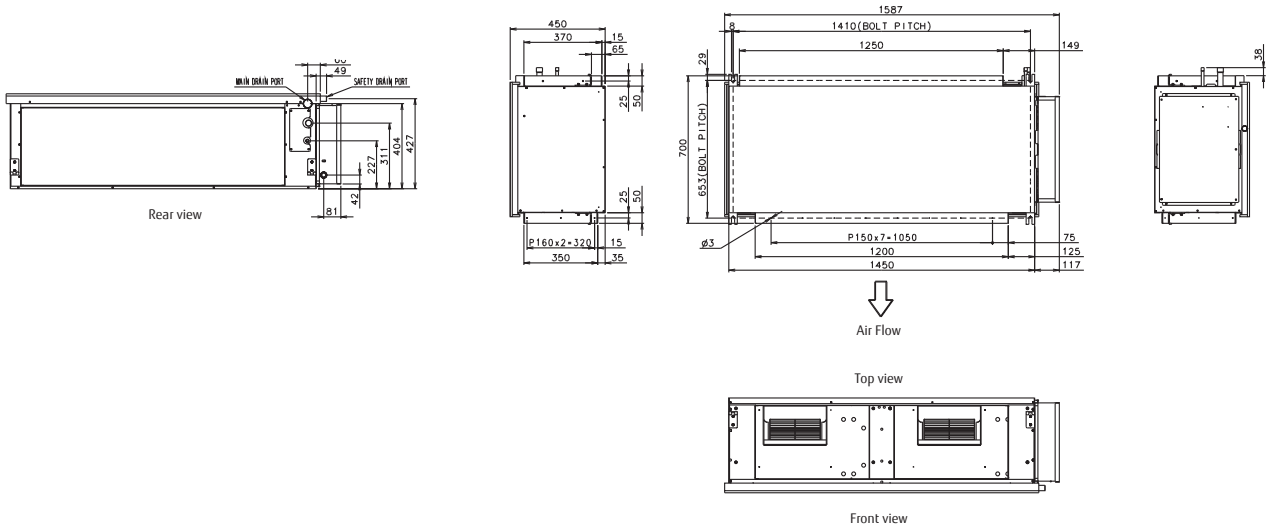

Medium Static Pressure Duct High Efficiency

DC FAN

Large airflow volume

It can be installed in places such as early replacement of air required by large airflow volume.

Quiet operation

Multistep airflow speed control allows this model to be installed in a quiet location.

Low noise
26dB(A)

at 024/030 models

6-Step Speed

- High
- Med-High
- Med
- Med-Low
- Low
- Quiet

Slim & Compact design

300mm

Model : ARXP024GTAH / ARXP030GTAH * Production by order

Specifications

Model name			ARXP024GTAH	ARXP030GTAH
Power source			Single phase, ~230V, 50Hz	
Capacity	Cooling	kW	7.1	9.0
	Heating		8.0	10.0
Input power		W	180	273
Airflow rate	High	m^3/h	2,100	2,700
	Med-High		2,050	2,390
	Med		1,860	2,080
	Med-Low		1,660	1,770
	Low		1,470	1,470
	Quiet		1,260	1,260
Static pressure range		Pa	0 to 100	0 to 100
Standard static pressure			50	50
Sound pressure level	High	dB(A)	37	41
	Med-High		35	38
	Med		33	34
	Med-Low		31	31
	Low		28	28
	Quiet		26	26
Net Dimensions (H × W × D)		mm	300 × 1,400 × 700	300 × 1,400 × 700
Weight		kg(lbs)	48 (106)	48 (106)
Connection pipe diameter	Liquid (Flare)	mm	9.52	9.52
	Gas (Flare)		15.88	15.88
Drain hose diameter (I.D./O.D.)			25/32	

Note : Specifications are based on the following conditions.
Cooling : Indoor temperature of 27˚CDB / 19˚CWB, and outdoor temperature of 35˚CDB / 24˚CWB.
Heating : Indoor temperature of 20˚CDB / (15˚CWB), and outdoor temperature of 7˚CDB / 6˚CWB.
Pipe length : 7.5 m; Height difference between outdoor unit and indoor unit : 0 m. Voltage : 230 [V].

Optional parts

IR receiver unit: UTB-YWC
Long life filter: UTD-LFNA
Remote sensor unit: UTY-XSZX
Silver Ion Filter: UTD-HFNA

Dimensions

(Unit : mm)

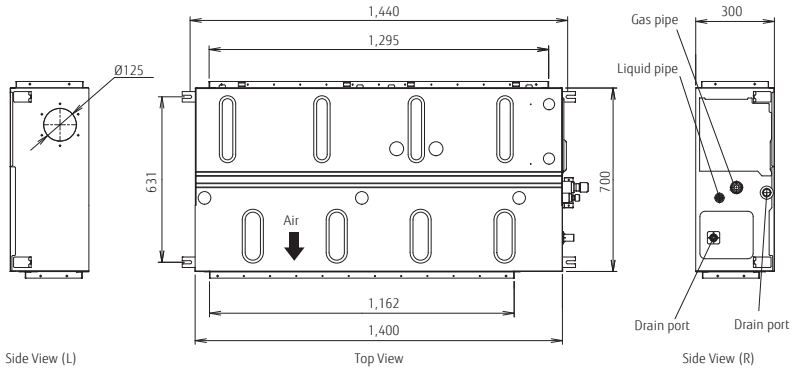

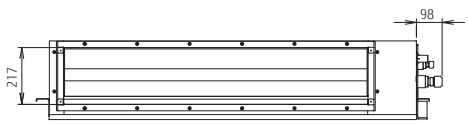

High Static Pressure Duct Normal

Static pressure selection

By using DC fan motor, it is possible to change static pressure range from 0 to 200Pa (ARXC036) / 300Pa (ARXC072 / 090 / 096).

MAX. 200Pa

(ARXC036 type)

MAX. 300Pa

(ARXC072/090 type)

MAX. 300Pa

(ARXC096 type)

Easy installation (Compact size & Lightweight)

A compact size and lightweight indoor unit has been developed by reducing the basic chassis and the overall material weight.

(unit: mm)



(ARXC036/45/60 type)

(ARXC072/090 type)

(ARXC096 type)

Low noise

Models : ARXC036 / ARXC45 / ARXC60
Cutting off the corners of the conventional indoor unit front panel and fan casing, has enabled less turbulent air flow. Low noise is realized by adopting a plastic case and a plastic fan.

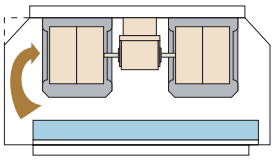

New model (ARXC036GTEH)

ARXC036GTEH :
Plastic fan [42dB(A)]
* Model : Material
(At 100Pa: Actual noise measurement value)

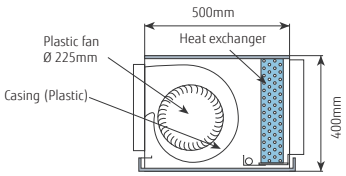

Low energy consumption by high efficiency DC fan motor

Improved motor efficiency from previous model.

(ARXC036 type)

(ARXC072 / 090 / 096 type)

Model : ARXC036GTEH / ARXC45GATH / ARXC60GATH
ARXC072GTEH / ARXC090GTEH / ARXC096GTEH

ARXC036GTEH
ARXC45/60GATH

ARXC072/090GTEH

ARXC096GTEH

Specifications

Model name			ARXC036GTEH	ARXC45GATH	ARXC60GATH*	ARXC072GTEH*	ARXC090GTEH*	ARXC096GTEH*
Power source			Single phase, ~230V, 50Hz					
Capacity	Cooling	kW	11.2	12.5	18.0	22.4	25.0	28.0
	Heating		12.5	14.0	20.0	25.0	28.0	31.5
Input power		W	207	715	730	681	819	838
Airflow rate	High	m^3/h	1,990	3,500	3,500	3,900	4,300	4,850
	Med		1,680	3,000	3,000	3,300	4,000	4,250
	Low		1,330	2,460	2,460	3,000	3,500	3,600
Static pressure range		Pa	0 to 200	100 to 250	100 to 250	0 to 300	0 to 300	0 to 300
Standard static pressure			100	100	100	150	150	150
Sound pressure level	High	dB(A)	42	49	49	47	48	48
	Med		36	45	45	43	46	45
	Low		32	42	42	40	44	42
Net Dimensions (H × W × D)		mm	400 × 1,050 × 500	400 × 1,050 × 500	400 × 1,050 × 500	450 × 1,587 × 700	450 × 1,587 × 700	550 × 1,587 × 700
Weight		kg(lbs)	40 (88)	46 (101)	46 (101)	84 (185)	84 (185)	105 (231)
Connection pipe diameter	Liquid	mm	9.52 (Flare)	9.52 (Flare)	9.52 (Flare)	9.52 (Flare)	9.52 (Flare)	9.52 (Brazing)
	Gas		15.88 (Flare)	19.05 (Flare)	19.05 (Flare)	19.05 (Flare)	19.05 (Flare)	22.22 (Brazing)
Drain hose diameter (I.D./O.D.)			25/32					

Note : Specifications are based on the following conditions.
Cooling : Indoor temperature of 27˚CDB / 19˚CWB, and outdoor temperature of 35˚CDB / 24˚CWB.
Heating : Indoor temperature of 20˚CDB / (15˚CWB), and outdoor temperature of 7˚CDB / 6˚CWB.
Pipe length : 7.5 m; Height difference between outdoor unit and indoor unit : 0 m. Voltage : 230 [V].
*: ARXC60/072/090/096G cannot be connected to J-IV/J-IVS Series.

Optional parts

Long-Life Filter :	UTD-LF60KA (036/45/60)
IR Receiver Unit :	UTB-YWC (45/60)
	UTY-TRHX (036/072/090/096)
External Power Supply Unit :	UTZ-GXXA (036/072/090/096)
Wireless LAN Interface :	UTY-TFSXZ1 (036/072/090/096)
Silver Ion Filter :	UTD-HFKA (036)
	UTD-HFKB (45/60)

Dimensions

(Unit : mm)

Models: ARXC036 / ARXC45 / ARXC60

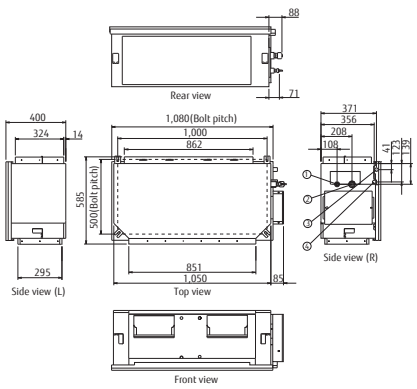

① Refrigerant piping flare connection (Liquid)
② Refrigerant piping flare connection (Gas)
③ Drain piping connection (safety drain pan)
④ Drain piping connection (Main drain pan)

Models: ARXC072 / ARXC090

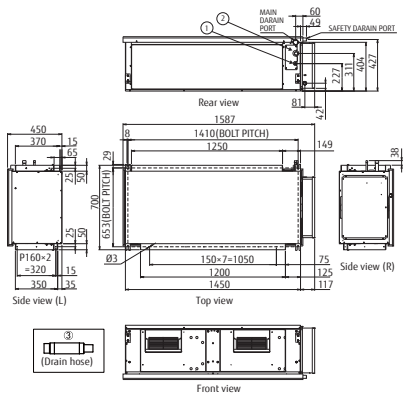

① Refrigerant pipe flare connection (Liquid)
② Refrigerant pipe flare connection (Gas)
③ Drain hose

Models: ARXC096

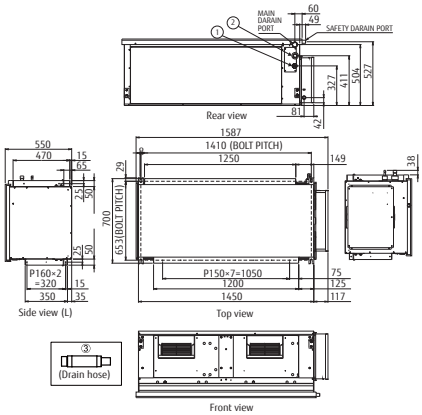

① Refrigerant pipe flare connection (Liquid)
② Refrigerant pipe flare connection (Gas)
③ Drain hose

High Static Pressure Duct
High Efficiency

DC FAN

Large airflow volume

It can be installed in places such as early replacement of air required by large airflow volume.



Selectable with a wide range of static pressure

Static pressure range
50 to 250Pa

Installation styles

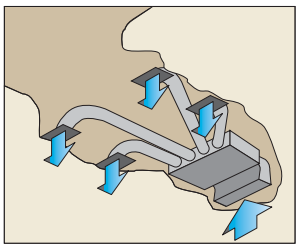

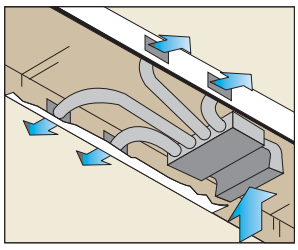

Model : ARXQ030GTAH * Production by order

Specifications

Model name			ARXQ030GTAH
Power source			Single phase, ~230V, 50Hz
Capacity	Cooling	kW	9.0
	Heating		10.0
Input power		W	306
Airflow rate	High	m^3/h	3,200
	Med		–
	Low		–
Static pressure range		Pa	50 to 250
Standard static pressure			50
Sound pressure level	High	dB(A)	40
	Med		–
	Low		–
Net Dimensions (H × W × D)		mm	450 × 1,587 × 700
Weight		kg(lbs)	84 (185)
Connection pipe diameter	Liquid	mm	9.52 (Flare)
	Gas		15.88 (Flare)
Drain hose diameter (I.D./O.D.)			25/32

Note : Specifications are based on the following conditions.
Cooling : Indoor temperature of 27˚CDB / 19˚CWB, and outdoor temperature of 35˚CDB / 24˚CWB.
Heating : Indoor temperature of 20˚CDB / (15˚CWB), and outdoor temperature of 7˚CDB / 6˚CWB.
Pipe length : 7.5 m; Height difference between outdoor unit and indoor unit : 0 m. Voltage : 230 [V].
*High Static Pressure Duct High Efficiency can be connected to V-III Series and VR-IV Series.

Optional parts

Remote Sensor Unit : UTY-XSZX
IR Receiver unit : UTY-TRHX

Dimensions

(Unit : mm)

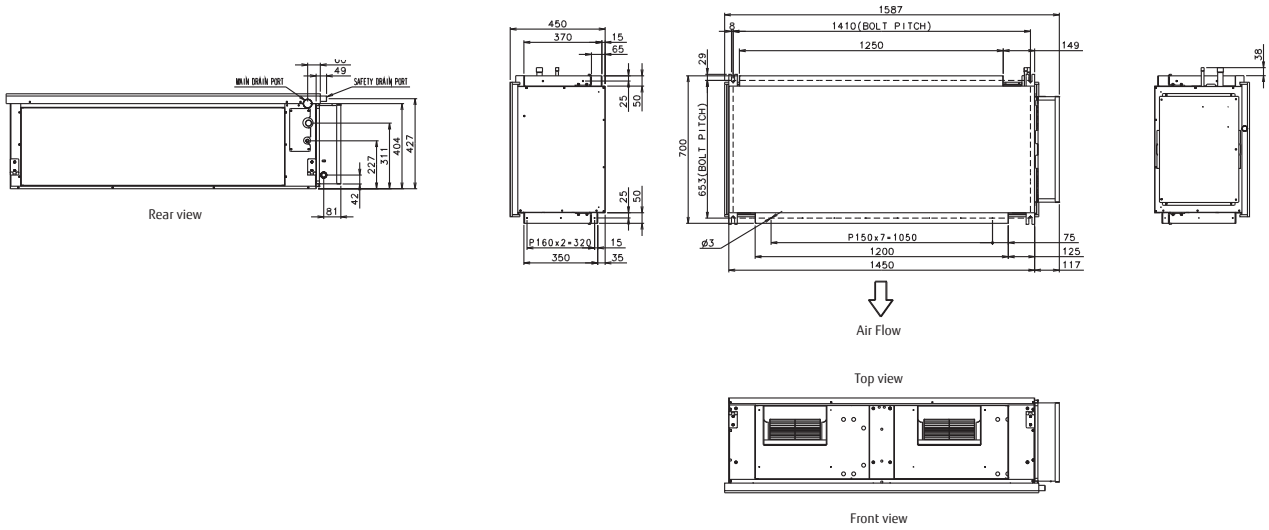

Compact floor

DC FAN

2-Fan & Wide airflow

Individual vertical airflow by 2-fan can control the whole room comfortably.

Flexible & easy installation

Due to compact and whole surface suction method model, floor, concealed, half concealed, or wall mounted installation can be available to match the room layout.

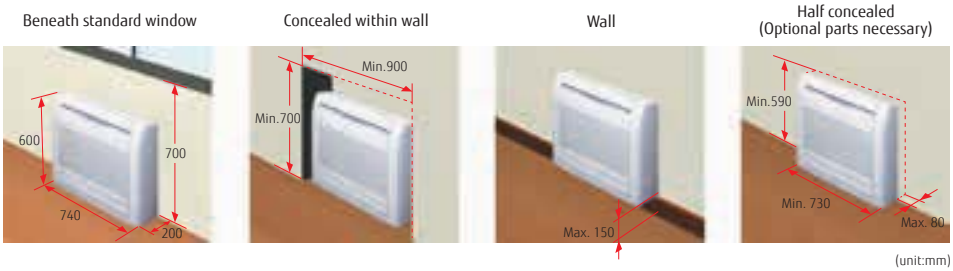

(unit:mm)

Quiet operation

Quiet operation is realized by 6 fan speed control. (via 2 wire controller)

Low noise
22dB(A)

at 004/007/009 models

* Compatible Remote Controller is as follows:
UTY-RNRGZ5 / UTY-RLRG / UTY-RSRG / UTY-RHRG / UTY-DCGGZ2 / UTY-ALGXZ1 / UTY-APGXZ1

Flexible piping connection 6 direction of drain & piping

Drain hose and piping can be drawn flexibly in the right, left, side, and down directions

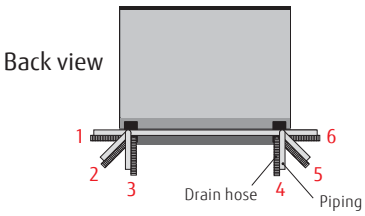

Model : AGHA004GCGH / AGHA007GCGH / AGHA009GCGH
AGHA012GCGH / AGHA014GCGH

[EEV external]
AGHE004GCEH / AGHE007GCEH / AGHE009GCEH
AGHE012GCEH / AGHE014GCEH

Specifications

Model name			AGHA004GCGH	AGHA007GCGH	AGHA009GCGH	AGHA012GCGH	AGHA014GCGH	AGHE004GCEH	AGHE007GCEH	AGHE009GCEH	AGHE012GCEH	AGHE014GCEH
Power source			Single phase, ~230V, 50Hz					Single phase, ~230V, 50Hz				
Capacity	Cooling	kW	1.1	2.2	2.8	3.6	4.0	1.1	2.2	2.8	3.6	4.0
	Heating		1.3	2.8	3.2	4.0	4.5	1.3	2.8	3.2	4.0	4.5
Input power		W	12/14	16	17	22	29	14	16	17	22	29
Airflow rate	High	m^3/h	380 / 430	470	500	590	670	380 / 430	470	500	590	670
	Med-High		350	420	450	520	590	350	420	450	520	590
	Med		320	390	400	470	520	320	390	400	470	520
	Med-Low		310	360	360	420	450	310	360	360	420	450
	Low		280	330	330	390	390	280	330	330	390	390
	Quiet		210	270	270	340	340	210	270	270	340	340
Sound pressure level	High	dB(A)	35 / 36	37	38	42	46	35 / 36	37	38	42	46
	Med-High		33	35	36	39	42	33	35	36	39	42
	Med		31	33	34	37	39	31	33	34	37	39
	Med-Low		30	31	31	35	36	30	31	31	35	36
	Low		28	29	29	33	33	28	29	29	33	33
	Quiet		22	22	22	30	30	22	22	22	30	30
Net Dimensions (H × W × D)		mm	600 × 740 × 200					600 × 740 × 200				
Weight		kg(lbs)	15.0 (33.0)	15.0 (33.0)	15.0 (33.0)	15.0 (33.0)	15.0 (33.0)	14.5 (32.0)	14.5 (32.0)	14.5 (32.0)	14.5 (32.0)	14.5 (32.0)
Connection pipe diameter	Liquid (Flare)	mm	6.35	6.35	6.35	6.35	6.35	6.35	6.35	6.35	6.35	6.35
	Gas (Flare)		9.52	9.52	9.52	12.70	12.70	9.52	9.52	9.52	12.70	12.70
Drain hose diameter (I.D./O.D.)			13.8/15.8to16.7					13.8/15.8to16.7				
EV Kit (option)			-					UTR-EV09XB			UTR-EV14XB	

Note : Specifications are based on the following conditions.
Cooling : Indoor temperature of 27˚CDB / 19˚CWB, and outdoor temperature of 35˚CDB / 24˚CWB.
Heating : Indoor temperature of 20˚CDB / (15˚CWB), and outdoor temperature of 7˚CDB / 6˚CWB.
Pipe length : 7.5 m; Height difference between outdoor unit and indoor unit : 0 m. Voltage : 230 [V].
When AGHA004/007/009GCGH, AGHE004/007/009GCEH are connected to the outdoor unit other than J-IVL, gas pipe diameter should be Ø12.70.

Optional parts

Half concealed kit:	UTR-STA
External Power Supply Unit:	UTZ-GXXA
Wireless LAN Interface:	UTY-TFSXZ1
Silver Ion Filter:	UTR-FA03-5

Dimensions

(Unit : mm)

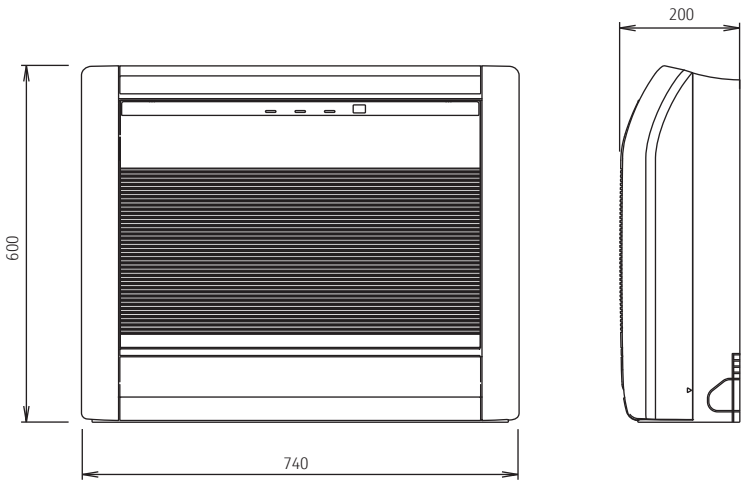

Front view

Side view

Floor / Ceiling

DC FAN

Flexible installation

Example for floor installation
Floor console

Example for ceiling installation
Under ceiling

Double auto swing

A combination of up/down and right/left directional swing allows three-dimensional air direction control.

RIGHT and LEFT SWING

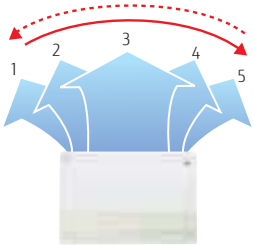

UP and DOWN SWING

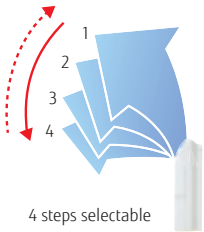

High power DC fan motor

- High power
- Wide rotation range
- High efficiency

Compact design

(Unit:mm)

Symmetrical, slim and compact design.



Model : ABHA012GTEH / ABHA014GTEH / ABHA018GTEH / ABHA024GTEH

Floor standing

Specifications

Model name			ABHA012GTEH	ABHA014GTEH	ABHA018GTEH	ABHA024GTEH
Power source			Single phase, ~230V, 50Hz			
Capacity	Cooling	kW	3.6	4.5	5.6	7.1
	Heating		4.0	5.0	6.3	8.0
Input power		W	30	42	74	99
Airflow rate	High	m^3/h	660	780	1,000	1,000
	Med-High		620	740	910	930
	Med		580	690	830	870
	Med-Low		550	640	750	800
	Low		520	600	660	740
	Quiet		490	550	580	680
Sound pressure level	High	dB(A)	36	40	46	47
	Med-High		34	39	44	45
	Med		33	38	42	43
	Med-Low		31	36	40	41
	Low		29	35	37	39
	Quiet		28	34	35	37
Net Dimensions (H × W × D)		mm	199 × 990 × 655	199 × 990 × 655	199 × 990 × 655	199 × 990 × 655
Weight		kg(lbs)	25 (55)	26 (57)	26 (57)	27 (60)
Connection pipe diameter	Liquid (Flare)	mm	6.35	6.35	6.35	9.52
	Gas (Flare)		12.70	12.70	12.70	15.88
Drain hose diameter (I.D./O.D.)			25/32			

Note : Specifications are based on the following conditions.
Cooling : Indoor temperature of 27˚CDB / 19˚CWB, and outdoor temperature of 35˚CDB / 24˚CWB.
Heating : Indoor temperature of 20˚CDB / (15˚CWB), and outdoor temperature of 7˚CDB / 6˚CWB.
Pipe length : 7.5 m; Height difference between outdoor unit and indoor unit : 0 m. Voltage : 230 [V].

Optional parts

External Power Supply Unit : UTZ-GXXA
Wireless LAN Interface : UTY-TFSXZ1

Dimensions

(Unit : mm)

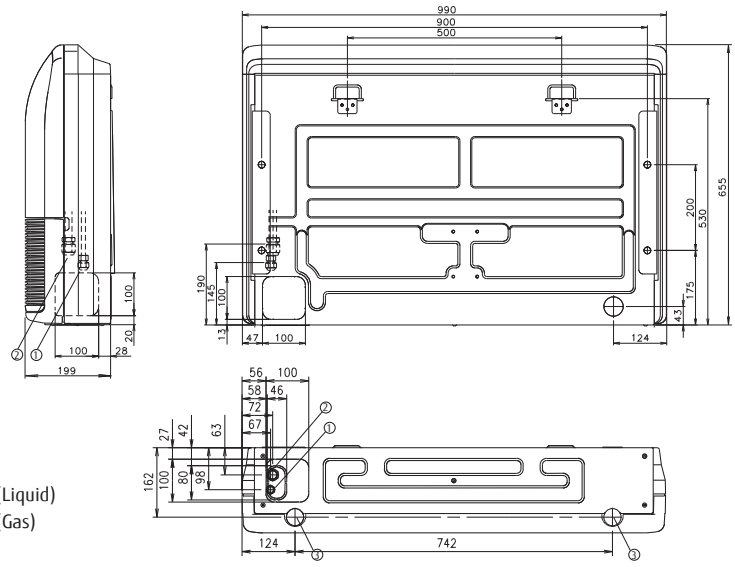

① Refrigerant piping flare connection (Liquid)
② Refrigerant piping flare connection (Gas)
③ Drain piping connection

Ceiling

DC FAN

Installation

Open

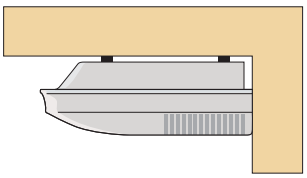

General installation pattern which suspends the indoor unit from the ceiling.

Concealed

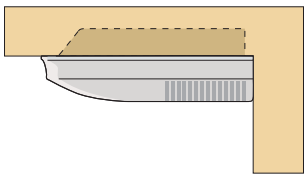

Installation pattern where part of the indoor unit is embedded into the ceiling.

Wall mounted (Field Supplied)

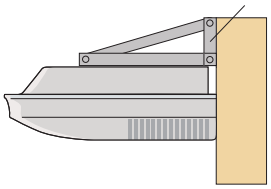

Installation which fixes the indoor unit to the wall by the use of wall brackets (Field supplied). This type of installation can be used when the ceiling space is insufficient.

Double auto swing and wide airflow

Auto airflow direction and auto swing

Right and left

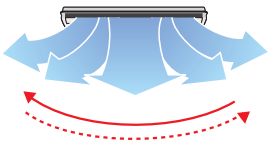

5 steps selectable

Up and down

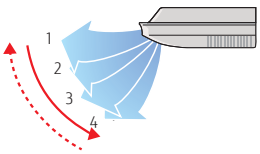

4 steps selectable

High power DC fan motor

- High power
- Wide rotation range
- High efficiency

Long airflow

Long Airflow ensures comfort to every corner of a large room.

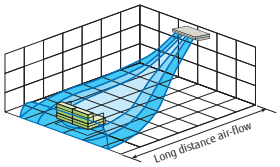

Fresh air intake

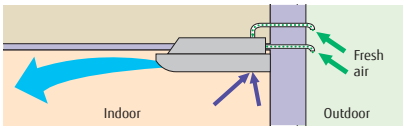

Slim & Compact design

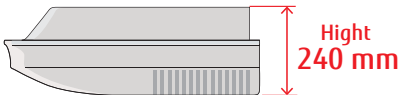

Model : ABHA030GTEH / ABHA036GTEH / ABHA045GTEH / ABHA054GTEH

Specifications

Model name			ABHA030GTEH	ABHA036GTEH	ABHA045GTEH	ABHA054GTEH
Power source			Single phase, ~230V, 50Hz			
Capacity	Cooling	kW	9.0	11.2	12.5	14.0
	Heating		10.0	12.5	14.0	16.0
Input power		W	66	85	131	180
Airflow rate	High	m^3/h	1,630	1,690	2,010	2,270
	Med-High		1,520	1,560	1,840	2,070
	Med		1,420	1,450	1,690	1,860
	Med-Low		1,320	1,360	1,530	1,660
	Low		1,220	1,270	1,380	1,470
	Quiet		1,140	1,170	1,230	1,280
Sound pressure level	High	dB(A)	42	45	48	51
	Med-High		40	41	46	49
	Med		39	39	45	46
	Med-Low		37	38	41	43
	Low		35	36	38	40
	Quiet		33	34	35	36
Net Dimensions (H × W × D)		mm	240 × 1,660 × 700	240 × 1,660 × 700	240 × 1,660 × 700	240 × 1,660 × 700
Weight		kg(lbs)	46 (101)	48 (106)	48 (106)	48 (106)
Connection pipe diameter	Liquid (Flare)	mm	9.52	9.52	9.52	9.52
	Gas (Flare)		15.88	15.88	15.88	15.88
Drain hose diameter (I.D./O.D.)			25/32			

Note : Specifications are based on the following conditions.
Cooling : Indoor temperature of 27˚CDB / 19˚CWB, and outdoor temperature of 35˚CDB / 24˚CWB.
Heating : Indoor temperature of 20˚CDB / (15˚CWB), and outdoor temperature of 7˚CDB / 6˚CWB.
Pipe length : 7.5 m; Height difference between outdoor unit and indoor unit : 0 m. Voltage : 230 [V].

Optional parts

Drain Pump Unit : UTR-DPB24T
Flange : UTD-RF204
External Power Supply Unit : UTZ-GXXA
Wireless LAN Interface : UTY-TFSXZ1

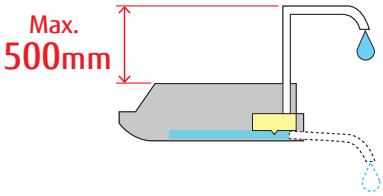

Dimensions

(Unit : mm)

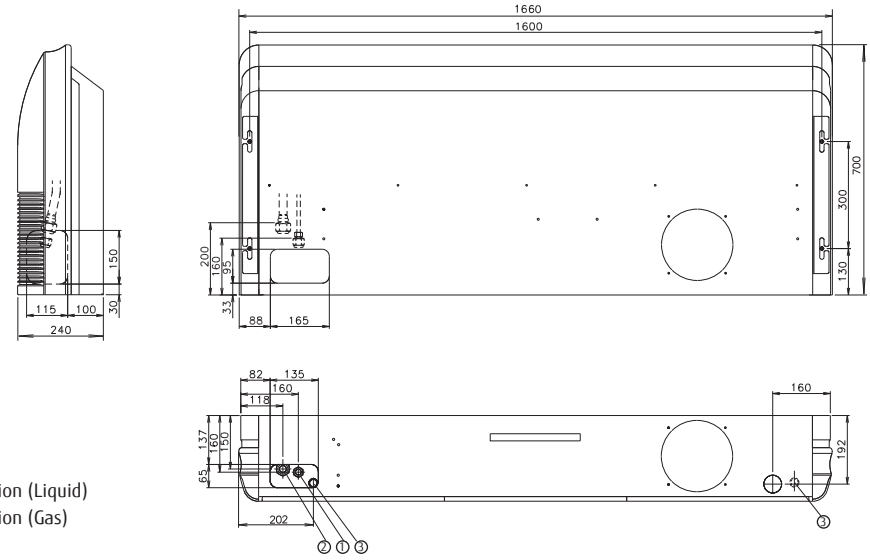

① Refrigerant piping flare connection (Liquid)
② Refrigerant piping flare connection (Gas)
③ Drain piping connection

Wall Mounted

DC FAN

High efficient compact design

The 004-014 model has a common design.
High efficient compact design has been achieved by mounting a high density and large heat exchanger.
Compact body makes it possible to install discretely even in a meeting or office room and comfortable air conditioning is provided.

High density heat exchanger

Making the tube thin: 5 mm

Increase of heat exchanger volume by high density and adopting sub heat exchanger

More comfort airflow

Comfortable air conditioning is provided by mounting our unique power diffuser.

Heating

Vertical airflow provides powerful floor level heating

Cooling

Horizontal airflow does not blow cool air directly at the occupants in the room.

Quiet operation & 6 Fan Speed Control

Drastic low noise is achieved by new airflow structure. Multistep airflow control is possible to suit the environment.

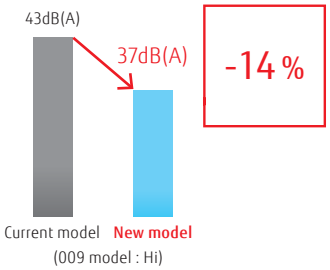

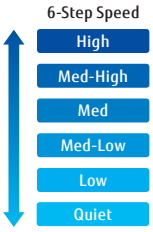

* Compatible Remote Controller is as follows:
UTY-RNRGZ5 / UTY-RLRG / UTY-RSRG / UTY-RHRG / UTY-DCGGZ2 / UTY-ALGXZ1 / UTY-APGXZ1

Human sensor increases more energy saving

Energy saving operation starts automatically by detecting the motion of a person. 2 modes of save operation mode and stop mode can be selected.

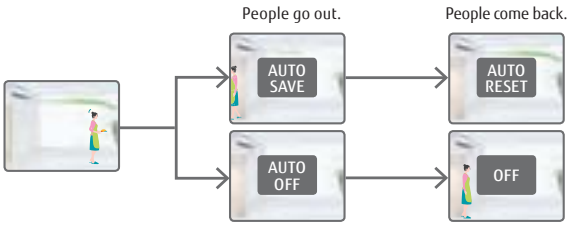

Model : ASHA004GCGH / ASHA007GCGH / ASHA009GCGH
ASHA012GCGH / ASHA014GCGH

[EEV external]
ASHE004GCEH / ASHE007GCEH / ASHE009GCEH
ASHE012GCEH / ASHE014GCEH

Specifications

Model name			ASHA004GCGH	ASHA007GCGH	ASHA009GCGH	ASHA012GCGH	ASHA014GCGH	ASHE004GCEH	ASHE007GCEH	ASHE009GCEH	ASHE012GCEH	ASHE014GCEH
Power source			Single phase, ~230V, 50Hz					Single phase, ~230V, 50Hz				
Capacity	Cooling	kW	1.1	2.2	2.8	3.6	4.0	1.1	2.2	2.8	3.6	4.0
	Heating		1.3	2.8	3.2	4.0	4.5	1.3	2.8	3.2	4.0	4.5
Input power		W	12	19	20	25	36	12	19	34	25	36
Airflow rate	High	m^3/h	450	550	610	690	800	450	550	610	690	800
	Med-High		430	510	560	610	740	430	510	560	610	740
	Med		400	470	510	560	680	400	470	510	560	680
	Med-Low		380	410	440	530	610	380	410	440	530	610
	Low		360	360	360	470	550	360	360	360	470	550
	Quiet		310	310	310	330	330	310	310	310	330	330
Sound pressure level	High	dB(A)	31	34	37	40	44	31	35	43	40	44
	Med-High		30	32	35	37	42	30	32	38	37	42
	Med		28	30	32	35	40	28	30	34	35	40
	Med-Low		27	28	29	33	37	27	27	29	33	37
	Low		26	26	26	30	34	26	24	24	30	34
	Quiet		22	22	22	24	24	22	22	22	24	24
Net Dimensions (H × W × D)		mm	268 × 840 × 203					268 × 840 × 203				
Weight		kg(lbs)	8.0 (18.0)	8.5 (19.0)	8.5 (19.0)	8.5 (19.0)	8.5 (19.0)	8.0 (18.0)	8.5 (19.0)	8.5 (19.0)	8.5 (19.0)	8.5 (19.0)
Connection pipe diameter	Liquid (Flare)	mm	6.35	6.35	6.35	6.35	6.35	6.35	6.35	6.35	6.35	6.35
	Gas (Flare)		9.52	9.52	9.52	12.70	12.70	9.52	9.52	9.52	12.70	12.70
Drain hose diameter (I.D./O.D.)			13.8/15.8 to16.7					13.8/15.8 to16.7				
EV Kit (option)			–					UTR-EV09XB			UTR-EV14XB	

Note : Specifications are based on the following conditions.
Cooling : Indoor temperature of 27˚CDB / 19˚CWB, and outdoor temperature of 35˚CDB / 24˚CWB.
Heating : Indoor temperature of 20˚CDB / (15˚CWB), and outdoor temperature of 7˚CDB / 6˚CWB.
Pipe length : 7.5 m; Height difference between outdoor unit and indoor unit : 0 m. Voltage : 230 [V].
When ASH*004G**H, ASH*007G**H, ASH*009G**H are connected to the outdoor unit other than J-IVL, gas pipe diameter should be Ø12.70.

Optional parts

External Power Supply Unit : UTZ-GXXA
Wireless LAN Interface : UTY-TFSXZ1
Silver Ion Filter : UTR-FA16-5

Dimensions

(Unit : mm)

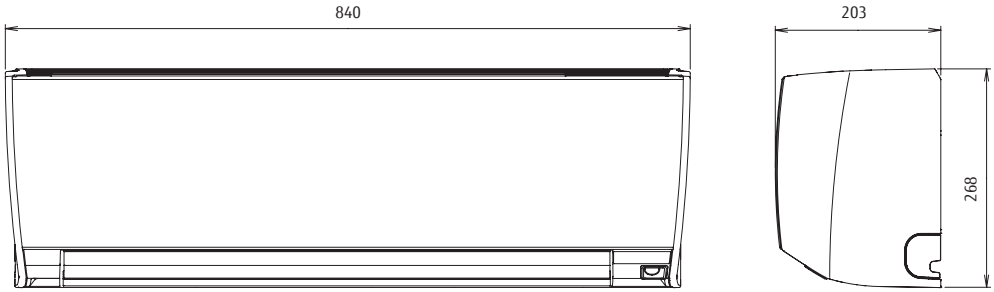

Wall Mounted

DC FAN

Powerful & Comfort airflow

Powerful Airflow

(ASHA030GTEH)



Power diffuser

(ASHA18/24GBCH)

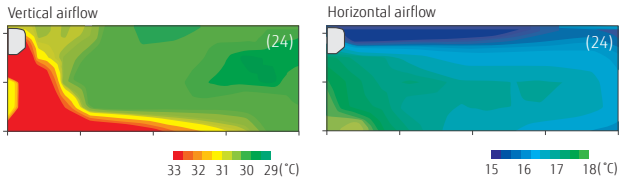

Human sensor (ASHA030/034GTEH only)

A human sensor senses the movement of humans to reduce operation when one is in the room. the energy consumption is reduced automatically to keep down electricity bills.

* Touch Panel Wired RC (UTY-RNRGZ5) and Central Remote Controller(UTY-DCGGZ2) only

Quiet operation & 6 Fan speed control

Drastic low noise is achieved by new airflow structure. In addition, multistep quiet operation is available by 6-step sound level settings.

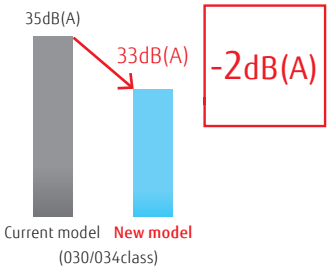

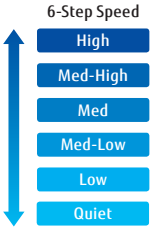

* Compatible Remote Controller is as follows:
UTY-RNRGZ5 / UTY-RLRG / UTY-RSRG / UTY-RHRG / UTY-DCGGZ2 / UTY-ALGXZ1 / UTY-APGXZ1

Model : ASHA18GBCH / ASHA24GBCH
ASHA030GTEH / ASHA034GTEH

ASHA18/24GBCH

ASHA030/034GTEH

Specifications

Model name			ASHA18GBCH	ASHA24GBCH	ASHA030GTEH	ASHA034GTEH
Power source			Single phase, ~230V, 50Hz		Single phase, ~230V, 50Hz	
Capacity	Cooling	kW	5.6	7.1	9.0	10.0
	Heating		6.3	8.0	10.0	11.2
Input power		W	32	60	74	103
Airflow rate	High	m^3/h	840	1,100	1,440	1,620 / 1,520
	Med-High		-	-	1,200	1,300
	Med		770	910	1,050	1,120
	Med-Low		-	-	940	980
	Low		690	730	890	890
	Quiet		-	-	700	700
Sound pressure level	High	dB(A)	41	48	53	55 / 54
	Med-High		-	-	49	51
	Med		39	43	45	47
	Med-Low		-	-	42	43
	Low		35	35	39	39
	Quiet		-	-	33	33
Net Dimensions (H × W × D)		mm	320 × 998 × 238	320 × 998 × 238	340 × 1,150 × 280	340 × 1,150 × 280
Weight		kg(lbs)	15 (33)	15 (33)	18 (40)	18 (40)
Connection pipe diameter	Liquid (Flare)	mm	6.35	9.52	9.52	9.52
	Gas (Flare)		12.70	15.88	15.88	15.88
Drain hose diameter (I.D./O.D.)			12/16		13.8/15.8 to16.7	

Note : Specifications are based on the following conditions.
Cooling : Indoor temperature of 27˚CDB / 19˚CWB, and outdoor temperature of 35˚CDB / 24˚CWB.
Heating : Indoor temperature of 20˚CDB / (15˚CWB), and outdoor temperature of 7˚CDB / 6˚CWB.
Pipe length : 7.5 m; Height difference between outdoor unit and indoor unit : 0 m. Voltage : 230 [V].
When ASHA18GBCH is connected to the outdoor unit other than J-IVL, pipe diameter should be Ø9.52/Ø15.88 (Liq/Gas).

Optional parts

External Power Supply Unit : UTZ-GXXA (030/034)
Wireless LAN Interface : UTY-TFSXZ1 (030/034)
Silver Ion Filter: UTR-FA13-3

Dimensions

(Unit : mm)

Models: ASHA18 / ASHA24

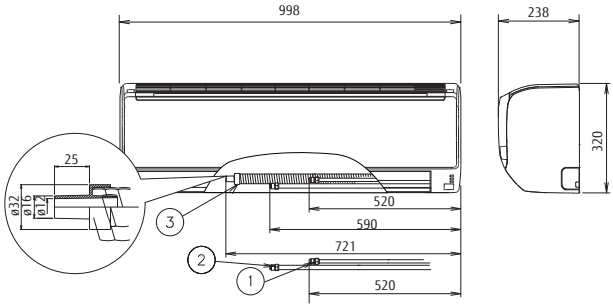

Models: ASHA030 / ASHA034

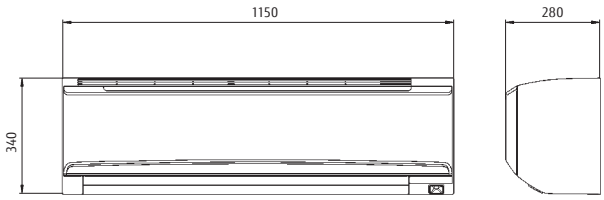

① Refrigerant piping flare connection (Liquid)
② Refrigerant piping flare connection (Gas)
③ Drain piping connection

Residential, Commercial & Light Commercial

VENTILATION

VENTILATION Lineup

Vn-002 Energy Recovery Ventilator
Vn-004 DX Kit for Air Handling Application
• for VRF Outdoor Unit
Vn-006 DX Kit for Air Handling Application
• for Single Split Outdoor Unit
Vn-008 AIR HANDLING UNIT

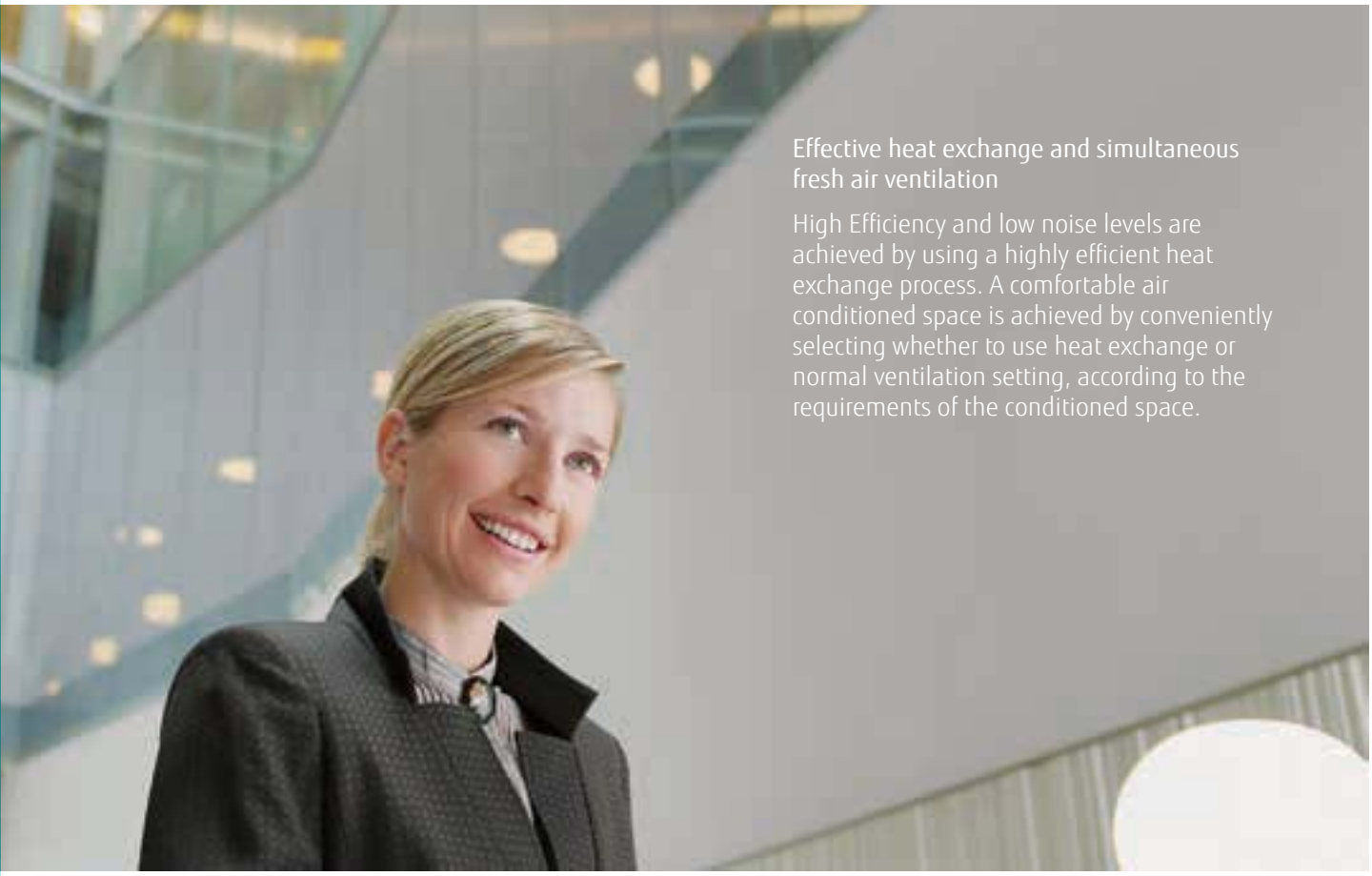

Effective heat exchange and simultaneous fresh air ventilation

High Efficiency and low noise levels are achieved by using a highly efficient heat exchange process. A comfortable air conditioned space is achieved by conveniently selecting whether to use heat exchange or normal ventilation setting, according to the requirements of the conditioned space.

Lineup

Airflow rate (m^3/h)	250	350	500	800	1000
Energy Recovery Ventilator	 UTZ-BD025C	 UTZ-BD035C	 UTZ-BD050C	 UTZ-BD080C	 UTZ-BD100C

Connectable capacity class (kW)	5.0	6.3	8.0	10.0	12.5	14.0	20.0	25.0	40.0	50.0
DX Kit for Air Handling Applications for VRF Outdoor Unit	 EEV unit UTP-VX30A	 Control unit UTY-VDGX		 EEV unit UTP-VX60A	 Control unit UTY-VDGX		 EEV unit UTP-VX90A	 Control unit UTY-VDGX	 EEV unit UTP-VX90A×2	 Control unit UTY-VDGX

Connectable capacity class (kW)	3.5 - 22.0
DX Kit for Air Handling Applications for Single Split Outdoor Unit	 UTY-XDZX

Connectable capacity class (kW)	25 - 96
Air Handling Unit NEW	 AHHA / AHHB / AHHC / AHHD / AHHE

Energy Recovery Ventilator

Energy recovery ventilator unit offers maximum comfort and greater energy savings.

Heat exchange ventilation and normal ventilation

Heat exchange ventilation
When a room is cooled or heated, the exhausted cooling / heating energy is recovered by heat-exchange ventilation.

Normal ventilation
The operation is used during periods when the room space requires no cooling or heating effect, i.e. when there is minimal temperature difference between the indoor and outdoor environments.

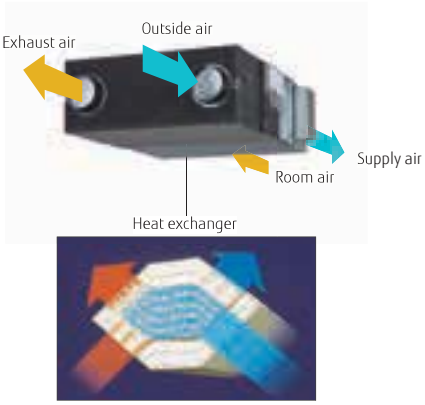

Adopts a highly efficient counter-flow heat exchange element

Energy efficiency and ecology

Energy consumption is dramatically reduced by using a counter-flow heat-exchange element. Air conditioning load is reduced by approximately 20%, resulting in significant energy savings. Recovers up to 77% of the heat in the outgoing air.

Features of heat exchange element

With the cross-flow element, air moves in a straight line across the element. With the counter-flow element, air flows through the element for a longer time (longer distance), so the heat-exchange effect improved.

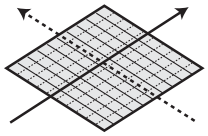

Other element
(Cross-flow element)

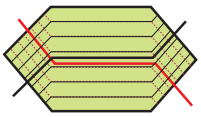

Fujitsu element
(Counter-flow element)

Quiet operation

Significantly reducing low pressure loss and noise allows low-noise operation.

25.5dB
(UTZ-BD035C)

Extended range of an external static pressure

An external static pressure is improved by adopting a powerful fan motor. This allows for application in a wide variety building.

Slim shape and easier installation

Counter-flow heat exchange element used for reduced noise and slimmer, more compact body shape.

Height
270 mm
UTZ-BD025C

Height
388 mm
UTZ-BD080C/BD100C

Height
317 mm
UTZ-BD035C/BD050C

Reverse mountable direct air supply / exhaust system

Adoption of straight air supply / exhaust system: Duct design is simplified because the air supply / exhaust ducts are straight.
Since each unit can be mounted in reverse position, only one inspection hole is needed for two units: Two units can share one inspection hole so duct work is easier and more flexible.

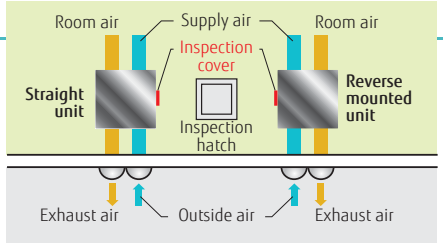

Simple remote operation

Easy operation by connecting a liquid crystal switch

- POWER ON/OFF
- ON/OFF Timer
- Air volume High/Low
- Clean filter display
- Heat exchange/Normal Ventilation

Model : UTZ-BD025C / UTZ-BD035C / UTZ-BD050C / UTZ-BD080C / UTZ-BD100C


UTZ-BD025C


UTZ-BD035C


UTZ-BD050C


UTZ-BD080C


UTZ-BD100C

Specifications

Rated flow rate				250 m³/h	350 m³/h	500 m³/h	800 m³/h	1000 m³/h
Model No.				UTZ-BD025C	UTZ-BD035C	UTZ-BD050C	UTZ-BD080C	UTZ-BD100C
Power source				220 - 240 V, 50Hz				
Heat Exchange Ventilation	Input power	(Extra high)/High/Low	W	128 / 123 / 96	190 / 185 / 168	289 / 225 / 185	418 / 378 / 295	464 / 432 / 311
	Air flow rate	(Extra high)/High/Low	m³/h	250 / 250 / 190	350 / 350 / 240	500 / 500 / 440	800 / 800 / 630	1,000 / 1,000 / 700
	External static pressure	(Extra high)/High/Low	Pa	105 / 95 / 45	140 / 60 / 45	120 / 60 / 35	140 / 110 / 55	105 / 80 / 75
	Temperature Exchange Efficiency	(Extra high)/High/Low	%	75 / 75 / 77	75 / 75 / 78	75 / 75 / 76	75 / 75 / 76	75 / 75 / 79
	Energy Exchange Efficiency Cooling	(Extra high)/High/Low	%	63 / 63 / 65	66 / 66 / 71	62 / 62 / 64	65 / 65 / 68	65 / 65 / 70
	Energy Exchange Efficiency Heat pump	(Extra high)/High/Low	%	70 / 70 / 72	69 / 69 / 73	67 / 67 / 69	71 / 71 / 74	71 / 71 / 76
	Sound pressure level	(Extra high)/High/Low	dB*	31.5 / 30.5 / 26.5	33.0/31.0 / 25.5	37.5 / 35.5 / 32.5	37.5 / 37.0 / 34.5	38.5 / 37.5 / 34.5
Normal Ventilation	Input power	(Extra high)/High/Low	W	128 / 123 / 96	190 / 185 / 168	289 / 225 / 185	418 / 378 / 295	464 / 432 / 311
	Air flow rate	(Extra high)/High/Low	m³/h	250 / 250 / 190	350 / 350 / 240	500 / 500 / 440	800 / 800 / 630	1,000 / 1,000 / 700
	External static pressure	(Extra high)/High/Low	Pa	105 / 95 / 45	140 / 60 / 45	120 / 60 / 35	140 / 110 / 55	105 / 80 / 75
	Sound pressure level	(Extra high)/High/Low	dB*	31.5 / 30.5 / 26.5	33.0 / 31.0 / 25.5	38.5 / 38.0 / 32.5	37.5 / 37.0 / 34.5	40.5 / 39.5 / 36.5
Dimensions		W×D×H	mm	882 × 599 × 270	1,050 × 804 × 317	1,090 × 904 × 317	1,322 × 884 × 388	1,322 × 1,134 × 388
Weight			kg	29	49	57	71	83
Outlet duct diameter			mm	150	150	200	250	250
Operating range			℃	-10 to 40	-10 to 40	-10 to 40	-10 to 40	-10 to 40
Maximum humidity			%	85	85	85	85	85

* The noise level must be measured 1.5 m below the center of the unit.

Dimensions

(Unit : mm)

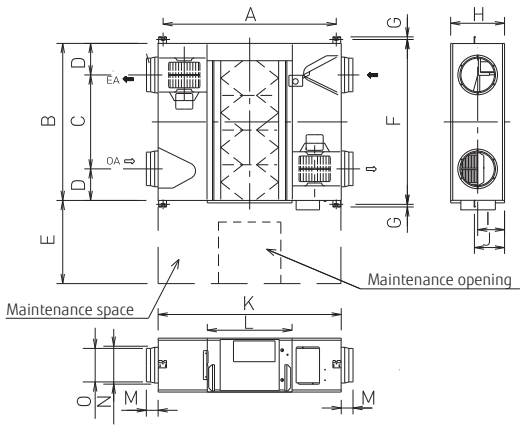

	UTZ-BD025C	UTZ-BD035C	UTZ-BD050C	UTZ-BD080C	UTZ-BD100C
A	810	978	1,018	1,250	1,250
B	599	804	904	884	1,134
C	315	580	640	428	678
D	142	112	132	228	228
E	600	600	600	600	600
F	655	860	960	940	1,190
G	19	19	19	19	19
H	270	317	317	388	388
I	135	159	159	194	194
J	159	182	182	218	218
K	882	1,050	1,090	1,322	1,322
L	414	470	470	612	612
M	95	70	70	85	85
N	Ø164	Ø164	Ø210	Ø258	Ø258
O	Ø144	Ø144	Ø194	Ø242	Ø242

DX Kit
for Air Handling Application
for VRF Outdoor Unit

These kits enable other manufacturers air handling units (AHU) and fan coil units (FCU) to be incorporated into a Fujitsu VRF system or, be connected to a dedicated Fujitsu VRF outdoor unit as a 1:1 system to control outside air ventilation (AHU) or room temperature (FCU).

Multiple temperature sensors optimally control the air handling unit and fan coil unit.

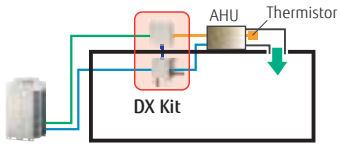

When connecting to an air handling unit, the supply air temperature is controlled by the discharge sensor.

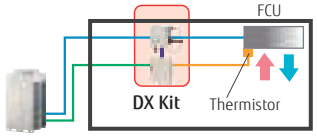

When connecting to a fan coil unit, the room temperature is controlled by the return air temperature sensor.

Arrangement as part of a VRF system

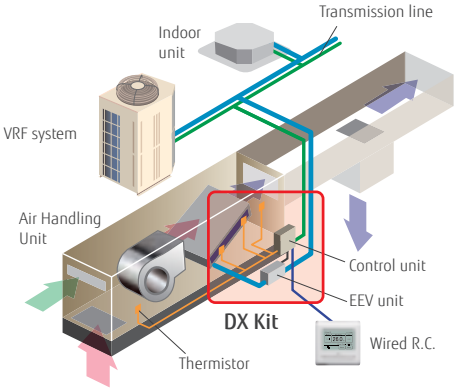

Supports a wide range of capacity classes

- 2 EEV units can be connected in parallel and up to 20 HP (50 kW) large capacity units. (Separation Tube of UTP-LX180A is required.)
- Connectable capacity range: 5 kW to 50 kW

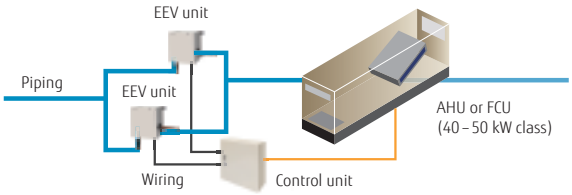

A variety of controls to match the application

Central control using our VRF controllers or central management controllers

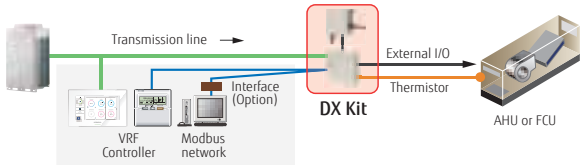

Central control from external controllers

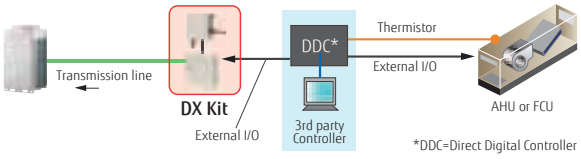

Functions Summary

Inputs

- ON/OFF
- Setting temperature
- Capacity demand
- Heating / Cooling operation mode
- Fault information

Outputs

- ON/OFF indication
- Fan ON/OFF indication
- Thermo ON/OFF indication
- Defrost indication
- Fault indication

MODBUS® Control

Possible to control via a MODBUS enabled BMS by using optional interface.

Installation Limitation

- Connectable VRF Series: All VRF Series
- Connectable DX Kit system capacity range: 50 to 100% of the outdoor unit capacity
- Connectable DX Kit system capacity range with indoor units: 30% or less of the outdoor unit capacity
- Max. wiring length from control unit: 10 m
- Max. piping length between EEV unit and indoor unit: 5 m
- Outdoor installation: Control unit (IP54 class) and EEV unit can be installed at an outdoor space.

For 2 EEV units connection (option)
Separation Tube: UTP-LX180A

Connectable capacity

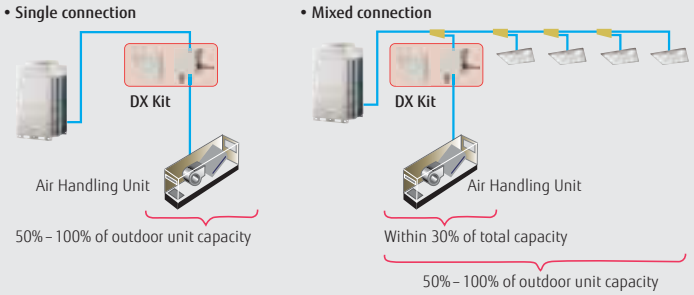

Piping and wiring length

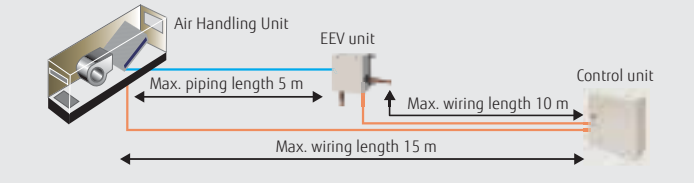

Control unit: UTY-VDGX
EEV unit: UTP-VX30A / UTP-VX60A / UTP-VX90A



EEV unit
UTP-VX30A



EEV unit
UTP-VX60A



EEV unit
UTP-VX90A

Control unit
UTY-VDGX

Specifications

Connectable Capacity class			5.0 kW	6.3 kW	8.0 kW	10.0 kW	12.5 kW	14.0 kW	20.0 kW	25.0 kW	40.0 kW	50.0 kW
Capacity	Cooling	kW	5.6	6.3	8.0	10.0	12.5	14.0	22.4	25.0	40.0	50.4
	Heating		6.3	7.1	9.0	11.2	14.0	16.0	25.0	28.0	45.0	56.5

Control unit		UTY-VDGX
Power source	V/Ø/Hz	230/1/50
Dimensions (H × W × D)	mm	400 × 400 × 120

EEV unit		UTP-VX30A	UTP-VX60A	UTP-VX90A	UTP-VX90A×2
Connection pipe diameter (Liquid)	mm	Ø9.53	Ø12.70	Ø12.70	Ø12.70
Dimensions (H × W × D)		160 × 220 × 90			

Note: Specifications are based on the following conditions.
Cooling: Indoor temperature of 27°CDB / 19°CWB, and outdoor temperature of 35°CDB / 24°CWB.
Heating: Indoor temperature of 20°CDB / (15°CWB), and outdoor temperature of 7°CDB / 6°CWB.
Pipe length: 7.5 m Voltage : 230 [V].

DX Kit

for Air Handling Application

for Single Split Outdoor Unit

This kit enables other manufacturers air handling units (AHU) and fan coil units (FCU) to be incorporated into a Fujitsu General Split outdoor unit.

Flexible connectivity

This kit is a control unit to allow connection to third party manufacturer equipment. Fujitsu General single split outdoor units can be used with this control unit, creating an ideal solution when a unique air handling unit is required.

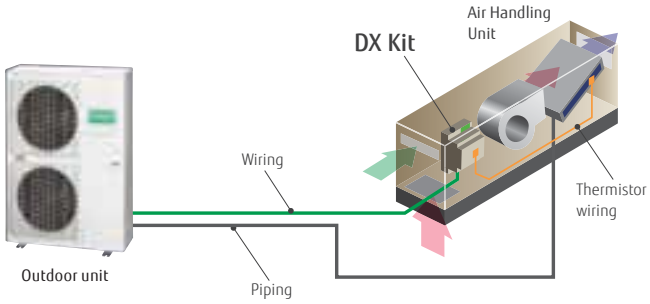

Supports a wide range of capacity class

Connectable large capacity range: 3.5 kW ~ 22.0 kW (Nominal)

Operation from anywhere on your mobile device

Available to use operation and management from remote control such as Smartphones and Tablets

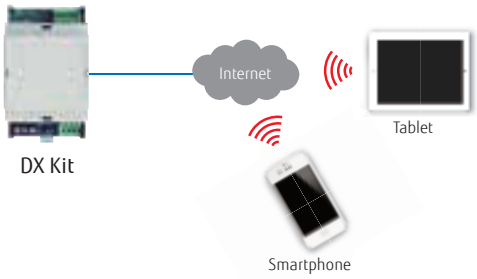

Functions Summary

Inputs

- ON/OFF
- Heating/Cooling operation mode
- Capacity demand (analogue 0-10 V)
- Heat exchanger temperature

Outputs

- Status of Compressor, Defrost, Error (Potential free relays)
- LED status indication

Wireless LAN Control

Wireless LAN control with cloud connectivity enables safe remote monitoring and control from anywhere.

Easy installation

- Simple installation through compact DIN rail mountable enclosure
- No need for expansion devise
- No separate external power required



VENTILATION

Model: UTY-XDZX

Specifications

BTU			12	14	18	24	30	36	45	54	60	72	90
Capacity (Nominal)	Cooling	kW	3.5	4.3	5.2	6.8	8.5	9.4	12.1	13.3	15.0	19.0	22.0
	Heating		4.1	5.0	6.0	7.8	10.0	10.8	13.3	15.8	18.0	22.4	27.0

Model No.		UTY-XDZX
Power source	V/Ø/Hz	230/1/50
Dimensions (H × W × D)	mm	90.2 × 53.3 × 57.5
Weight	g	110

Note: Specifications are based on the following conditions.
Cooling: Indoor temperature of 27°CDB / 19°CWB, and outdoor temperature of 35°CDB / 24°CWB.
Heating: Indoor temperature of 20°CDB / (15°CWB), and outdoor temperature of 7°CDB / 6°CWB.
Pipe length: 5.0 m Voltage : 230 [V].

Light Commercial & Commercial

AIR HANDLING UNIT

EUROVENT CERTIFIED PERFORMANCE
www.eurovent-certification.com

FUJITSU GENERAL (Euro) GmbH participates in the ECP program for AHU.
Check ongoing validity of certificate:
www.eurovent-certification.com

System Overview

The Air handling applications for AIRSTAGE™ system is the Fujitsu general offer to the most demanding installations, where energy efficiency meets with the highest comfort.

The system is composed of AIRSTAGE™ outdoor unit from 10 to 54 HP and Air handling unit for civil and industrial buildings for thermo-ventilation and air conditioning purposes, covering air flow ranges from 4,300 to 18,100 m3/h and cooling capacities from 25 to 96 kW.

- For AHU control: AHU controller (Only For AHU)
- For mixed connection control: System controller, or 3rd party controller with Modbus convertor

NEW

AHU

AIR HANDLING UNIT

The Advantages of the System

Full comfort

The system offers full comfort and air quality in the buildings providing clean treated air thanks to the advanced filtration and balanced temperature.

Easy design and installation

The system is Simple design and installation. No additional external kit is required as the Air Handling Unit includes DX Kit (Expansion valve and control PCB) AHU model selection is easy by using Selection Software.

Total solution concept

Integrating an Air Handling Unit into the total building climate system simplifies both design and installation procedures based on a single common technology. From project follow-up to installation, commissioning and maintenance, all procedures are simplified. There is a requirement for not more than one installer.

AIRSTAGE™ Lineup

Fujitsu General provides multi air conditioning systems for buildings AIRSTAGE™ Series matched to the size and application of the property.

Capacity (kW)		28.0	33.5	40.0	45.0	50.4	55.9	61.5	67.0	73.5	78.5	85.0
HP		10	12	14	16	18	20	22	24	26	28	30
J-IVL Series		AJH090 LELBH	AJH108 LELBH	AJH126 LELBH	AJH144 LELBH	AJH162 LELBH						
V-III Series Heat Pump	Space Saving Set Model	AJH090 LALBH	AJH108 LALBH	AJH126 LALBH	AJH144 LALBH	AJH162 LALBH	AJH180 LALBH	AJH198 LALBH	AJH216 LALBH	AJH234 LALBH	AJH252 LALBH	AJH270 LALBH
	Energy Efficiency Set Model				AJH144 LALBHH	AJH162 LALBHH	AJH180 LALBHH		AJH216 LALBHH	AJH234 LALBHH	AJH252 LALBHH	AJH270 LALBHH

AIRSTAGE™ J-IVL

for Small Office

Fujitsu General provides air conditioning systems for a wide range of applications from small office buildings and stores to large houses.

90.0	95.0	100.5	107.0	112.0	118.5	123.5	130.0	135.0	140.0	145.0	150.0
32	34	36	38	40	42	44	46	48	50	52	54
AJH288 LALBH	AJH306 LALBH	AJH324 LALBH	AJH342 LALBH	AJH360 LALBH	AJH378 LALBH	AJH396 LALBH	AJH414 LALBH	AJH432 LALBH	AJH450 LALBH	AJH468 LALBH	AJH486 LALBH
AJH288 LALBHH	AJH306 LALBHH	AJH324 LALBHH	AJH342 LALBHH	AJH360 LALBHH	AJH378 LALBHH	AJH396 LALBHH	AJH414 LALBHH				

AIRSTAGE™ V-III

for Large Office

Smart and cutting edge design. Extensive line-up from 10 HP to 54 HP in 2 HP increment. Connectable indoor unit capacity ratio up to 100%

Air Handling Units Overview

AHU is the range of Air Handling Units for civil and industrial buildings for thermo-ventilation and air conditioning purposes, designed to be connected with AIRSTAGE™ Series Outdoor units.
Units are available in different models and several additional modular sections to meet all installation needs, with air flow ranges varying from 4,300 to 18,100m³/h and covering a cooling capacity from 25 to 96kW.

AHU is made of extruded aluminium profiles and nylon angle bars. The "sandwich-type" double-skin panels (50 mm thick) with galvanised sheets, externally pre-painted, and thermal insulation in high density polyurethane foam are fastened on the units by means of an aluminium snap-in locking system.

AHU fan section is equipped with EC Inverter Plug-Fans and is provided with Automatic Regulation Control Systems for Constant Air Flow and Constant Available Static Pressure. An electronic device with pressure sensors on the system and control sensors on EC Plug-Fans adjust the flow rate and the available static pressure to keep the air flow constant.



Fan section

Air inlet sections

Filters section

5 configurations are Available

Configuration A
In line with Front Damper
For fresh air operation up to 100% external air

Configuration B
In line with Top Inlet Damper
For fresh air operation up to 100% external air

Configuration C
In line with Inlet Mixing Box
For fresh air operation up to 20% external air

Configuration D
Double Deck with Cross-Flow Heat Exchanger

Configuration E
Double Deck with Heat Wheel

Coil section including built-in expansion valve with PCB control

Electrical heating section

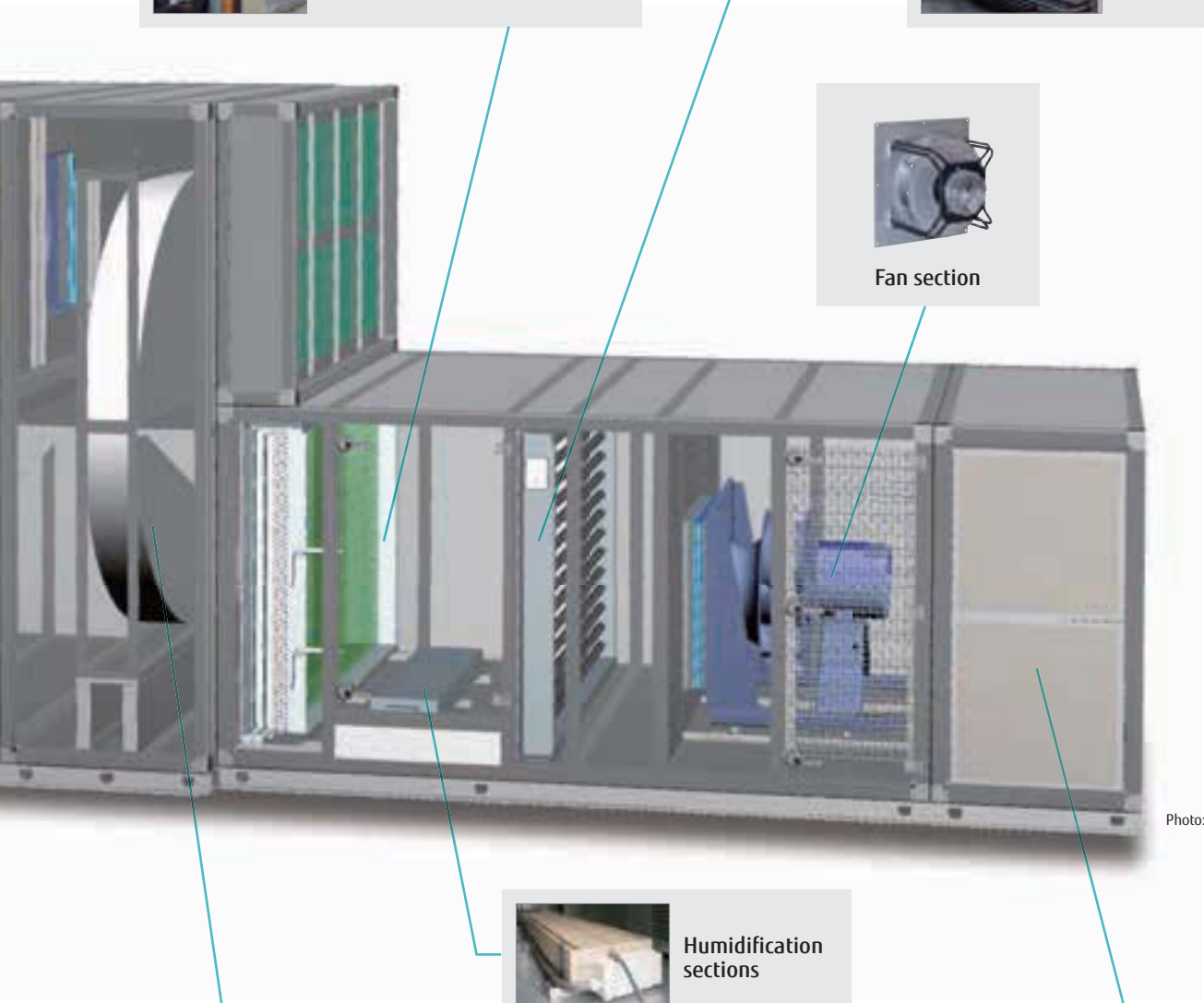

Fan section

Photo: Configuration E

Humidification sections

Heat recovery
Cross flow type

Heat recovery
Heat wheel type

Sound attenutor sections

Feature

Photo: Configuration C

Structure

Section of extruded profile 62 × 62 mm (SNAP-IN system)

- The Air Handling Units are manufactured with bearing framework and sandwich paneling.
- The frame is made of extruded anticorodal aluminium alloy profiles of AlMgSi 0,5- UNI 9006/1 type.

Mechanical characteristics of extruded aluminium alloy

Denomination	Specific weight (kg/dm^3)	Unitary load of traction break R (kg/mm^2)	Yielding load S (0,2) (kg/mm^2)	Stretch (%)	Brinell hardness (kg/mm^2)
ANTICORODAL 050 UNI 9006/1 EX UNI 3569 (6060) ISO = Al Mg Si 0.5	2,70	20 ÷ 23	16 ÷ 20	12 ÷ 15	60 ÷ 70

Profile

- The exclusive bearing structure made by Fujitsu General, having actual dimension of 62 x 62 mm, uses the lock panel system in aluminium (SNAP-IN system). This system permits to reach paneling tightnesses beyond 2500 Pa (10 in WG), because of the homogeneity of the pressure over the paneling perimeter, not achievable with the traditional system (selfdrilling screw fastening). This profile doesn't require the aid of internal and external screws, giving therefore a solider and aesthetically more pleasant appearance.
- Because of the dimensions of the profile, the used panel has actual dimensions of 50 mm.
- The profile hasn't got external sharp edges, as foreseen by the safety and accident-prevention rules in force.
- Air Handling Units are certified for the highest performance standards.

ErP LOT6 - 2018

- Fujitsu General units and all internal components are compliant to ErP EcoDesign 2018 LOT6 Regulation.
- Fujitsu General units comply with UNI EN 1886 European Regulation about thermal and mechanical performance.

(Unit : mm)

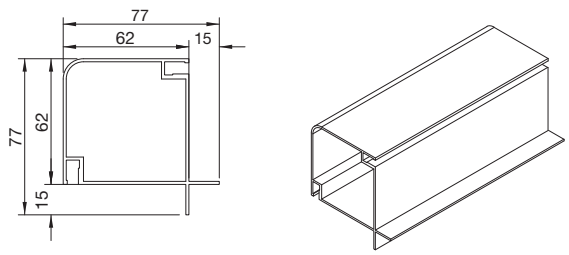

Panelling

The panelling is double skin sandwich type made of galvanized sheet, with polyurethane foam insulation of minimum density 45 kg/m3, actual thickness: -50 mm

Panels are made as follows:

Inner skin: Hot dipped galvanized sheet (galvanization not less than 140 g/m^2), 5/10 mm thick.

Insulation: Rigid polyurethane foam minimum density 45 kg/m^3, thermal conductivity 0,018 ÷ 0,024 w/m^2 °c.

Outer skin: Hot dipped pre-painted galvanized sheet (galvanization not less than 140 g/m^2), 6/10 mm thick.

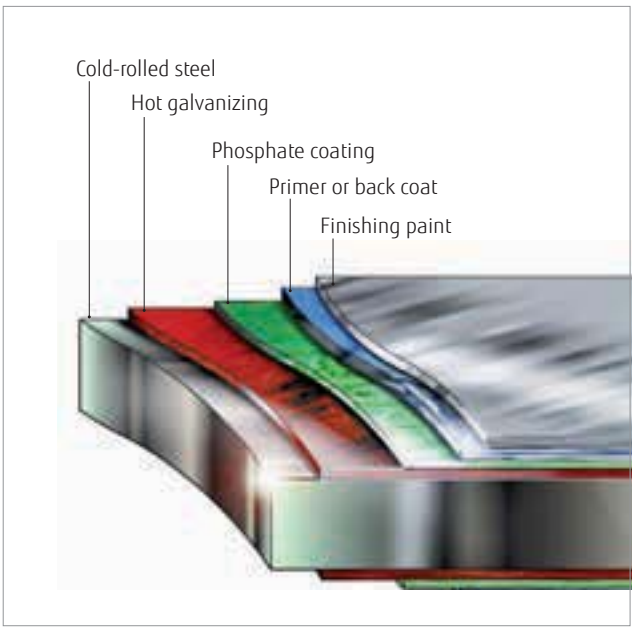

PRE-PAINTED GALVANIZED STEEL SHEET

Steel Sheet Features

Hot dipped galvanized steel sheet type Fe P02 GZ 140 UNI En 10142 with galvanization not less than 140 g/m^2. The thickness is 6/10 mm.

Pre-painted steel sheet 6/10 mm thick with base support made of hot dipped galvanized steel (galvanization not less than 140 g/m^2) EURONORM 142-79 and coating, colour white-grey for a special resistance to weathering. The protective system consists of a dry film of 25 µm on the exposed skin and of a dry film of 5 µm on the non-exposed skin.

Hardness of film: F on the Koh - i - Noor's scale.

Other chemical-physical characteristics:

- Resistance beyond 250 h in salty mist (ECCA T8)
- Resistance beyond 1000 h in high humidity conditions (ASTM D 714)
- Film resistance to the cleaving and adhesion after bending (ECCA T7).

A self-adhesive PVC film is laid on the steel sheet exposed surface in order to avoid damages during the manufacturing procedures and transport.

Baseframe

The bearing baseframe is made of galvanized steel with pressure bent, bolted or welded profile, according to the configuration of the unit.

It is arranged for the sections lifting and suitable for water piping passage and drain.

Perimeter baseframes heights and profiles are dimensioned as follows: H = 100 mm with bolted C profile for all units

The baseframes of all the above solutions are made of galvanized steel sheet with minimum thickness 2.0 mm.



SECTION VIEW.
The baseframe is flush with the panelling

Covering Roof (TT - Accessory)

•All units that must be positioned outside or generally speaking are exposed to the weather may be equipped with a hot galvanized steel sheet roof (galvanization not less than 140 g/m2) as accessory element.
•The roof overhang with regard to the unit outer dimensions is of about 100 mm.
•All roof corners are equipped with accident prevention corners protections.

Filtration

Plate Filters COARSE 55%

Plate filters filter the air at a low and medium efficiency.

- Plate filters are commonly used as prefilters in order to keep a longer efficiency of filters installed downstream.
- Plate filters are installed on guides fastened inside the unit. In this case the air by-pass is minimum.

Plate filters are highly used because of the following features

- Easy removal
- Easy availability on spare parts market
- Regenerability (they can be washed with warm water and soap or common domestic detergents).

Plate filters are made of

- Galvanized steel sheet frame 48 mm th.
- Support containing net made of galvanized electrowelded wire
- Filtering stuff made of synthetic fiber with filtration efficiency COARSE 55%.

Filtration

Bag Filters ePM1 50%

N.B. ePM1 50% bag filters are mandatory for ECODESIGN ErP 2016 compliance

Bag filters have the characteristic of giving a wide filtering area thanks to their bag shape and therefore they highly reduce the crossing air speed.

The bags are installed on galvanized slides for side extraction. This filtering section includes the access door.

Soft bag filter features

- Efficiency, ePM1 50%
- Depth 287 mm
- Fiberglass filtering stuff
- Galvanized steel sheet frame
- 80% of the material is recyclable
- Limit relative humidity 100%.

Thermal Exchange Sections

DX Coil

The section consists of

- DX coil with copper tubes and aluminium fins, specifically designed to guarantee an high thermal exchange and an excellent ratio between sensible and latent heat;
- One distributor and one electronic expansion valve for each circuit connected to its control PCB, which is located in close proximity to avoid every possible interference, immunity and electromagnetic disturbance problems;
- Temperature probes installed at the front, at the rear and in the middle of the coil provide the data to the control PCB, which consequently determines the opening of the electronic expansion valve, depending on the work point and the set point;

On multi-module units the cooling circuits are interlaced to guarantee a full exploitation of the exchange surface and air treated uniformity also at partial loads. The section includes the PCB control.

Thermal Exchange Sections

Electrical Heating

Electrical heating section is used for the execution of heating and post-heating treatment

They are manufactured as follows

- galvanized steel sheet flanged containing frame
- finned steel tubular heaters on base insulators
- safety fix thermostat with manual reset
- electrical heating is foreseen for 3-Stage 400V/3P/50 up to 36 kW capacity.

Fan Section

EC Inverter Plug-Fan

The fan section is equipped with EC Inverter Plug-Fan.

- The EC Inverter Plug-Fans are managed by an electronic control adjusting fans rotational speed to adapt air flow and static pressure to the system capacity. They supply a variable air flow according to the requested thermal load, providing important benefits in terms of energy consumption and low noise operation especially when the unit is operating at partial load.
- The EC Inverter Plug-Fans can be set to different working conditions, according to the unit needs, directly on site through the control panel installed on the Electrical Board section.
- Compared to traditional Plug-Fans, thanks to EC Inverter technology the overall efficiency and acoustic behaviour of the fans has been significantly improved. The blade geometry with a diagonal trailing edge has positive effects on the aerodynamic performance and on the running smoothness of the fans. The same is true for the implemented nozzle contour.
- The overall dimension of the section can be kept at minimum thanks to the fan dimension: the EC motor is integrated directly in the impeller. A belt drive between the motor and the fan, which is commonly used otherwise, is not necessary. This reduces the required installation volume and the associated installation effort.
- The EC Plug-Fans significantly exceed the ErP 2015 norm and the requirements of energy efficiency class A+ stated in German manufacturer's association RLT Directive 01, "General Requirements for Ventilation and Air-conditioning Devices".
- AHU fan section equipped with EC Inverter Plug-Fans is provided with the Automatic Regulation Control Systems for Constant Air Flow and Constant Available Static Pressure. An electronic device with pressure sensors on the system and control sensors on EC Plug-Fans adjust the flow rate and the available static pressure to keep the air flow constant.

Humidifier

Electrode humidifiers specifically designed for installation inside air handling units.

- The humidifier is constituted by two parts connected together electrically: the hydraulic part and the control unit based on a microprocessor board. The hydraulic part is completely inserted into the AHU, lying on the condensate drain tank immediately downstream of the cooling coil.
- The control is fully integrated in the microprocessor installed aboard the AHU.
- The hydraulic boiler is made up of plastic polypropylene "channel" having a section of 33 cm x 16 cm height, and having a length proportional to the width of the AHU. Inside the boiler are arranged longitudinally the stainless steel electrodes, connected to the power supply phases and easily removable The lid is made of plastic sections with slope, so as to allow any condensation that falls by gravity into the boiler in order to avoid power losses.
- Between the plastic sections is obtained a narrow longitudinal slot which allows the output of the steam produced, that meets the air for the whole length of the AHU section.
- This solution prevents the formation of condensate in the pipes and also prevents any increase in steam pressure in the boiler due to blockages in the pipes conveying steam.

On one side of the kettle (the easiest to access once installed) you have the body of hydraulic management of the system

- Maximum water level sensor
- Draining bloc the draining bloc has been specially designed to empty the tank from water and limestone pieces without having to block and having to be able to work without pressure.

A electronic rotation sensor, rigidly grafted on the pivot motor, communicating with the microprocessor which manage the correct operation and shown in the display any faults that may appear.

Heat Recovery Section

Cross Flow Heat Recovery

The recovery unit efficiency has values up to 85%.

- The fixed plates static recovery units are air to air type, without moving parts, therefore working in a reliable and safe way. The air movement is in a crossed flow with heat transfer directly from higher temperature flow to the lower temperature one. The recovery unit efficiency has values up to 85%.
- This type of heat exchanger is made of pressed aluminium sheets, housed in a variable spacing depending on the use type.
- Sealings are made along the edges in order to prevent contamination on renewal air from polluting agents contained in exhaust air.

The normal supply foresees

- Recovery units with aluminium fins
- Cell prefilters COARSE 55% type (85% eff.) on fresh air side
- Galvanized steel sheet drain pan to collect possible condensation.

Heat Recovery Section

Heat Wheel Recovery Units

The working principle is the following

- The exhaust air crosses half circular rotor sector and gives part of its heat to the metallic mass. This, slowly wheeling, is invested from cold renewal air crossing in counterflow the other half of the exchanger, taking the heat given from the exhaust air. When rotor is hygroscopic type, also humidity contained into the exhaust air will be partially transferred to the renewal air.
- The words "warm air" and "cold air" of the above description are valid for winter working cycle; in summer cycle the functions of transfer and absorption of heat and humidity are evidently inverted.

Usually these type of recovery units are made as follows

- aluminium rotor
- galvanized steel sheet frame
- constant speed electric gearmotor

Dimensions

Configurations A

1

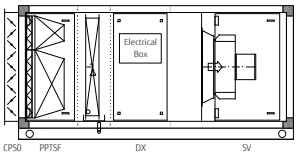

2

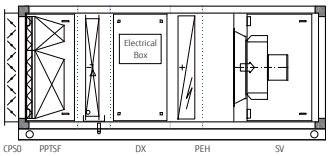

3

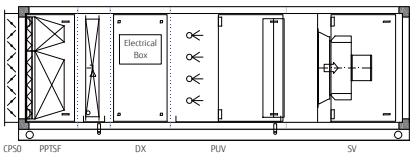

4

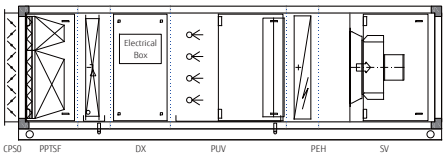

Model name	Config.	H (mm)	W (mm)	L (mm)	kg	L (with silencer) (mm)
AHHA025GWAA	1	1,064	1,154	2,619	611	3,529
AHHA025GWAB	2	1,064	1,154	3,109	679	4,019
AHHA025GWAC	3	1,064	1,154	2,619	629	3,529
AHHA025GWAD	4	1,064	1,154	3,109	697	4,019
AHHA040GWAA	1	1,199	1,354	2,749	844	3,659
AHHA040GWAB	2	1,199	1,354	3,319	931	4,229
AHHA040GWAC	3	1,199	1,354	2,749	865	3,659
AHHA040GWAD	4	1,199	1,354	3,319	952	4,229
AHHA048GWAA	1	1,309	1,574	2,749	921	3,659
AHHA048GWAB	2	1,309	1,574	3,319	1,023	4,229
AHHA048GWAC	3	1,309	1,574	2,749	944	3,659
AHHA048GWAD	4	1,309	1,574	3,319	1,046	4,229
AHHA080GWAA	1	1,544	2,074	3,189	1,542	4,099
AHHA080GWAB	2	1,544	2,074	3,839	1,701	4,749
AHHA080GWAC	3	1,544	2,074	3,189	1,570	4,099
AHHA080GWAD	4	1,544	2,074	3,839	1,729	4,749
AHHA096GWAA	1	1,789	2,250	3,189	1,691	4,099
AHHA096GWAB	2	1,789	2,250	3,839	1,869	4,749
AHHA096GWAC	3	1,789	2,250	3,189	1,724	4,099
AHHA096GWAD	4	1,789	2,250	3,839	1,899	4,749

Configurations B

1

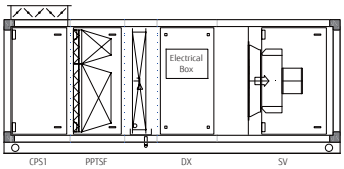

2

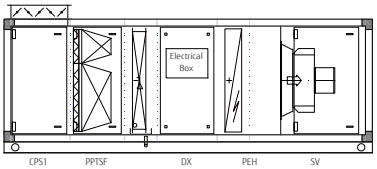

3

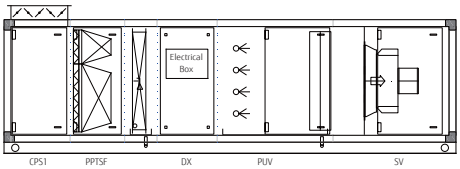

4

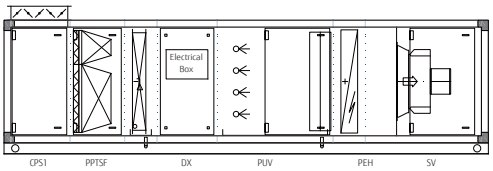

Model name	Config.	H (mm)	W (mm)	L (mm)	kg	L (with silencer) (mm)
AHHB025GWAA	1	1,179	1,154	2,854	628	3,764
AHHB025GWAB	2	1,179	1,154	3,344	696	4,254
AHHB025GWAC	3	1,179	1,154	2,854	646	3,764
AHHB025GWAD	4	1,179	1,154	3,344	714	4,254
AHHB040GWAA	1	1,314	1,354	3,084	873	3,994
AHHB040GWAB	2	1,314	1,354	3,654	960	4,564
AHHB040GWAC	3	1,314	1,354	3,084	894	3,994
AHHB040GWAD	4	1,314	1,354	3,654	981	4,564
AHHB048GWAA	1	1,424	1,574	3,084	953	3,994
AHHB048GWAB	2	1,424	1,574	3,654	1,055	4,564
AHHB048GWAC	3	1,424	1,574	3,084	976	3,994
AHHB048GWAD	4	1,424	1,574	3,654	1,078	4,564
AHHB080GWAA	1	1,659	2,074	3,624	1,591	4,534
AHHB080GWAB	2	1,659	2,074	4,274	1,749	5,184
AHHB080GWAC	3	1,659	2,074	3,624	1,619	4,534
AHHB080GWAD	4	1,659	2,074	4,274	1,777	5,184
AHHB096GWAA	1	1,904	2,250	3,724	1,760	4,634
AHHB096GWAB	2	1,904	2,250	4,374	1,936	5,284
AHHB096GWAC	3	1,904	2,250	3,724	1,790	4,634
AHHB096GWAD	4	1,904	2,250	4,374	1,966	5,284

Configurations C

1

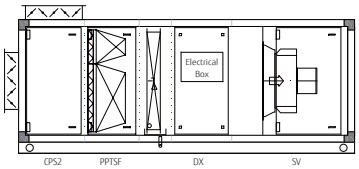

2

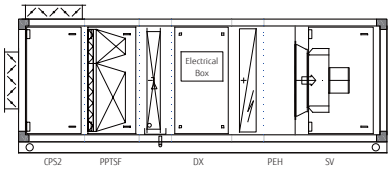

3

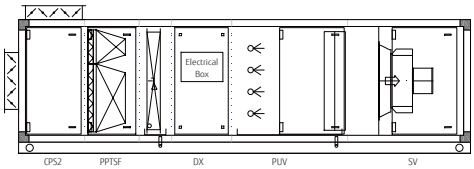

4

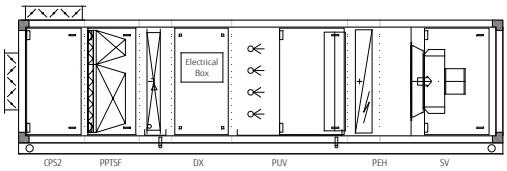

Model name	Config.	H (mm)	W (mm)	L (mm)	kg	L (with silencer) (mm)
AHHC025GWAA	1	1,179	1,154	2,969	650	3,879
AHHC025GWAB	2	1,179	1,154	3,459	718	4,369
AHHC025GWAC	3	1,179	1,154	2,969	668	3,879
AHHC025GWAD	4	1,179	1,154	3,459	736	4,369
AHHC040GWAA	1	1,314	1,354	3,199	899	4,109
AHHC040GWAB	2	1,314	1,354	3,769	986	4,679
AHHC040GWAC	3	1,314	1,354	3,199	920	4,109
AHHC040GWAD	4	1,314	1,354	3,769	1,007	4,679
AHHC048GWAA	1	1,424	1,574	3,199	980	4,109
AHHC048GWAB	2	1,424	1,574	3,769	1,082	4,679
AHHC048GWAC	3	1,424	1,574	3,199	1,003	4,109
AHHC048GWAD	4	1,424	1,574	3,769	1,105	4,679
AHHC080GWAA	1	1,659	2,074	3,739	1,624	4,649
AHHC080GWAB	2	1,659	2,074	4,389	1,782	5,299
AHHC080GWAC	3	1,659	2,074	3,739	1,652	4,649
AHHC080GWAD	4	1,659	2,074	4,389	1,810	5,299
AHHC096GWAA	1	1,904	2,250	3,839	1,799	4,749
AHHC096GWAB	2	1,904	2,250	4,489	1,975	5,399
AHHC096GWAC	3	1,904	2,250	3,839	1,829	4,749
AHHC096GWAD	4	1,904	2,250	4,489	2,005	5,399

Configurations D

1

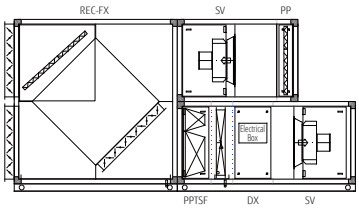

2

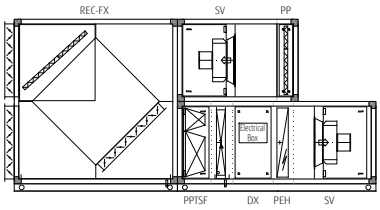

3

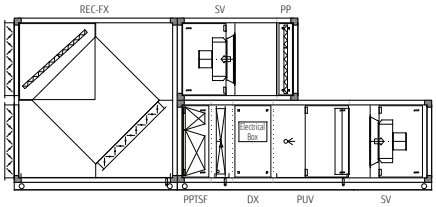

4

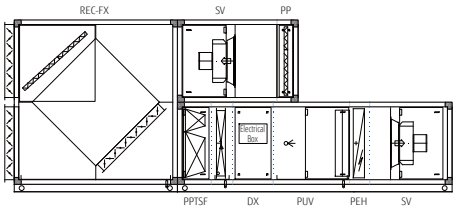

Model name	Config.	H (mm)	W (mm)	L (mm)	kg	L (with silencer) (mm)
AHHD025GWAA	1	2028/1064	1424/1154	4,311	1,259	5,221
AHHD025GWAB	2	2028/1064	1424/1154	4,801	1,327	5,711
AHHD025GWAC	3	2028/1064	1424/1154	4,311	1,277	5,221
AHHD025GWAD	4	2028/1064	1424/1154	4,801	1,345	5,711
AHHD040GWAA	1	2298/1199	1574/1354	4,871	1,750	5,781
AHHD040GWAB	2	2298/1199	1574/1354	5,441	1,837	6,351
AHHD040GWAC	3	2298/1199	1574/1354	4,871	1,771	5,781
AHHD040GWAD	4	2298/1199	1574/1354	5,441	1,858	6,351
AHHD048GWAA	1	2518/1309	1824/1574	4,871	1,978	5,781
AHHD048GWAB	2	2518/1309	1824/1574	5,348	2,080	6,258
AHHD048GWAC	3	2518/1309	1824/1574	4,778	2,001	5,688
AHHD048GWAD	4	2518/1309	1824/1574	5,348	2,103	6,258
AHHD080GWAA	1	2988/1544	2,074	6,161	3,361	7,071
AHHD080GWAB	2	2988/1544	2,074	6,811	3,520	7,721
AHHD080GWAC	3	2988/1544	2,074	6,161	3,389	7,071
AHHD080GWAD	4	2988/1544	2,074	6,811	3,548	7,721
AHHD096GWAA	1	3478/1789	2,250	6,451	3,849	7,361
AHHD096GWAB	2	3478/1789	2,250	7,008	4,025	7,918
AHHD096GWAC	3	3478/1789	2,250	6,451	3,879	7,268
AHHD096GWAD	4	3478/1789	2,250	7,008	4,055	7,918

Configurations E

1

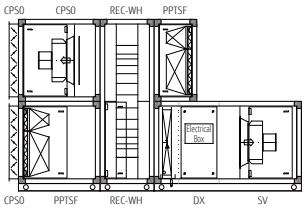

2

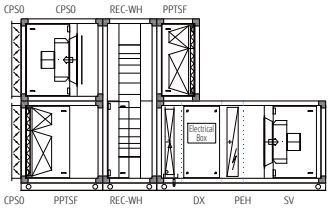

3

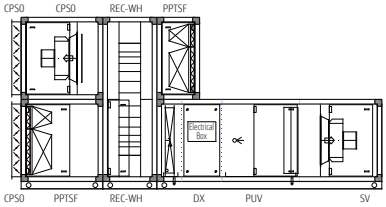

4

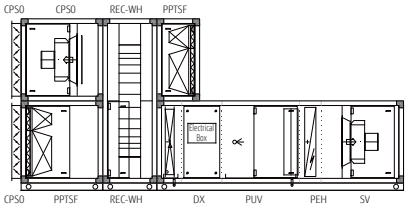

Model name	Config.	H (mm)	W (mm)	L (mm)	kg	L (with silencer) (mm)
AHHE025GWAA	1	2028/1064	1429/1154	3,813	1,150	4,723
AHHE025GWAB	2	2028/1064	1429/1154	4,303	1,226	5,213
AHHE025GWAC	3	2028/1064	1429/1154	3,813	1,168	4,723
AHHE025GWAD	4	2028/1064	1429/1154	4,303	1,244	5,213
AHHE040GWAA	1	2298/1199	1729/1354	4,073	1,571	4,983
AHHE040GWAB	2	2298/1199	1729/1354	4,643	1,658	5,553
AHHE040GWAC	3	2298/1199	1729/1354	4,073	1,592	4,983
AHHE040GWAD	4	2298/1199	1729/1354	4,643	1,679	5,553
AHHE048GWAA	1	2518/1309	1829/1574	4,073	1,696	4,983
AHHE048GWAB	2	2518/1309	1829/1574	4,643	1,798	5,553
AHHE048GWAC	3	2518/1309	1829/1574	4,073	1,719	4,983
AHHE048GWAD	4	2518/1309	1829/1574	4,643	1,821	5,553
AHHE080GWAA	1	2988/1544	2374/2074	4,953	2,753	5,863
AHHE080GWAB	2	2988/1544	2374/2074	5,603	2,912	6,513
AHHE080GWAC	3	2988/1544	2374/2074	4,953	2,781	5,863
AHHE080GWAD	4	2988/1544	2374/2074	5,603	2,940	6,513
AHHE096GWAA	1	3478/1789	2582/2250	4,953	3,035	5,863
AHHE096GWAB	2	3478/1789	2582/2250	5,603	3,211	6,513
AHHE096GWAC	3	3478/1789	2582/2250	4,953	3,065	5,863
AHHE096GWAD	4	3478/1789	2582/2250	5,603	3,241	6,513

Silencer PI

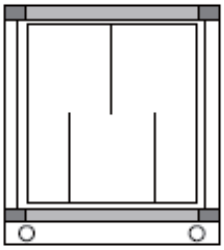

Connectable AHU model name	H (mm)	L (mm)	W (mm)	Kg
AHH* 025GWA*	1064	910	1154	209
AHH* 040GWA*	1199	910	1354	233
AHH* 048GWA*	1309	910	1574	274
AHH* 080GWA*	1544	910	2074	280
AHH* 096GWA*	1789	910	2250	444

Loose Accessories

Galvanized metal sheet roof

All units that must be positioned outside or generally speaking are exposed to the weather may be equipped with a hot-galvanized metal sheet roof (galvanization not less than 140 g/m^2) as accessory element.
The roof overhang with regard to the unit outer dimensions is of about 100 mm. All roof corners are equipped with accident prevention protections.

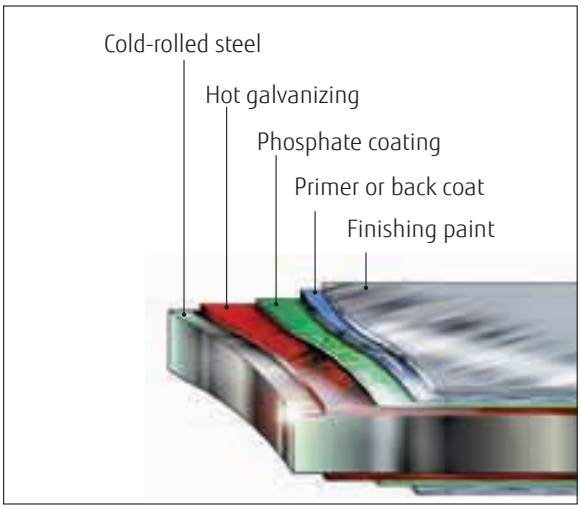

Total Pressure Drops Calculation

AHU units, being controlled by EC Inverter Plug-Fans, can satisfy a high range of required air flow rate and static pressure.

The EC Inverter Plug-Fans can be set to different working conditions, according to the unit needs, directly on site through the control panel installed on the Electrical Board section.

Procedure for selection

- Select the AHU model most suitable according the air volume.
- Check the air flow static pressure operating point on the curve of the chosen fan by crossing the required air flow rate with the value of the overall static pressure.

To calculate the total static pressure value refer to the Components Pressure Drop table and add the net static pressure required for the plant.

Components Pressure Drop table

ODU	AHU SIZE	MIN. NOM. MAX.	Airflow	Inlet damper (Config. A-E)	Inlet damper (Config. B-C)	COARSE 55% filters - supply	ePM1 50% filters	DX coil	Silencer	PHE + dampers + COARSE 55% filters- supply	PHE + damper -exhaust	COARSE 55% filters - exhaust (Config. D)	Heat wheel - supply	COARSE 55% filters - supply (Config. E)	ePM1 50% filters (Config. E)	Heat wheel - exhaust	COARSE 55% filters - exhaust (Config. E)	Exhaust damper (Config. E)	Humidifier	Electrical heater
			m³/h	Pa	Pa	Pa	Pa	Pa	Pa	Pa	Pa	Pa	Pa	Pa	Pa	Pa	Pa	Pa	Pa	Pa
10HP	025	MIN.	4,300	1	12	91	156	55	26	206	120	91	162	93	144	159	84	7	-	-
		NOM.	4,500	1	13	98	158	59	28	210	122	95	167	93	146	165	95	8	-	-
		MAX.	5,000	2	16	99	164	71	36	235	147	96	187	95	150	185	96	10	-	-
14HP	040	MIN.	5,000	1	4	91	138	37	4	154	70	91	116	89	135	114	91	4	-	-
		NOM.	7,200	2	13	87	149	68	10	240	145	87	172	93	144	169	94	8	-	-
		MAX.	8,000	2	16	96	153	82	12	243	165	96	193	94	147	190	96	9	-	-
18HP	048	MIN.	8,100	1	12	96	153	50	10	225	139	92	167	94	147	165	92	9	-	-
		NOM.	8,600	1	13	97	156	55	11	241	155	93	178	95	149	176	93	10	-	-
		MAX.	9,100	2	15	98	159	60	13	257	171	93	189	95	152	187	93	11	-	-
2X 14HP	080	MIN.	11,000	1	8	91	140	30	9	148	62	90	121	90	137	119	90	6	-	-
		NOM.	14,500	2	14	94	148	47	16	188	101	93	163	93	143	161	93	10	-	-
		MAX.	16,100	2	17	96	153	56	19	209	122	94	183	94	147	180	94	13	-	-
2X 18HP	096	MIN.	16,000	1	10	96	152	37	16	157	74	91	146	92	142	144	91	10	-	-
		NOM.	17,300	1	11	97	156	42	19	168	86	92	159	93	145	157	92	11	-	-
		MAX.	18,100	1	13	98	158	46	21	175	93	92	167	93	146	165	92	13	-	-

Fan Characteristic Curves

Fan type 400 mm

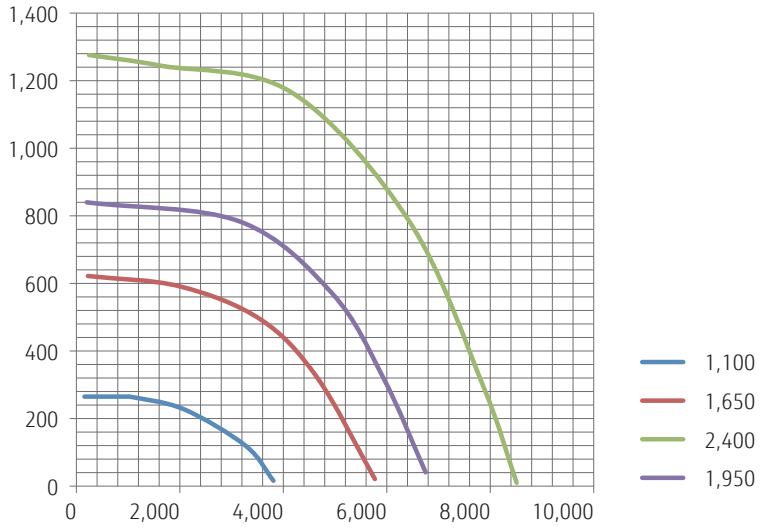

fan type	m³/h	Pa Total static pressure	W	n [1/min]	LwAin [dB]	LwAout [dB]
400 mm	156	265	124	1100	63	71
400 mm	334	265	134	1100	63	70
400 mm	1002	265	187	1100	62	69
400 mm	1025	265	181	1100	62	69
400 mm	2072	228	234	1100	58	66
400 mm	3275	119	224	1100	62	69
400 mm	3809	16	173	1100	69	74
400 mm	223	622	352	1650	75	82
400 mm	2005	591	642	1650	72	79
400 mm	3564	493	767	1650	68	75
400 mm	4656	321	708	1650	71	77
400 mm	5770	21	487	1650	79	83
400 mm	200	840	509	1950	79	86
400 mm	3163	783	1154	1950	74	81
400 mm	4946	570	1223	1950	74	80
400 mm	5948	316	1027	1950	78	83
400 mm	6750	41	773	1950	83	87
400 mm	245	1276	921	2400	85	92
400 mm	1649	1244	1497	2400	86	92
400 mm	4163	1165	2223	2400	81	87
400 mm	6438	783	2237	2400	81	87
400 mm	7864	296	1738	2400	86	91
400 mm	8510	10	1389	2392	89	93

Fan type 560 mm

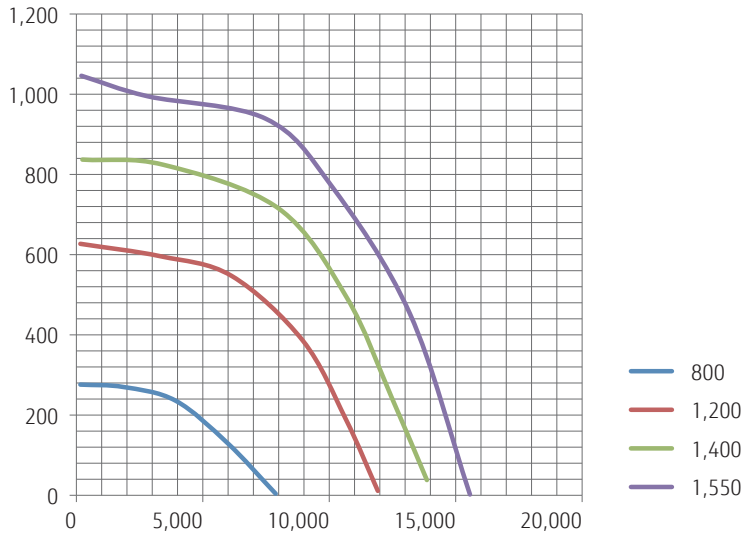

fan type	m³/h	Pa Total static pressure	W	n [1/min]	LwAin [dB]	LwAout [dB]
560 mm	158	276	209	800	65	72
560 mm	1861	270	345	800	65	71
560 mm	3921	236	438	800	61	67
560 mm	5980	130	452	800	62	67
560 mm	7881	4	313	800	69	74
560 mm	158	627	591	1200	77	83
560 mm	3327	596	1164	1200	75	82
560 mm	6139	547	1471	1200	71	77
560 mm	8950	386	1473	1200	72	78
560 mm	10653	190	1212	1200	76	82
560 mm	11921	11	936	1200	80	85
560 mm	238	837	901	1400	80	87
560 mm	3446	824	1743	1400	80	87
560 mm	8000	715	2403	1400	75	81
560 mm	10693	493	2260	1400	76	82
560 mm	12475	243	1859	1400	80	86
560 mm	13861	38	1521	1400	85	89
560 mm	198	1046	1210	1550	84	90
560 mm	2812	995	2086	1550	84	91
560 mm	7485	939	3131	1550	78	84
560 mm	10059	774	3249	1550	77	84
560 mm	13188	453	2901	1550	82	88
560 mm	15564	2	1948	1550	91	94

Fan type 710 mm

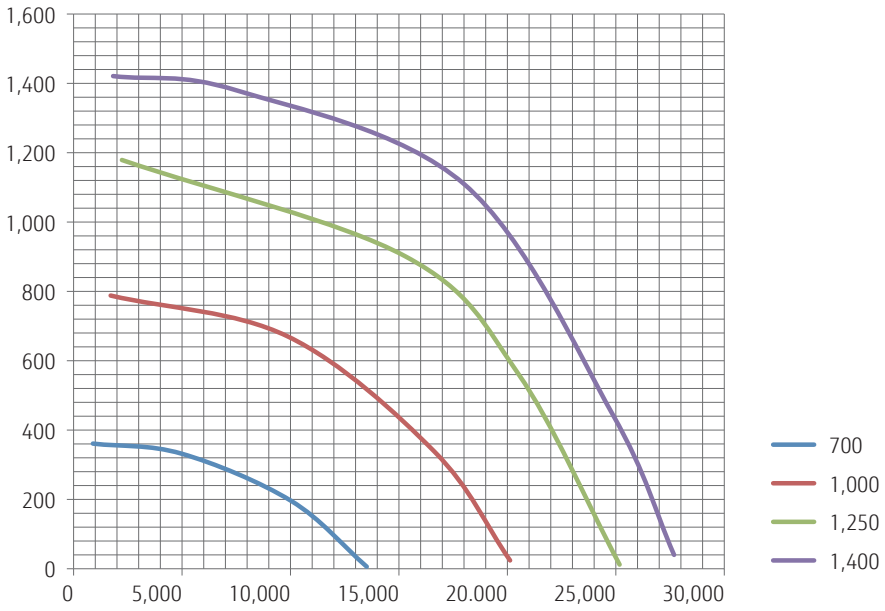

fan type	m³/h	Pa Total static pressure	W	n [1/min]	LwAin [dB]	LwAout [dB]
710 mm	891	361	744	700	71	77
710 mm	4975	332	1290	700	69	74
710 mm	10025	196	1427	700	69	75
710 mm	13515	6	880	700	77	83
710 mm	1708	788	1693	1000	81	88
710 mm	9876	670	3179	1000	77	83
710 mm	16634	338	3084	1000	80	86
710 mm	20124	24	2177	1000	87	93
710 mm	2228	1179	3015	1250	87	94
710 mm	15297	901	6054	1250	83	89
710 mm	20495	563	5794	1250	86	92
710 mm	25173	12	3857	1250	92	98
710 mm	1821	1421	3716	1400	89	96
710 mm	7500	1380	5851	1400	89	95
710 mm	17996	1110	8301	1400	86	92
710 mm	24855	445	6916	1400	91	98
710 mm	27685	40	5271	1400	95	101

Specifications

		Configuration A-B-C				
Model FG		025	040	048	080	096
Model name		AHHA025GWA* AHHB025GWA* AHHC025GWA*	AHHA040GWA* AHHB040GWA* AHHC040GWA*	AHHA048GWA* AHHB048GWA* AHHC048GWA*	AHHA080GWA* AHHB080GWA* AHHC080GWA*	AHHA096GWA* AHHB096GWA* AHHC096GWA*
Casing						
Material		Outer skin in 0.6 mm pre-painted galvanized sheet; inner skin in 0.6 mm galvanized sheet				
Insulation		PU foam, 50 mm thickness, 45 kg/m³				
Performances						
Cooling capacity	kW	25	40	48	78	96
Heating capacity	kW	31.5	45	50	81.5	100
Available static pressure	Pa	200	200	200	200	200
Power supply	V/Ph/Hz	400/3/50	400/3/50	400/3/50	400/3/50	400/3/50
Air flow						
Max.	m³/h	5000	8000	9100	16100	18100
Rated	m³/h	4500	7200	8600	14500	17300
Min.	m³/h	4300	5000	8100	11000	16000
Cross flow heat recovery						
Efficiency (*)	%	—	—	—	—	—
DX Coil						
Rows	n°	4				
Coil type		25x22 - 3/8"				
Coil duty		Cooling - Heating				
Fluid		R410A				
Pipes material		Copper				
Fins material		Aluminium				
Electrical heating						
Stages	n°	3				
Heating capacity	kW	9	15	18	30	36
Humidifier						
Fix steam capacity	kg/h	15	25	30	45	60
Fan						
Type		EC Plug Fan				
Motor data	mm	400	560	560	710	710
	kW	2.4	3.4	3.4	7.3	7.3
Thermal transmittance of the casing(TT) class		T3	T3	T3	T3	T3
Thermal bridging factor(TBF) class		TB3	TB3	TB3	TB3	TB3
Casing strength(CS) class		D2(M)	D2(M)	D2(M)	D2(M)	D2(M)
Casing air leakage(CAL) class@-400Pa		L2(M)	L2(M)	L2(M)	L2(M)	L2(M)
Casing air leakage(CAL) class@+700Pa		>L3(M)	>L3(M)	>L3(M)	>L3(M)	>L3(M)
Filter bypass leakage (FBL) class		F9(M)	F9(M)	F9(M)	F9(M)	F9(M)

(*) at rated air flow

Model FG	
Model name	
Casing	
Material	
Insulation	
Performances	
Cooling capacity	kW
Heating capacity	kW
Available static pressure	Pa
Power supply	V/Ph/Hz
Air flow	
Max.	m³/h
Rated	m³/h
Min.	m³/h
Heat recovery	
Efficiency (*)	%
DX Coil	
Rows	n°
Coil type	
Coil duty	
Fluid	
Pipes material	
Fins material	
Electrical heating	
Stages	n°
Heating capacity	kW
Humidifier	
Fan	
Type	
Motor data	mm
	kW
Thermal transmittance of the casing(TT) class	
Thermal bridging factor(TBF) class	
Casing strength(CS) class	
Casing air leakage(CAL) class@-400Pa	
Casing air leakage(CAL) class@+700Pa	
Filter bypass leakage (FBL) class	

	Configuration D					Configuration E				
	025	040	048	080	096	025	040	048	080	096
	AHHD025GWA*	AHHD040GWA*	AHHD048GWA*	AHHD080GWA*	AHHD096GWA*	AHHE025GWA*	AHHE040GWA*	AHHE048GWA*	AHHE080GWA*	AHHE096GWA*
	Outer skin in 0,6 mm pre-painted galvanized sheet; inner skin in 0,6 mm galvanized sheet					Outer skin in 0,6 mm pre-painted galvanized sheet; inner skin in 0,6 mm galvanized sheet				
	PU foam, 50 mm thickness, 45 kg/m³					PU foam, 50 mm thickness, 45 kg/m³				
	25	40	48	78	96	25	40	48	78	96
	31.5	45	50	81.5	100	31.5	45	50	81.5	100
	200	200	200	200	200	200	200	200	200	200
	400/3/50	400/3/50	400/3/50	400/3/50	400/3/50	400/3/50	400/3/50	400/3/50	400/3/50	400/3/50
	5000	8000	9100	16100	18100	5000	8000	9100	16100	18100
	4500	7200	8600	14500	17300	4500	7200	8600	14500	17300
	4300	5000	8100	11000	16000	4300	5000	8100	11000	16000
	73.3	74.4	74.2	73.7	73.6	75.6	74.7	74.2	75.3	75.6
	4					4				
	25x22 - 3/8"					25x22 - 3/8"				
	Cooling - Heating					Cooling - Heating				
	R410A					R410A				
	Copper					Copper				
	Aluminium					Aluminium				
	3					3				
	9	15	18	30	36	9	15	18	30	36
	15	25	30	45	60	15	25	30	45	60
	EC Plug Fan					EC Plug Fan				
	2.4	3.4	3.4	7.3	7.3	2.4	3.4	3.4	7.3	7.3
	T3	T3	T3	T3	T3	T3	T3	T3	T3	T3
	TB3	TB3	TB3	TB3	TB3	TB3	TB3	TB3	TB3	TB3
	D2(M)	D2(M)	D2(M)	D2(M)	D2(M)	D2(M)	D2(M)	D2(M)	D2(M)	D2(M)
	L2(M)	L2(M)	L2(M)	L2(M)	L2(M)	L2(M)	L2(M)	L2(M)	L2(M)	L2(M)
	>L3(M)	>L3(M)	>L3(M)	>L3(M)	>L3(M)	>L3(M)	>L3(M)	>L3(M)	>L3(M)	>L3(M)
	F9(M)	F9(M)	F9(M)	F9(M)	F9(M)	F9(M)	F9(M)	F9(M)	F9(M)	F9(M)

(*) at rated air flow

Control System

AHU units include built-in electrical panel and expansion valve with PCB control. Set point is fixed via standard wired control.
The cooling load is determined by the air return temperature and set point on the wired control.

AHU Controller

UTY-TXUX

Features

- Easy to install. Control connects to AHU PLC.
- Able to install the control after building decoration.
- Mode lock function: user can lock the running mode of Air Handling Unit.

Easy Opration

The remote controller realized an intuitive operation feeling by touch panel operation.

Functions

- Schedule setting change
- Set temperature and humidity
- Ambient's name
- Alarms setting
- Event setting

Specifications

Model name		UTY-TXUX
Format	mm	120 × 86 × 25
Display		Display touch color 3.5" 320 × 240
Power supply		24 Vac - 24 Vac/dc
Analogue inputs		1 × Integrated NTC
Connectivity		RS485 - Modbus SL, USB Micro-B (debug and programming)
Operating temperature		0 – +50 °C

System Controller

UTY-APGXZ1 Software

Features

System Controller realizes the advanced integrated monitoring & control of VRF network system from small scale buildings to large scale buildings.

- Up to a maximum of 4 VRF network systems, 1,600 indoor units, and 400 outdoor units can be controlled.
- In addition to air conditioning precision control function, central remote control, electricity charge calculation, schedule management, and energy saving functions are strengthened and building manager and owner needs are met.

Max. Controllable
4 VRF network systems

Max. Controllable
400 outdoor units

Max. Controllable
1,600 indoor units

System Controller Lite

UTY-ALGXZ1 + UTY-PLGXX2 Software

Features

System Controller Lite has standard functions sufficient for air conditioner management in small and medium scale buildings.

- Up to a maximum of 1 VRF network system, 400 indoor units, and 100 outdoor units can be controlled.
- In addition to air conditioning precision control function, a variety of management software is available as an option to give customers a wide range of choice.

Max. Controllable
1 VRF network systems

Max. Controllable
100 outdoor units

Max. Controllable
400 indoor units

It is possible to perform centralized control to stop the operation of lighting and ventilation equipment in addition to air conditioners.
This is useful in energy saving management over the whole building.

Functions Summary

Function	Type		System controller		System controller lite				
			UTY-APGXZ1	Option UTY-PEGXZ1	UTY-ALGXZ1	Option UTY-PLGXR2	Option UTY-PLGXA2	Option UTY-PLGXE2	Option UTY-PLGXX2
System specification	Max. VRF networks supported		4	–	1	–	–	–	–
	Max. indoor unit / remote controller groups per VRF network		400	–	400	–	–	–	–
	Max. outdoor units per VRF network		100	–	100	–	–	–	–
	Max. indoor units / remote controller groups per System controller		1600	–	400	–	–	–	–
	Max. outdoor units per System controller		400	–	100	–	–	–	–
Site supervision	Multi site display		10	–	10	–	–	–	–
	Number of building / 1 site		20	–	–	–	–	–	–
	Number of floor per 1 site		200	–	–	–	–	–	–
	Number of floor per 1 building		50	–	–	–	–	–	–
	3D graphical layout view		●	–	–	–	–	–	–
	2D graphical layout view		●	–	–	–	–	–	–
	List display		●	–	●	–	–	–	–
	Tree display		●	–	●	–	–	–	–
	Group display		●	–	●	–	–	–	–
Error management	Error notification		●	–	●	–	–	–	–
	Audible alarm		●	–	●	–	–	–	–
	Error e-mail notification		●	–	●	–	–	–	–
History	Error history		●	–	●	–	–	–	–
	Operation history		●	–	●	–	–	–	–
	Control history		●	–	●	–	–	–	–
Operation control	Individual control	On/Off	●	–	●	–	–	–	–
		Operation mode*	●	–	●	–	–	–	–
		Room temperature	●	–	●	–	–	–	–
		Fan speed	●	–	●	–	–	–	–
		Air flow direction	●	–	●	–	–	–	–
		Economy mode	●	–	●	–	–	–	–
		Room temperature set point limitation	●	–	●	–	–	–	–
		Antifreeze	●	–	●	–	–	–	–
		Outdoor unit low noise setting	●	–	●	–	–	–	–
	Individual management	Remote control prohibition setting	●	–	●	–	–	–	–
		Temperature upper and lower limit setting	●	–	●	–	–	–	–
		Filter sign reset	●	–	●	–	–	–	–
	Other	Memory operation	●	–	●	–	–	–	–
		Pattern operation	●	–	●	–	–	–	–
Schedule	Annual Schedule		●	–	●	–	–	–	–
	Special day setting		●	–	●	–	–	–	–
	On / off per day		72	–	72	–	–	–	–
	On / off per week		504	–	504	–	–	–	–
	Day off		●	–	●	–	–	–	–
	Min. unit of timer setting (Minutes)		10	–	10	–	–	–	–
	Low noise mode Weekly schedule		●	–	●	–	–	–	–
Remote management	Web Operation		●	–	●	–	–	–	–
	Remote monitoring		●	–	–	●	–	–	–
	Remote operation control		●	–	–	●	–	–	–
	Remote function setting		●	–	–	●	–	–	–
Electricity charge apportionment	Apportionment charge/bill calculation		●	–	–	–	●	–	–
	Tenant (block) setting		●	–	–	–	●	–	–
	Common facilities apportionment setting		●	–	–	–	●	–	–
	Rated power consumption allotment setting		●	–	–	–	●	–	–
	Individual calculation at cooling and heating		–	●	–	–	●	–	–
	Electricity meter supported		–	●	–	–	●	–	–
Energy saving management	Indoor unit rotation		–	●	–	–	–	●	–
	Peak cut control		–	●	–	–	–	●	–
	Outdoor unit capacity save		–	●	–	–	–	●	–
	Record of energy saving operation		–	●	–	–	–	●	–
	Energy saving information		–	●	–	–	–	●	–
	Power consumption monitor		–	●	–	–	–	●	–
	Electricity meter supported			●		–	–	●	–
External Device Control	Monitor		●	–	–	–	–	–	●
	Control		●	–	–	–	–	–	●
Others	Database import/export		●	–	●	–	–	–	–
	Automatic clock adjustment		●	–	●	–	–	–	–
	Multi language		7 languages	–	7 languages	–	–	–	–
	Refrigerant leakage detection function		●	–	●	–	–	–	–
	Power shutdown		●	–	●	–	–	–	–

●●: Available. - : Not available.

Personal Computer System Requirements

The required PC specifications are shown in the following table.

	System Controller	System Controller Lite
Operating system	• Microsoft® Windows® 7 Home Premium (32-bit or 64-bit) SP1, Windows® 7 Professional (32-bit or 64-bit) SP1 • Microsoft® Windows® 8.1 (32-bit or 64-bit), Windows® 8.1 Pro (32-bit or 64-bit) • Microsoft® Windows® 10 Home (32-bit or 64-bit), Windows® 10 Pro (32-bit or 64-bit) [Supported languages] English, Chinese, French, German, Russian, Spanish, and Polish	
CPU	Intel® CoreTM i3 2 GHz or higher	
Memory	• 2 GB or more (for Windows® 7 [32-bit]) • 4 GB or more (for Windows® 7 [64-bit], Windows® 8.1, and Windows® 10)	
HDD	40 GB or more of free space	
Display	1024 × 768 or higher resolution	
Interface	• Ethernet port (for getting access to the Internet using LAN) or Modem (for getting access to the Internet using Public Telephone Line) • USB ports (Maximum of 6 ports) (Required only for the Server PC that works as VRF Controller) – Maximum of 2 USB ports are required for WHITE-USB-KEY/WibuKey connection – Maximum of 4 USB ports are required for Echelon® U10 USB Network Interface * Maximum number of required USB port depends on the applicable system configuration.	• Ethernet port (for getting access to the Internet using LAN) or Modem (for getting access to the Internet using Public Telephone Line) • USB ports (Maximum of 6 ports) (Required only for the Server PC that works as VRF Controller) – Maximum of 4 USB ports are required for WHITE-USB-KEY/WibuKey connection – 1 USB port is required for Echelon® U10 USB Network Interface * The maximum number of required USB port depends on the applicable system configuration.
Graphic accelerator	Microsoft® DirectX® 9.0c compatible	
Software	Adobe® Acrobat Reader® 9.0 or later	

• Echelon® U10 USB Network Interface – TP/FT-10 Channel (Model number: 75010R) (Required for each VRF Network.)

Packing List

Type	For System controller		For System controller Lite				
	System Controller	Option Energy manager	System Controller Lite	Option Remote access	Electricity charge apportionment	Energy saving	Central Control
Model name	UTY-APGXZ1	UTY-PEGXZ1	UTY-ALGXZ1	UTY-PLGXR2	UTY-PLGXA2	UTY-PLGXE2	UTY-PLGXX2
WHITE-USB-KEY	1	1	1	1	1	1	1

*1: Software protection key to be inserted in a USB slot running System Controller or System Controller Lite.
System Controller or System Controller Lite may only run on a PC with WHITE-USB-KEY. However, WHITE-USB-KEY is not required for remote VRF Explorer software.

Light Commercial & Commercial, Residential

CONTROL SYSTEM
& OPTIONAL PARTS

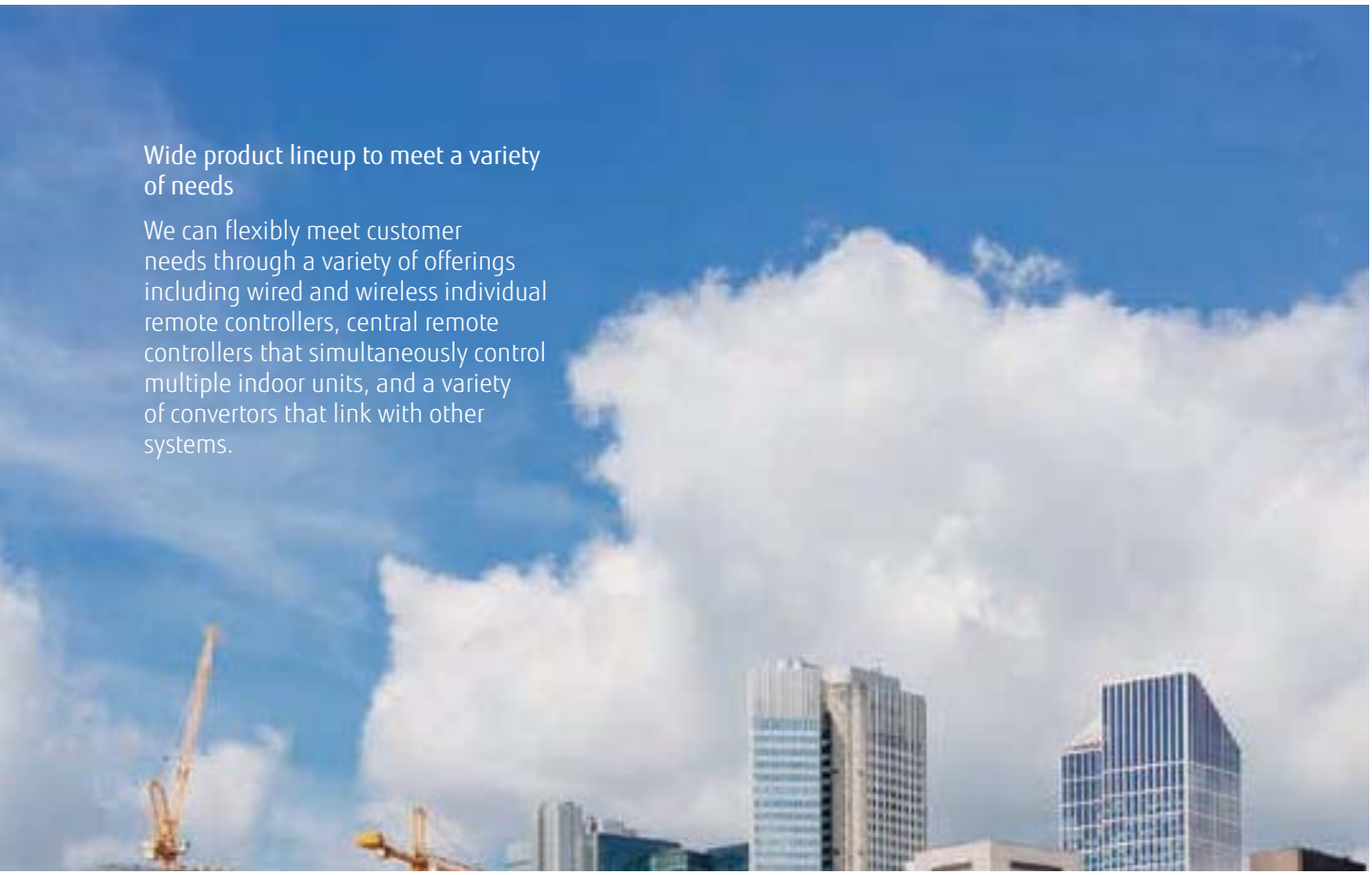

Wide product lineup to meet a variety of needs

We can flexibly meet customer needs through a variety of offerings including wired and wireless individual remote controllers, central remote controllers that simultaneously control multiple indoor units, and a variety of convertors that link with other systems.

CONTROL SYSTEM

INDIVIDUAL CONTROL

C-010 Wired Remote Controller (Touch Panel)
C-012 Wired Remote Controller
Compact Wired Remote Controller
C-013 Simple Remote Controller

CONVERTOR/ADAPTOR

C-014 Wireless LAN Interface
C-015 MODBUS® Convertor
KNX® Convertor
C-016 MODBUS® Interface
C-017 KNX® Interface
C-018 Wireless LAN Interface
C-019 Multi Protocol Wireless LAN Interfaces
C-020 BACnet® Gateway
External Switch Controller

INDIVIDUAL CONTROL

C-021 Wired Remote Controller
C-022 Wireless Remote Controller
C-023 IR Receiver Unit

CENTRALIZED CONTROL

C-024 Central Remote Controller

CONVERTOR/ADAPTOR

C-025 Network Convertor for Single Split

INDIVIDUAL CONTROL

C-026 Wireless Remote Controller
IR Receiver Unit
For Duct, Cassette

CENTRALIZED CONTROL

C-028 Central Remote Controller
C-030 Touch Panel Controller
C-034 System Controller Software
System Controller Lite Software

CONVERTOR/ADAPTOR

C-038 BACnet® Gateway Software
C-039 BACnet® Gateway Hardware
Multi Protocol LAN Interfaces
C-040 BACnet® / MODBUS® Router
C-041 BACnet® / MODBUS® Cloud device
C-042 MODBUS® Convertor
C-043 KNX® Convertor
C-044 Signal Amplifier
Network Convertor for LONWORKS®

C-046 Control System List

OPTIONAL PARTS

C-056 Silver Ion Filter
C-057 Auto Louver Grille Kit

C-058 Pressure Sensor Kit
C-059 External Power Supply Unit

C-059 AIR BEAM
Radiation Air Outlet Unit
C-060 Optional Parts List
C-064 Function List
C-068 Separation Tube etc.

SPLIT
MULTI-SPLIT
VRF J Series
VRF V Series

Control System Overview

For Split & Multi-split

All indoor units* are provided with wireless or wired remote controllers as standard equipment. Other options, such as individual and central remote controllers, are also available. The easy-to-operate central remote controller makes it simple to control the operation mode, temperature, airflow volume, timer, and other functions of each indoor unit from a single location.

*: Except for some products

Air Conditioning
Individual Control

Wired Remote Controller

The room temperature can be controlled by detecting the temperature accurately from the built-in sensor

Wireless Remote Controller

Simple and sophisticated operations with a choice of 4 daily timers



Simple Remote Controller

Compact remote controller provides access to basic functions

For Ceiling type

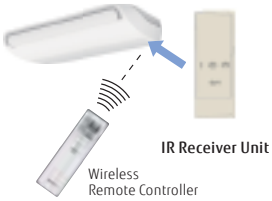

For Duct type

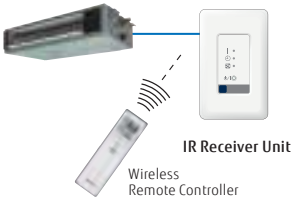

For Cassette type

IR Receiver Unit

Necessary to control for all duct type by Wireless Remote Controller

Air Conditioning
Centralized Control



Central Remote Controller For 5-6 & 8 Rooms Multi

Central Remote Controller allows individual and central control

Convertor/Adaptor

For external control via BMS/Home Automation Systems

MODBUS® Convertor
For indoor unit
UTY-VMSX

MODBUS® Interface
For indoor unit
NEW

KNX® Convertor
For indoor unit
UTY-VKSX

KNX® Interface
For indoor unit
NEW NEW

Wireless LAN Interface
NEW NEW

Network Convertor

(DC power supply)
UTY-VTGX

(AC power supply)
UTY-VTGXV

Online Control (Wireless Control via Smart Phone/Tablet)

By using our Wireless LAN Interface and FGLair app, you can control your home's cooling and heating anytime and anywhere.

Wireless LAN Interface

The exclusive Wireless LAN adaptor enables to operate the air conditioner by smartphone or tablet PC from outside.

+

Wireless LAN Interface
(USB)

FGLair™ Download Free App Store Google play

Simple design and user friendly interface

The new design more user friendly screen display allows you to operate easier than ever before.

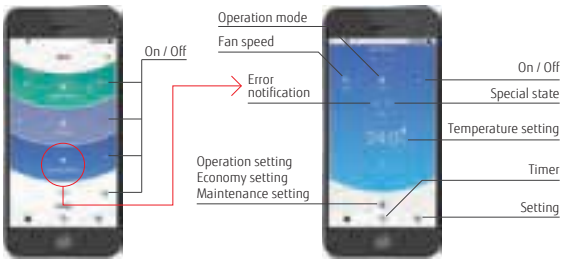

Control System Overview

For VRF

User's needs are supported by offering a variety of controls, such as individual control, central control and building management control options.

Air Conditioning
Individual Control

Wired Remote Controller
(Touch panel)
UTY-RNRGZ5

Wired Remote Controller
UTY-RLRG

Compact Wired Remote Controller
UTY-RCRGZ1

Simple Remote Controller
UTY-RSRG
UTY-RHRG
Without operation mode

Wireless Remote Controller
UTY-LNHG

For Duct

For 1-Way Flow Cassette/ 3D Flow Cassette/ Duct

For Cassette

For Circular Flow Cassette

IR Receiver Unit

UTB-YWC For Duct

UTY-TRHX
For 1-Way Flow Cassette
3D Flow Cassette/Duct

UTY-LRHGB1 For Cassette
UTY-LBHXD
For Circular Flow Cassette

Air Conditioning
Centralized Control

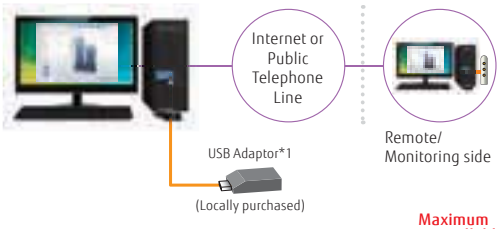

System Controller Software
UTY-APGXZ1/UTY-ALGXZ1 (Lite edition)

Maximum Controllable
1600*2
indoor units

*1: USB Adaptor: Echelon® U10 USB Network Interface
*2: Lite edition is max. controllable 400 indoor units

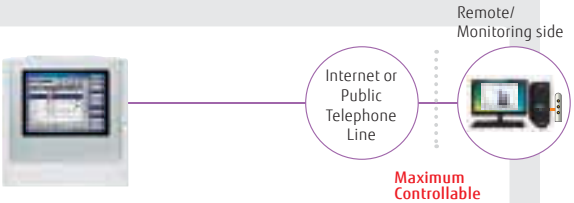

Touch Panel Controller
UTY-DTGGZ1

Maximum Controllable
400
indoor units

Central Remote Controller
UTY-DCGGZ2

Maximum Controllable
100
indoor units

Convertor/Adaptor

For external control via BMS/Home Automation Systems

BACnet® Gateway
UTY-ABGXZ1 Software

BACnet® Gateway
Hardware



Network Convertor
(For LonWorks®)
UTY-VLGX

MODBUS® Convertor
For indoor unit
UTY-VMSX

MODBUS®Convertor

KNX® Convertor
For indoor unit
UTY-VKSX

KNX® Convertor
For VRF

Wireless LAN Interface
UTY-TFSXZ1

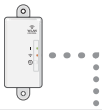

External Switch Controller
UTY-TERX

BMS/BAS[*3]

BMS[*3], **Home automation system**

or

*3: BMS/BAS: Building Management System/Building Automation System

Card-key
(Locally purchased)

Internet device

Convertor/Adaptor

For system expansion

Network Convertor
(DC power supply)
UTY-VTGX

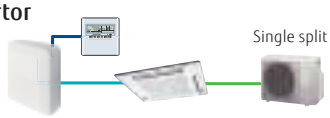

Network Convertor
(AC power supply)
UTY-VTGXV

Signal Amplifier
UTY-VSGXZ1

Best Control Solution for Each Property

Fujitsu General provides the best control solutions suitable for the various properties.

SHOP

Type	Individual Control	Centralized Control				Integrating Control (Interface)		
								
	Wired Remote Controller	Group Remote Controller	Central Remote Controller	Touch Panel Controller	System Controller	Network Convertor for LonWorks®	MODBUS® Convertor	KNX® Convertor
	UTY-RNRGZ5, UTY-RLRG, UTY-RVNGM, UTY-RCRGZ1	UTY-CGGG	UTY-DCGGZ2	UTY-DTGGZ1	UTY-APGXZ1, UTY-ALGXZ1	UTY-VLGX	UTY-VMGX	UTY-VKGX
Automatic control of A/C (Schedule timer, Weekly timer etc.)	●	●	●	●	●			
Limited control for staff (RC Prohibition, Room temp set point limitation etc.)			●	●	●	●	●	●
Group Control		●	●	●	●			
Advanced Energy Saving (Peak cut, Indoor unit rotation operation etc.)					●			
Remote Management			●	●	●			
Manage multiple sites			●	●	●			
Monitor energy consumption					●			
Control third party products					●			
Integrate FGL A/C into BMS						●	●	●

HOTEL

Type	Individual Control			Centralized Control			Integrating Control (Interface)				
										
	Wired Remote Controller	Simple Remote Controller	Wireless Remote Controller	Central Remote Controller	Touch Panel Controller	System Controller	BACnet® Gateway	Network Convertor for LonWorks®	MODBUS® Convertor	KNX® Convertor	External Switch Controller
	UTY-RNRGZ5, UTY-RLRG, UTY-RCRGZ1	UTY-RSRG, UTY-RHRG, UTY-RSNGM	UTY-LNHG, UTY-LNTG	UTY-DCGGZ2	UTY-DTGGZ1	UTY-APGXZ1, UTY-ALGXZ1	UTY-ABGXZ1, UTY-VBGX	UTY-VLGX	UTY-VMGX	UTY-VKGX	UTY-TERX
Local control for hotel guest	●	●	●								
Centralized A/C control for common space				●	●	●	●	●	●	●	
Limited control for hotel guests				●	●	●	●	●	●	●	
Remote Management				●	●	●					
Advanced Energy Saving (Peak cut, Indoor unit rotation operation etc.)						●	●				
Monitor energy consumption						●					
Control third party products						●					
Integrate FGL A/C into BMS							●	●	●	●	
Interlock with window contact											●
Interlock with key-card											●

OFFICE

Type	Individual Control			Centralized Control			Integrating Control (Interface)				
											
	Wired Remote Controller	Simple Remote Controller	Wireless Remote Controller	Central Remote Controller	Touch Panel Controller	System Controller	BACnet® Gateway	Network Convertor for LonWorks®	MODBUS® Convertor	KNX® Convertor	External Switch Controller
	UTY-RNRGZ5, UTY-RLRG, UTY-RCRGZ1	UTY-RSRG, UTY-RHRG, UTY-RSNGM	UTY-LNHG, UTY-LNTG	UTY-DCGGZ2	UTY-DTGGZ1	UTY-APGXZ1, UTY-ALGXZ1	UTY-ABGXZ1, UTY-VBGX	UTY-VLGX	UTY-VMGX	UTY-VKGX	UTY-TERX
Local control for office staff	●	●	●	●							
Automatic control of A/C (Schedule timer, Weekly timer etc.)	●		●	●	●	●	●				
Centralized A/C control for management				●	●	●	●	●	●	●	
Limited control for office staff (RC Prohibition, Room temp set point limitation etc.)				●	●	●	●	●	●	●	
Advanced Energy Saving (Peak cut, Indoor unit rotation operation etc.)						●	●				
Remote Management				●	●	●					
Energy Charge Apportionment					●	●	●				
Monitor energy consumption						●					
Control third party products						●					
Integrate FGL A/C into BMS							●	●	●	●	
Interlock with door contact											●
Interlock with human sensor for meeting room				●							●

Comparison Table of Controllers

Item								
			Wired Remote Controller (Touch panel)	Wired Remote Controller	Wired Remote Controller	Compact Wired Remote Controller	Simple Remote Controller	Simple Remote Controller
Model name			UTY-RNRGZ5	UTY-RLRG	UTY-RVNGM	UTY-RCRGZ1	UTY-RSNGM	UTY-RSRG
Max. controllable remote controller groups			1	1	1	1	1	1
Max. controllable indoor units			16	16	16	1	16	16
Max. controllable groups			–	–	–	–	–	–
Air conditioning control function	On / Off		●	●	●	●	●	●
	Operation mode setting		●	●	●	●	●	●
	Fan speed setting		●	●	●	●	●	●
	Room temp. setting		●	●	●	●	●	●
	Room temp. set point limitation		●	●	●	–	–	●
	Test operation		●	●	●	●	●	●
	Up/down air direction flap setting		●	●	●	●	–	●
	Right/left air direction flap setting		●	●	●	●	–	–
	Individual louver control		●	–	–	●	–	–
	Group setting		–	–	–	–	–	–
	RC prohibition		–	–	–	–	–	–
	Anti freeze setting		●	–	–	●	–	–
	Set temp. auto return		●	●	●	–	–	–
	Economy mode setting		●	●	●	●	–	–
	Human sensor control		●	–	–	–	–	–
Display	Error		●	●	●	●	●	●
	Defrosting		●	●	●	●	●	●
	Current time		●	●	●	–	–	–
	Day of week		●	●	●	–	–	–
	R.C. prohibition		●	●	●	●	●	●
	Address display		●	●	●	●	●	●
	Room temp		●	–	●	●	–	●
	Multi language		●	–	●	–	–	–
	Summer time		●	–	●	–	–	–
	Name registration		●	–	–	–	–	–
	Backlight		●	–	●	●	●	●
	2D floor layout / 3D building display		–	–	–	–	–	–
	Refrigerant leakage detection function		–	–	–	–	–	–
Timer	Schedule timer	Period	Week	Week	Week	–	–	–
		On/off, Temp, Mode, Times per day	8	4	8	–	–	–
	On/off timer		●	●	●	●(OFF only)	–	–
	Sleep timer		–	–	–	–	–	–
	Program timer		–	–	–	–	–	–
	Auto off timer		●	●	●	–	–	–
	Day off		●	●	●	–	–	–
	Min. unit of timer setting (Minutes)		10 • 30	30	30	–	–	–
Control	Status monitoring system		–	–	–	–	–	–
	Electricity charge apportionment		–	–	–	–	–	–
	Error history		●	●	●	–	–	–
	Emergency stop		–	–	–	–	–	–
	Remote management		–	–	–	–	–	–
	Energy saving management		–	–	–	–	–	–
	E-mail notification for malfunction		–	–	–	–	–	–
	Key lock		● Child lock	● Child lock	● Child lock	–	–	–
	Low noise mode		–	–	–	–	–	–
	Multi System Control		●	–	–	–	–	–

								
	Simple Remote Controller*1	Wireless Remote Controller	Wireless Remote Controller	Central Remote Controller (For 8 rooms Multi)	Central Remote Controller	Touch Panel Controller	System Controller Lite Software	System Controller Software
	UTY-RHRG	UTY-LNHG	UTY-LNTG	UTY-DMMGM	UTY-DCGGZ2	UTY-DTGGZ1	UTY-ALGXZ1	UTY-APGXZ1
	1	1	1	1	100	400	400	1600
	16	16	16	8	100	400	400	1600
	–	–	–	–	50	400	400	1600
	●	●	●	●	●	●	●	●
	–	●	●	●	●	●	●	●
	●	●	●	●	●	●	●	●
	●	●	●	●	●	●	●	●
	●	–	–	–	●	●	●	●
	●	●	●	–	–	●	–	–
	●	●	●	–	●	●	●	●
	–	●	–	–	●	●	●	●
	–	–	–	–	●*3	●	–	–
	–	–	–	–	●	●	●	●
	–	–	–	●	●	●	●	●
	–	–	–	–	●	●	●	●
	–	–	–	–	–	●	–	–
	–	●	●	●	●	●	●	●
	–	–	–	●	–	●	●	●
	●	–	–	●	●	●	●	●
	●	–	–	–	●	●	●	●
	–	●	●	●	●	●	●	●
	–	–	–	–	●	●	●	●
	●	–	–	●	●	●	●	●
	●	–	–	–	–	●	●	●
	●	–	–	–	●*4	●*4	●*4	●*4
	–	–	–	●	●	●	●	●
	–	–	–	●	●	●	●	●
	–	–	–	–	●	●	●	●
	●	–	–	●	●	●	–	–
	–	–	–	–	–	–	–	●
	–	–	–	–	●	●	●	●
	–	–	–	Week	Week	Year	Year	Year
	–	–	–	4	20	20	144	144
	–	●	●	–	–	–	–	–
	–	●	●	–	–	–	–	–
	–	●	●	–	–	–	–	–
	–	–	–	–	●	●	–	–
	–	–	–	●	●	●	●	●
	–	5	5	5	10	10	10	10
	–	–	–	–	●	●	●	●
	–	–	–	–	–	○	○	●
	–	–	–	–	●	●	●	●
	–	–	–	–	●*2	●*2	–	–
	–	–	–	–	●	●	○	●
	–	–	–	–	–	–	○	○
	–	–	–	–	●	●	●	●
	–	–	–	● Child lock	● Password setting	● Password setting	● Password setting	● Password setting
	–	–	–	●	–	●	●	●
	–	–	–	–	–	–	–	–

*1 "Operation mode" setting is not available for this model. *2 This function is available only through external input control.
*3 Only individual airflow batch reset is mounted. *4 This function is available only when using wired remote controller.
●: Supported ○: Optional function –: Not supported yet

Wired Remote Controller (Touch Panel)

UTY-RNRGZ5

NEW

Maximum Controllable
16 indoor units

Maximum Controllable
1 Group

Easy operation by high-definition large STN-LCD touch panel screen

- Easy finger touch operation with LCD panel
- Built-in weekly/Daily timer (ON/OFF, Temp., Mode)
- Backlight enables easy operation in a darkened room
- Room temperature display
- Control up to 16 indoor units
- Corresponds to 11 different languages (English, French, German, Spanish, Russian, Polish, Italian, Greek, Portuguese, Turkish and Dutch)
- 2-wire type

High performance and compact size

In addition to the individual control, weekly timer, and various energy saving controls can be realized using one remote controller only.

Individual control + Thermo sensor + Weekly timer + Auto off timer →

Accurate and comfortable control

Indoor temperature can be detected accurately by the inclusion of a thermo sensor in the body of the wired controller.



Various energy saving control

Custom Auto

- Maintains 2 separate set points for heating and cooling.
- Automatically changes mode between heating and cooling.

* This function is not available for some models.

Cooling set temp. 27℃, Heating set temp. 26℃

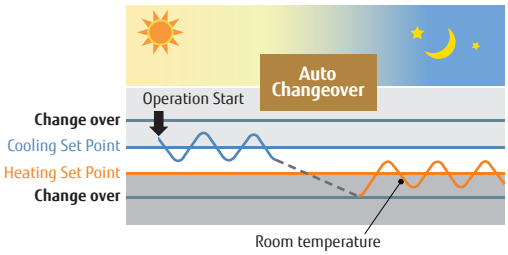

Auto OFF timer

- The indoor unit automatically is turned off when it reaches to the preset operating time frame.
- The time frame of the "Auto off timer" can be flexibly scheduled.
- Can be set off time 30 to 240 minutes

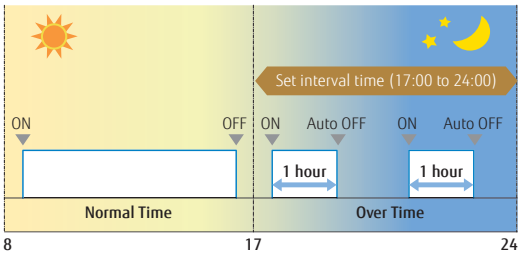

Ex.) At interval time hour (17:00 to 24:00) to prevent forgetting to turn off
Set off time : 1 hour

2 schedules Weekly Timer

Set Temperature Auto Return

Set Temperature Upper and Lower Limit Setting

NEW Multi System Control*1 *2

1) Lead Lag Operation

Standby Indoor Unit can be selected in lead lag operation.
By this, the Indoor units will last longer than operating by nonstop.

*1: It is necessary to select an indoor unit when actually operating in the server room.
*2: It is not a function that guarantees the server will not fail.

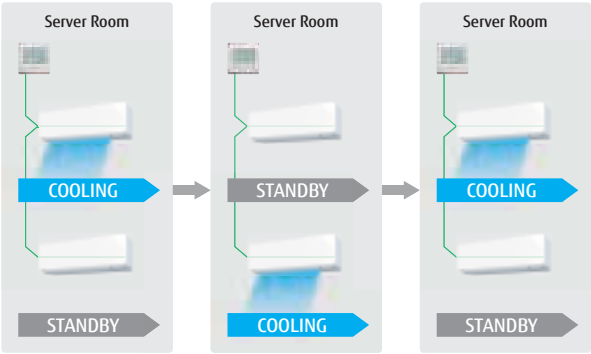

Example and Control Functions

Operation mode:	Cooling
Setting temp.:	24°C
Airflow:	High
Max. No. indoor units:	depends on indoor unit
No. of Standby IDUs*:	1 or 2 units
Rotation Interval:	1-7 days
Operation Overlap Time*:	None / 10 / 20 / 30 min

*No. of Standby Indoor units and operation overlap time can be changed from wired remote controller.

2) Back up operation

In case of unexpected Indoor unit error, other Indoor units will start providing back up operation.

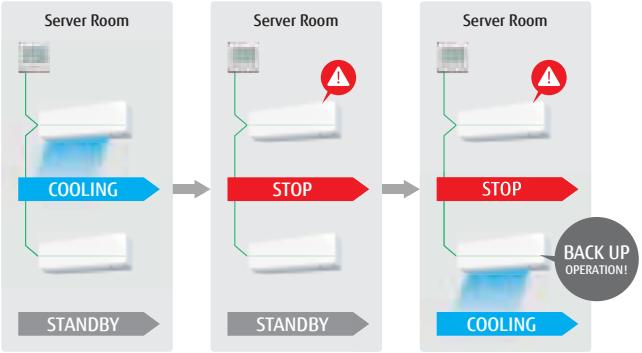

Example and Control Functions

Operation mode:	Cooling
Setting temp.:	24°C
Airflow:	High
Max. No. indoor units:	depends on indoor unit
No. of back-up IDUs*:	1 or 2 units

*No. of back-up Indoor units can be changed from wired remote controller.

3) Lag Operation

In case of unexpected Indoor unit error, other Indoor units will start providing back up operation.

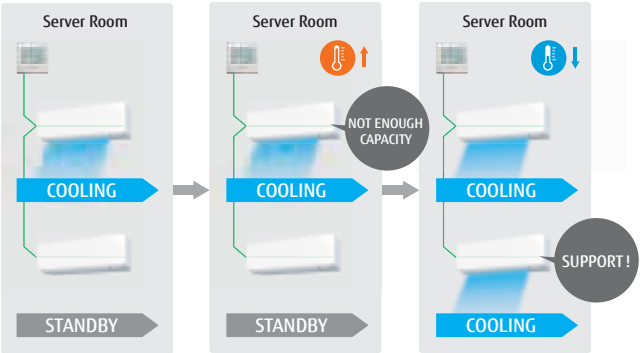

Example and Control Functions

Operation mode:	Cooling
Setting temp.*:	24°C
Support Operation Start:	26.5°C (setting temp +2.5°C)
Support Operation Stop:	24.5°C (setting temp +0.5°C)

*Setting temperature can be changed from wired remote controller.

Specifications

Model name	UTY-RNRGZ5
Power Source	DC 12 V
Dimensions (H × W × D) (mm)	120 × 120 × 20.4
Weight (g)	220

DC 12 V is supplied by the indoor unit.

Wired Remote Controller

UTY-RLRG

- Various timer setup (ON / OFF / WEEKLY) are possible.
- The room temperature can be controlled by detecting the temperature accurately with Built-in thermo sensor.
- When a failure occurs, the error code is displayed.
- Error history. (Last 16 error codes can be accessed.)
- 2-wire type

Maximum Controllable
16 indoor units

Maximum Controllable
1 Group

High performance and compact size

In addition to the individual control, weekly timer, and various energy saving controls can be realized using only one remote controller.

Individual control + Thermo sensor + Weekly timer + Auto off timer →

High visibility and easy operation

- "Mode", "Set Temp", and "Fan" are displayed at large size on the top screen.
- Each function to be set is indicated by an icon.
- Control guide is displayed and operation is simple and straightforward.

Compact Wired Remote Controller

UTY-RCRGZ1



- Simple design to match the stylish interior
- Easy to install : Body of controller is designed to fit in European standard junction box
- Can be operated both by wireless and wired remote controller.
- 2-wire type

Maximum Controllable
1 single indoor unit

Maximum Controllable
1 Group

Large screen and simple display

- Although the size is compact, the screen is large
- Large letters makes it easy to see
- Operation is simple and easy-to-understand

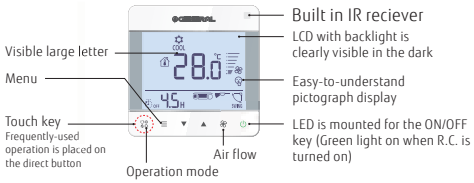

System overview

VRF connection

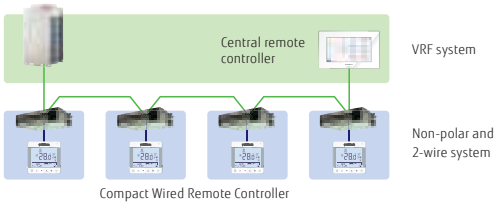

RAC connection



Specifications

Model name	UTY-RLRG	UTY-RCRGZ1
Power Source	DC 12 V	DC12V
Dimensions (H × W × D) (mm)	120 × 120 × 17	86 × 86 × 44
Weight (g)	170	135

DC 12 V is supplied by the indoor unit.

Simple Remote Controller

UTY-RSRG / UTY-RHRG (Without operation mode)

UTY-RSRG

UTY-RHRG (Without operation mode)

Maximum Controllable
16 indoor units
Maximum Controllable
1 Group

Compact remote controller provides access to basic functions

- Up to 16 indoor units can be controlled with one remote controller.
- Suitable for hotels or offices as it is easily operated with no complex functions.
- Stylish design: Simple design to match the stylish interior.
- Large LCD screen & simple operation buttons
- Backlight: White colored backlight on monitor enable easy operation in dark.
- 2-wire type

Corresponding to various applications

- **Vertical louver control:** Vertical air flow direction can be adjusted for Duct types with auto louver and Cassette types, which are installed in hotels and conference rooms, can be adjusted.

- **Room temperature set point limitation:** The Simple Remote Controller can manage to energy saving operation in small buildings without the central control unit.

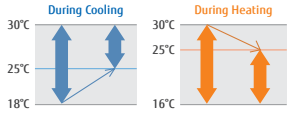

- **Built in room temperature sensor:** The Simple Remote Controller detects actual room temperature and controls room climate accuracy.

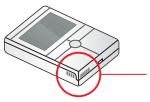

Simple Remote Controller

UTY-RSNGM, UTY-RSKG/UTY-RHKG (Without operation mode)

UTY-RSNGM
UTY-RSKG

UTY-RHKG (Without operation mode)

Maximum Controllable
16 indoor units
Maximum Controllable
1 Group

Compact remote controller provides access to basic functions

- Up to 16 indoor units can be controlled with one remote controller.
- Suitable for hotels or offices as it is easily operated with no complex functions.
- Backlight enables easy operation in a darkened room.
- 3-wire type

Easy-to-use operation

- Provides access to basic operations, such as Start / Stop, Fan control, Operation mode switching, and Room temperature setting.
- A large On / Off button is provided in the centre of the remote controller for easy operation.
- Can be used jointly with other individual control unit.
- Following an error display, diagnostics can be carried out on the controller.

Specifications

Model name	UTY-RSRG	UTY-RHRG	UTY-RSNGM, UTY-RSKG	UTY-RHKG
Power Source	DC 12 V	DC 12 V	DC 12 V	DC 12 V
Dimensions (H × W × D) (mm)	120 × 75 × 19.4	120 × 75 × 19.4	120 × 75 × 19.4	120 × 75 × 14
Weight (g)	120	120	120	90

DC 12 V is supplied by the indoor unit.

Wireless LAN Interface

UTY-TFNXZ1 / UTY-TFSXZ1, UTY-TFSXW1, UTY-TFSXF2

USB type for single split models
UTY-TFSXF2

UTY-TFNXZ1 (3 wire RC line type)
UTY-TFSXW1 (CN connector type)
UTY-TFSXZ1 (CN connector type)

Maximum Connectable
1 Single indoor unit

- It is the most advanced solution to remotely manage an Air Conditioning system using all sort of mobile devices such as Smartphones, and tablets.
- No separate external power supply required
- Can be used for single indoor units and multi system indoor units

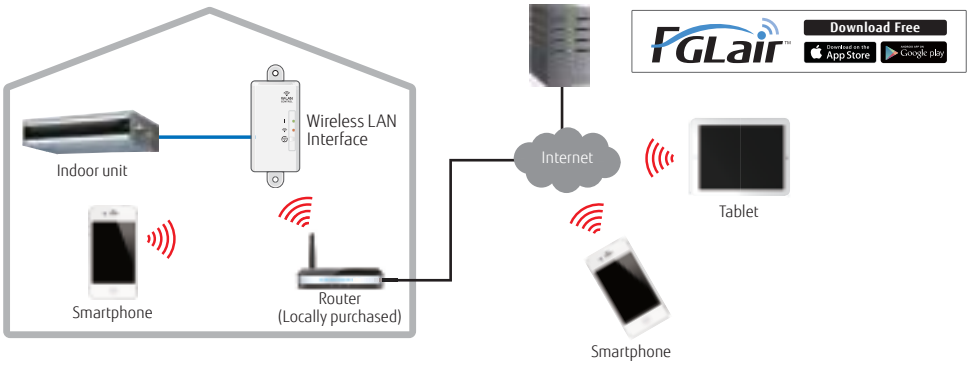

Basic control

- Turning the units on and off
- Mode control (Heat, Cool, Dry, Auto, Fan)
- Fan speed setting
- Louver position (Airflow direction setting)
- Timer operation setting (Weekly timer)
- Economy mode setting

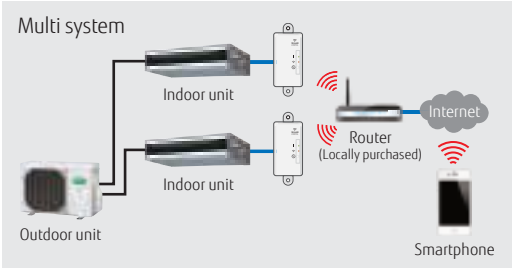

Multiple air conditioning management

- Multiple air conditioning management at difference locations.

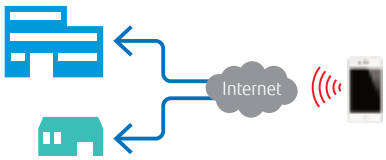

Error display & E-mail notification

- Alerts e-mail notification
- Air conditioning malfunction display
- It enables rapid service response when error occurs.

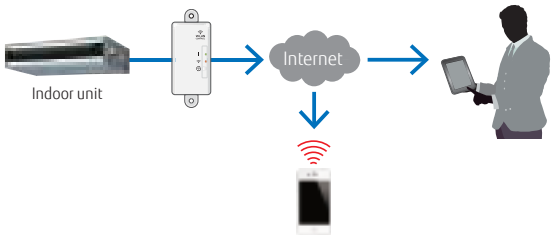

Wireless LAN Interface (USB type)

UTY-TFSXF2

New compact USB type is available. Specialized installation work is not required and it can be installed to indoor unit easily.

Specifications

Model name	UTY-TFNXZ1(3 wire RC line type)	UTY-TFSXZ1(CN connector type)	UTY-TFSXW1(CN connector type)	UTY-TFSXF2
Dimensions (H × W × D) (mm)	71 × 38 × 15	71 × 38 × 15	71 × 38 × 15	56.7 × 34 × 9.72
Weight (g)	35	35	35	30

MODBUS® Convertor for Indoor Unit

UTY-VMSX

The MODBUS Convertor allows a complete integration of air conditioners into MODBUS Networks.

- Simple installation due to small and compact size.
- No separate external power supply required.
- The MODBUS Convertor must be connected one by one in the indoor unit.
- The MODBUS Controller permits central monitoring and control of air conditioners from BMS/Central/Home Controller.

Maximum Connectable

1 Single indoor unit

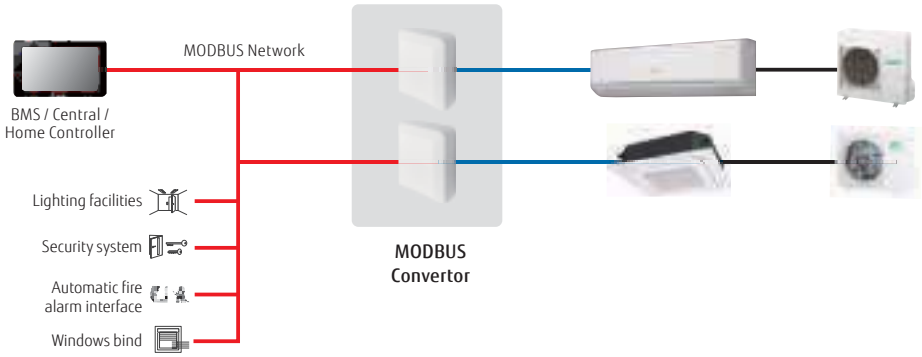

Basic control

- Turning the units on and off
- Mode control (Heat, Cool, Dry, Auto, Fan)
- Fan speed setting
- Louver position (Airflow direction setting)
- Room temperature setting and display
- Economy mode setting
- Error status

Easy Installation

Flexible installation locations with neat wirings are feasible since no power supply cable is used in the convertor.

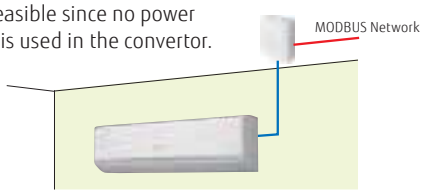

KNX® Convertor for Indoor Unit

UTY-VKSX

KNX Convertor is useful for individual control of indoor.

- New KNX Convertor enables to connect central/home controller and Fujitsu General indoor unit.
- Compact and light weight design

Maximum Connectable

1 Single indoor unit

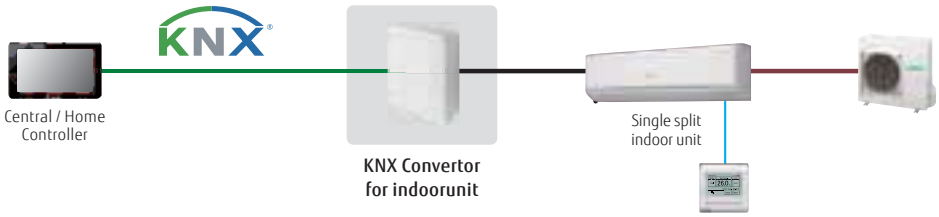

Specifications

Model name	UTY-VMSX
Power supply	DC 12 V
Input Power (W)	Max. 1.2
Dimensions (H×W×D)(mm)	140 × 117 × 43
Weight (g)	200
Maximum Connectable indoor unit number per 1 MODBUS Convertor	1

Modbus communication specifications

Transfer mode	RTU mode
Communication speed	9600/19200bps
Data bit	8
Parity	even/odd/none
Stop bit	1/2 (no parity)
Network	RS485
Maximum cable length	1000m (3280 ft)

Model name	UTY-VKSX
Power supply	DC 12 V
Power consumption (W)	0.6
Dimensions (H×W×D)(mm)	140 × 117 × 43
Weight (g)	215

MODBUS® Interface

FJ-RC-MBS-1 / FG-AC-MBS1Z1

FJ-RC-MBS-1
(3wire RC line type)

NEW

FG-AC-MBS1Z1
(CN connector type)

The MODBUS Interface allows a complete integration of air conditioners into MODBUS Networks.

- Can be installed on DIN rail easily due to small and compact size.
- No separate external power supply required.
- The MODBUS Interface permits central monitoring and control of air conditioners from BMS.

Installation example

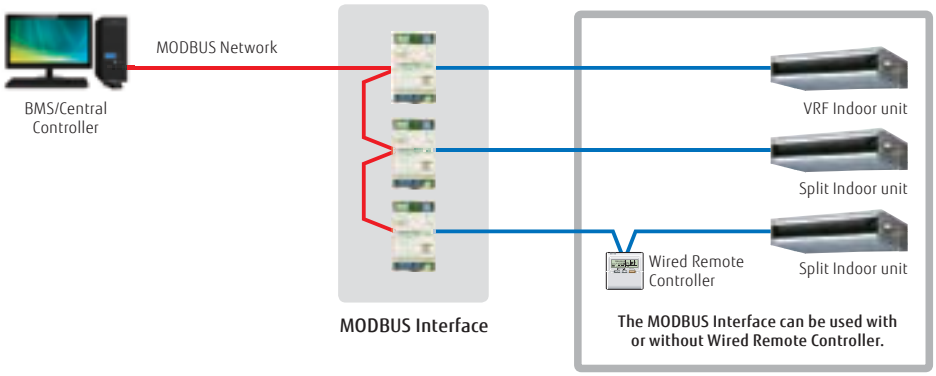

Maximum Connectable

1 Single indoor unit

Specifications

Model name	FJ-RC-MBS-1 (3wire RC line type)	FG-AC-MBS1Z1 (CN connector type)
Number of controllable group	1	1
Dimensions (H × W × D) (mm)	93 × 53 × 58	93 × 53 × 58
Weight (g)	85	85

KNX® Interface

FJ-RC-KNX-1i / FG-AC-KNX1Z1 / FG-IR-KNX1Z1

FJ-RC-KNX-1i
(3wire RC line type)

NEW

FG-AC-KNX1Z1
(CN connector type)

NEW

FG-IR-KNX1Z1
(IR type)

The KNX Interface allows a complete integration of air conditioners with KNX Network systems.

- Simple installation due to small and compact size.
- No separate external power supply required (just KNX bus power).

Installation example

[3wire RC line type / CN connector type]

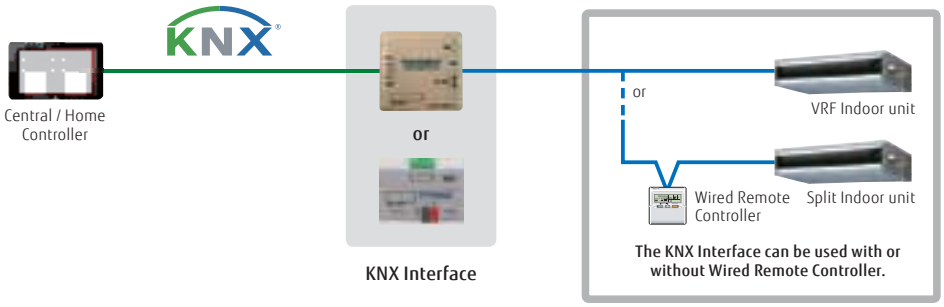

Maximum Connectable
1 Single indoor unit

[IR type] Connection to Wall mounted type

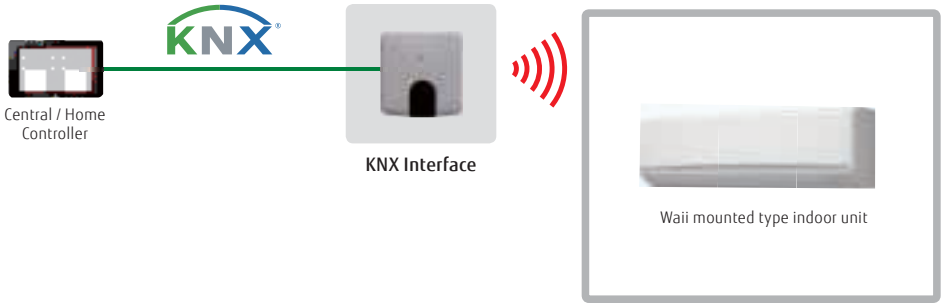

[IR type] Connection to the product other than Wall mounted type

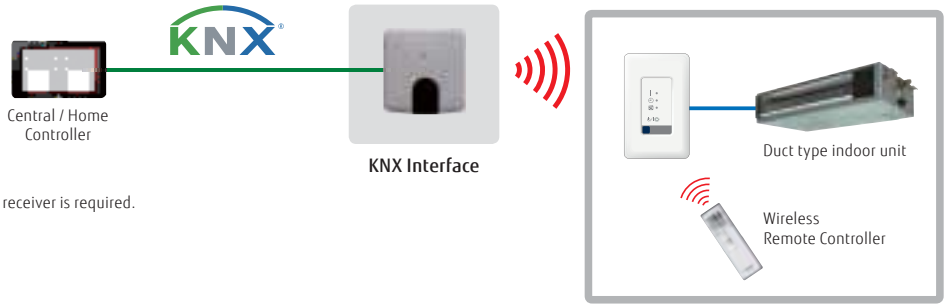

*IR receiver is required.

Specifications

Model name	FJ-RC-KNX-1i (3wire RC line type)	FG-AC-KNX1Z1 (CN connector type)	FG-IR-KNX1Z1 (IR type)
Number of controllable group	1	1	1
Dimensions (H × W × D) (mm)	70 × 70 × 28	45 × 59 × 21	81 × 78 × 28
Weight (g)	70	35	76

Wireless LAN Interface

FJ-RC-WIFI-2 / FG-IR-WIF1Z1 / FG-AC-WIF1Z1

FJ-RC-WIFI-2
(3wire RC line type)

NEW

FG-AC-WIF1Z1
(CN connector type)

NEW

FG-IR-WIF1Z1
(IR type)

Maximum Connectable
1 Single indoor unit

AC Cloud Control

- It is the most advanced solution to remotely manage an Air Conditioning system using all kind of mobile devices such as Smartphones, Tablets and PC
- No separate external power supply required

Installation example

[3wire RC line type / CN connector type]

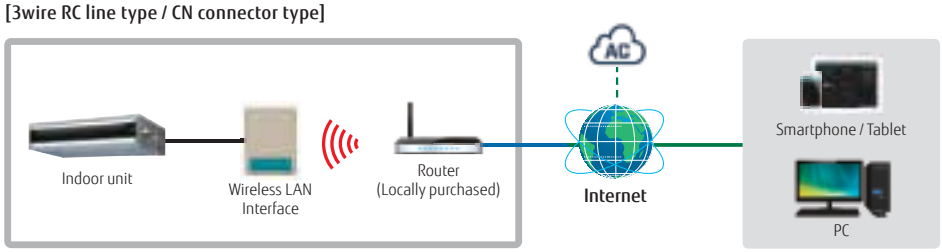

[IR type] Connection to Wall mounted type

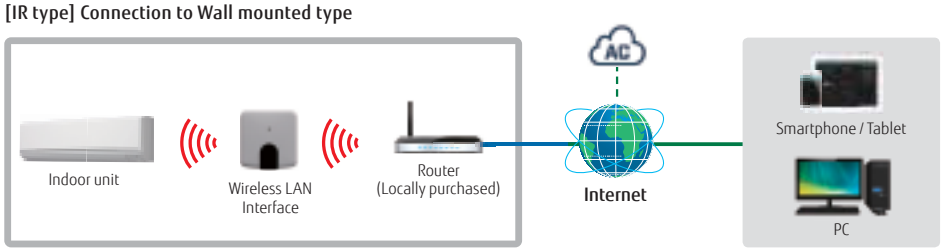

[IR type] Connection to the products with optional receiver kit

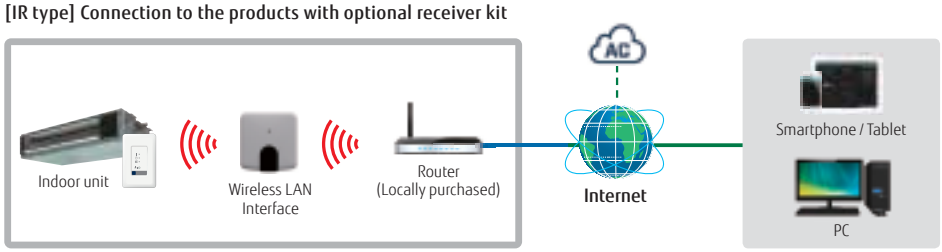

*IR receiver is required

Basic control

- Turning the units on and off
- Mode control (Heat, Cool, Dry, Auto, Fan)
- Louver position (Airflow direction setting)
- Fan speed setting
- Room temperature display
- Set temperature control
- Multi Language
- One Scene and Timer

Advanced control (Optional functions)

- Climate working modes (ECO, Comfort, Powerful) (future release)
- Schedule functions (ON/OFF, Modes, Set point temperature, Fan Speed, Louver position)
- Set temperature limitation
- Multiple Scenes & Timers and Calendar function
- Smart Speaker compatibility
- Advanced internet service connections

Notifications and history

- Alerts e-mail notification
- Air conditioning malfunction alerts
- Connectivity monitoring and alerts
- History (future release)

Specifications

Model name	FJ-RC-WIFI-2 (3wire RC line type)	FG-AC-WIF1Z1 (CN connector type)	FG-IR-WIF1Z1 (IR type)
Number of controllable group	1	1	1
Dimensions (H × W × D) (mm)	108 × 70 × 28	81 × 78 × 28	127 × 50 × 17
Weight (g)	80	76	80

Multi Protocol Wireless LAN Interfaces

FG-RC-WMP1Z1 / FG-IR-WMP1Z1 / FG-AC-WMP1Z1

NEW

FG-RC-WMP1Z1
(3wire RC line type)

NEW

FG-AC-WMP1Z1
(CN connector type)

NEW

FG-IR-WMP1Z1
(IR type)

Maximum Connectable

1 Single indoor unit

AC Cloud Control

- AC control to Home Automation systems via Wireless LAN connection.
- No separate external power supply required

Installation example

[3wire RC line type / CN connector type]

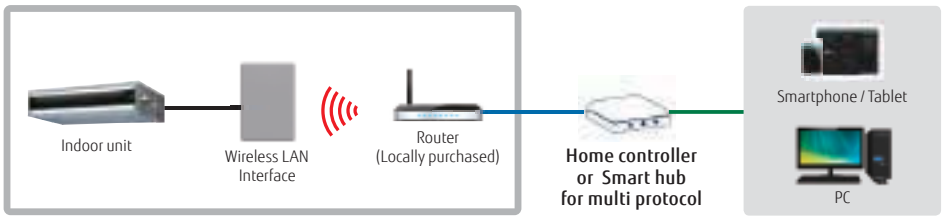

[IR type] Connection to Wall mounted type

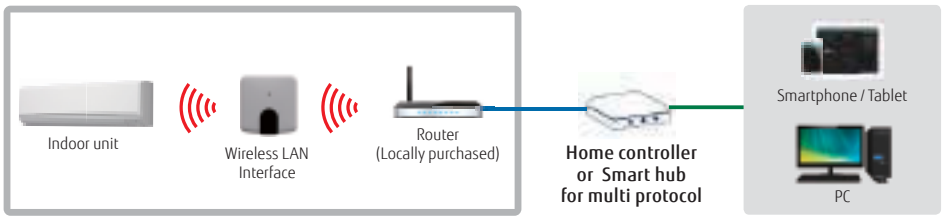

[IR type] Connection to the product other than Wall mounted type

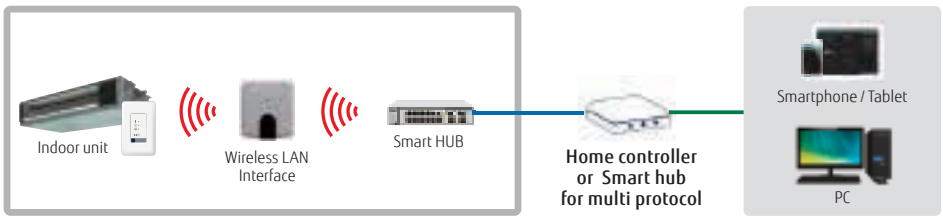

*IR receiver is required

Specifications

Model name	FG-RC-WMP1Z1 (3wire RC line type)	FG-AC-WMP1Z1 (CN connector type)	FG-IR-WMP1Z1 (IR type)
Number of controllable group	1	1	1
Dimensions (H × W × D) (mm)	70 × 100 × 28	127 × 50 × 17	81 × 78 × 28
Weight (g)	98	80	76

BACnet® Gateway

FG-AC-BAC1Z1

NEW

FG-AC-BAC1Z1
(CN connector type)

Maximum Controllable
1 indoor units

- BACnet® Gateway enables to connect a BMS and Fujitsu General split/multi-split/VRF system.
- Compatible with BACnet® (ANSI / ASHRAE-135-2012) application specific controller (B-ASC).
- Compatible with BACnet®/IP over Ethernet.

Installation example

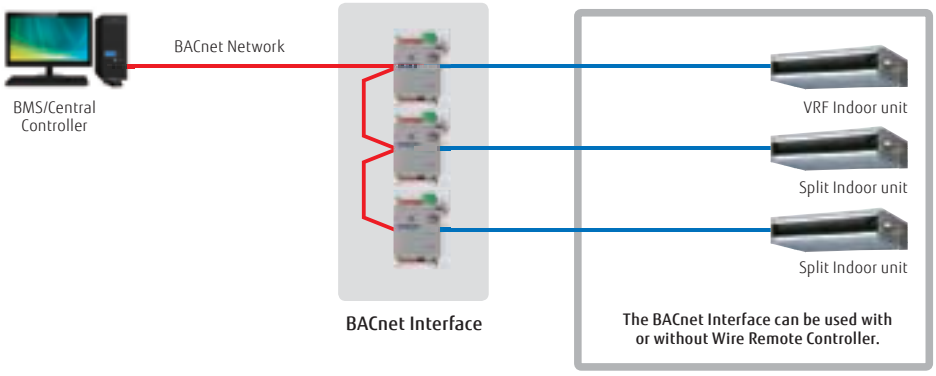

External Switch Controller

UTY-TERX

Maximum Controllable
1 group

Air conditioner switching can be controlled by connecting other sensor switches

- In combination with a field supply Card-Key Switch or other sensor, the External Switch Controller allows control of the ON / OFF, Room temperature, Fan speed and Master control functions. This makes this product suitable for installations such as hotel rooms.
- Card-key or other sensor switches are available as a locally purchased parts.
- The set temperature can be specified at two points for cooling and heating individually (4 points).

Installation example

Human sensor catches movements of people in a room, and operates with lower capacity when people come back to the room, it automatically returns to previous operation mode.

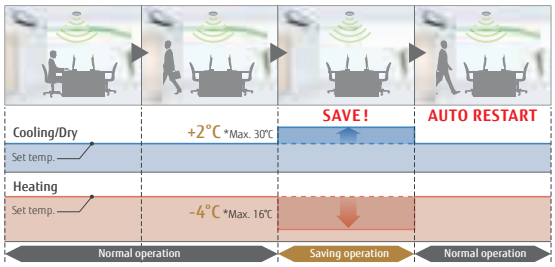

Human sensor equipment needs to be purchased locally.
Human sensor is not mounted on the External Switch Controller.

Specifications

Model name	UTY-TERX	FG-AC-BAC1Z1 (CN connector type)
Power Supply	DC 6.5-16 V	-
Dimensions (H × W × D) (mm)	140 × 117 × 43	93 × 53 × 58
Weight (g)	250	85

DC 12 V is supplied by the indoor unit.

Wired Remote Controller

UTY-RVNGM

Maximum Controllable
16 indoor units

Maximum Controllable
1 Group

Hi-grade individual control using various functions.

- 3.7-inch LCD backlight screen.
- Supporting various Energy Saving functions with simple operation.
- Multiple Language Support.
  (English, German, French, Spanish, Russian, Portuguese, Italian, Greek, and Turkish)

High visibility and Easy operation

- Icon display of effectual functions.
- Main functions in large icons: "Mode", "Set Temp", and "Fan".
- Easy to operate by Control guide display.
- Simple operation with easy 4-way navigation pad.

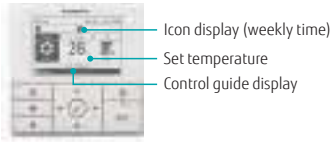

High performance and compact size

- In addition to the individual control, various energy saving controls can be realized using only one remote controller.

Various energy saving control

Weekly Timer function

- Can be set up to 8 times per day (On/Off, mode, Temp)
- 2 pattern settings(i.e. Summer/Winter setting) are available.

Auto OFF Timer

- Set Temperature Auto Return
- Set Temperature Upper and Lower Limit Setting

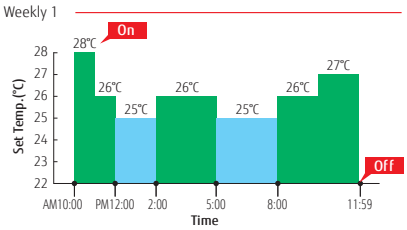

Setting menu in remote controller

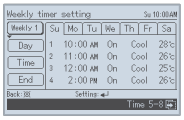

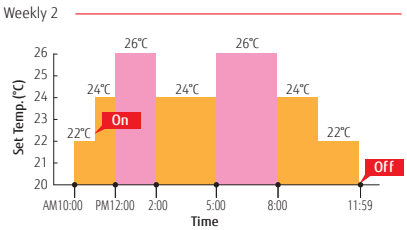

Setting menu in remote controller

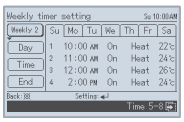

Specifications

Model name	UTY-RVNGM
Power Source	DC 12 V
Dimensions (H × W × D) (mm)	120 × 120 × 21.3
Weight (g)	220

DC 12 V is supplied by the indoor unit.

Wired Remote Controller

UTY-RNNGM

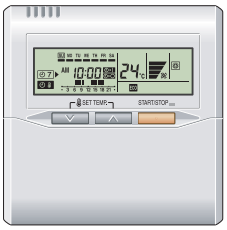

Maximum Controllable
16 indoor units

Maximum Controllable
1 Group

- Simple operation with Built-in Weekly / Daily Timer.
- Control up to 16 indoor units.
- Up to 2 wired remote controllers can be connected to a single indoor unit.

Accurate and comfortable

Indoor temperature can be detected accurately by the inclusion of a thermo sensor in the body of the wired controller. This wired remote controller and the optional remote sensor allows flexibility in sensor location, suitable for all requirements.

Example of changing sensor

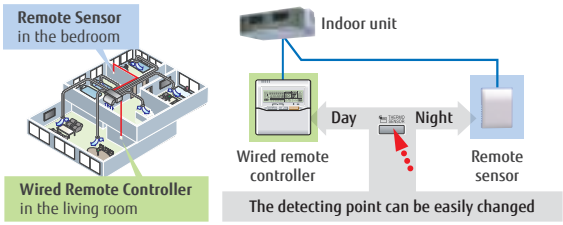

Displayed temperature is set temperature.

Built-in timers

Weekly timer: Possible to set ON/OFF time to operate twice each day of the week.
Setback timer: Possible to set temperature for two times spans and for each day of the week.
At "Weekly timer" + "Set back timer" setup

Wireless Remote Controller

UTY-LNTG

Maximum Controllable
16 indoor units

Maximum Controllable
1 Group

Selectable
4 daily timers

Simple and sophisticated operations with a choice of 4 daily timers

- A single controller controls up to 16 indoor units.

Built-in timers

4 timer programs: On / Off / Program / Sleep
Program timer: Operates ON/OFF timer once within 24 hours
Sleep timer: Corrects the set temperature automatically during sleep time

Easy installation and operation

Code selector switch prevents indoor unit mix-up (up to 4 codes)
Wide and precise transmitting range

Specifications

Model name	UTY-RNNGM	UTY-LNTG
Power Source	DC 12 V	DC5V
Dimensions (H × W × D) (mm)	120 × 120 × 18	145 × 90 × 30
Weight (g)	160	150

DC 12 V is supplied by the indoor unit.

IR Receiver Unit for Duct

UTY-LRHGM, UTY-LBTGM

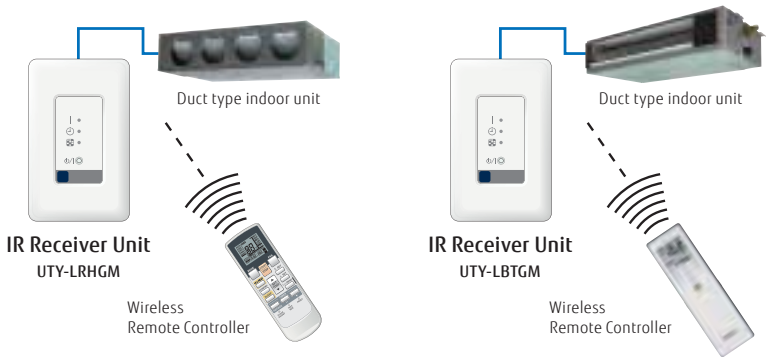

Duct type indoor units can be controlled with Wireless Remote Controller

IR Receiver Unit for Cassette

UTY-LRHGA2, UTY-LBTGC

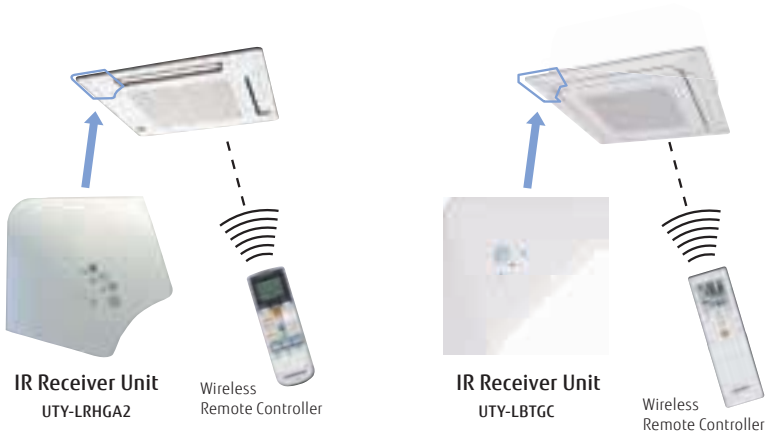

Cassette type indoor unit can be controlled with Wireless Remote Controller

IR Receiver Unit for Ceiling

UTY-LBTGH

Ceiling type indoor unit can be controlled with Wireless Remote Controller

Specifications

Model name	UTY-LRHGM	UTY-LBTGM	UTY-LRHGA2	UTY-LBTGC	UTY-LBTGH
Battery	DC5V	DC5V	DC5V	DC5V	DC5V
Dimensions (H × W × D) (mm)	145 × 90 × 30	145 × 90 × 30	193.9 × 193.9 × 31.2	193.9 × 193.9 × 31.2	174.8 × 48.6 × 23.1
Weight (g)	150	150	140	140	100

DC 12 V is supplied by the indoor unit.

Central Remote Controller

UTY-DMMGM / UTY-DMMGM1

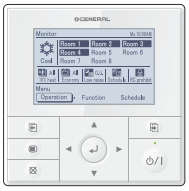

Maximum Controllable
1 multi system

Maximum Controllable
8 indoor units

For 5-unit, 6-unit, 8-unit multi-split type

- Batched control of up to 8 indoor units. The temperature, airflow volume, and remote control prohibition settings of all indoor units can be batched.
- Corresponds to 9 different languages (English, German, French, Spanish, Russian, Portuguese, Italian, Greek, and Turkish)
- Large backlight LED screen
- Large easy-to-see operation panel

System configuration

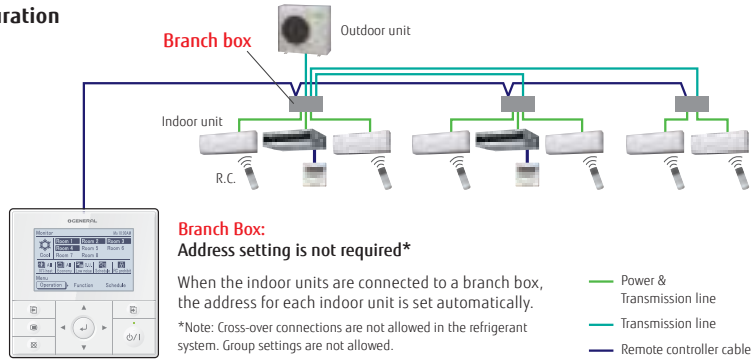

Central Remote Controller Functions

Weekly schedule timer
The ON/OFF setting can be set for 4 times a day. Two weekly patterns can be set to match the cooling and heating seasons.

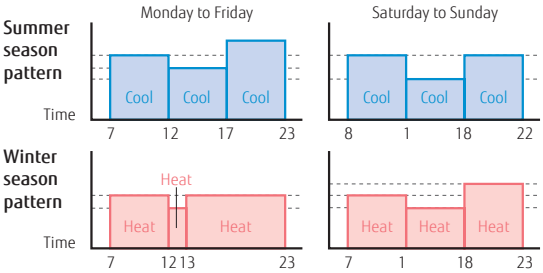

Low noise operation
Users can choose from 4 low noise levels, depending on the installation environment. The operation time can be set using the timer.

10°C heat operation
When you leave, minimum heating operation is performed to maintain the room temperature (maintain at 10°C).
*Please consult your dealer for the condition.

Economy operation
Economy operation is energy saving, as the set temperature of indoor unit is shifted by 1°C and the maximum electric value of the outdoor unit is suppressed.

Prohibited Settings
The remote controller operation of all indoor units comes with a lock function to prevent unapproved operations in the various rooms. The central remote controller also has a key lock function to prevent children from playing with it, etc.

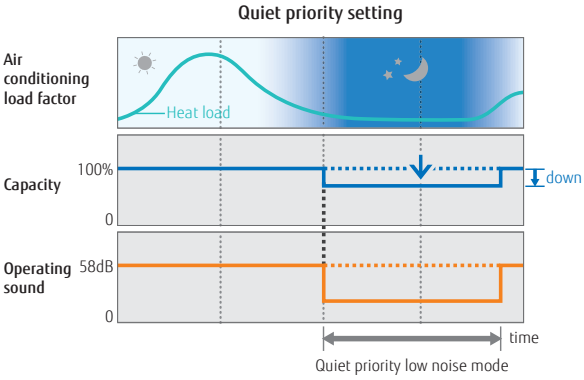

Specifications

Model name	UTY-DMMGM / UTY-DMMGM1
Power Source	DC 12 V
Dimensions (H × W × D) (mm)	120 × 120 × 21.3
Weight (g)	220

DC 12 V is supplied by the indoor unit.

Network Convertor for Single Split

UTY-VTGX / UTY-VTGXV

UTY-VTGX
DC power supply type



UTY-VTGXV
AC power supply type

Maximum Controllable
16
single indoor units

Maximum Controllable
1 Group

Maximum Controllable
100
Network Convertors

- The network convertors are required when connecting single split system to VRF network system.
- Compact and light weight design
- Connectable to both types of 2-wire and 3-wire remote controllers

Installation example.

- 2 types of 1 remote controller type and 2 remote controllers type are available.
- Power supply (AC220-240V, 50/60 Hz) is required for 2 remote controllers type.

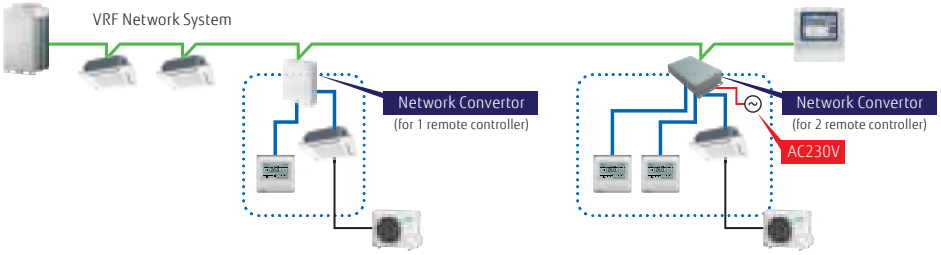

- 2-wire and 3-wire type of the wired remote controller can be connectable.

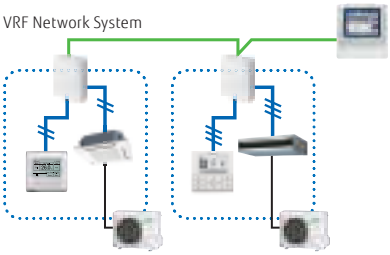

- A central control can be provided for the single split systems. (Up to 100 units of Network Convertor is connectable in one VRF network system)

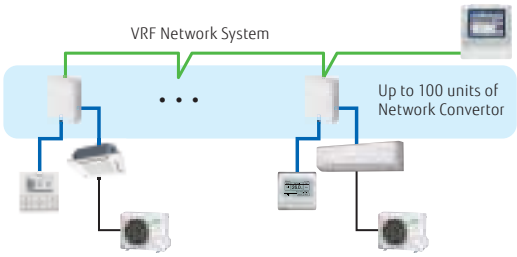

Specifications

Model name	UTY-VTGX		UTY-VTGXV
Power Supply	polar 3-wire DC 12 V	non-polar 2-wire DC 12 V	220-240 V 50/60 Hz
Input power (W)	Max. 1.2		Max. 3
Dimensions (H × W × D) (mm)	140 × 117 × 43		54 × 260 × 150
Weight (g)	250		1,100

Wireless Remote Controller

UTY-LNHG

Maximum Controllable
16 indoor units

Maximum Controllable
1 Group

Selectable
4 daily timers

Simple and sophisticated operations with a choice of 4 daily timers

• A single controller controls up to 16 indoor units.

Built-in timers

4 timer programs: On / Off / Program / Sleep
Program timer: Operates ON/OFF timer once within 24 hours
Sleep timer: Corrects the set temperature automatically during sleep time

Easy installation and operation

Code selector switch prevents indoor unit mix-up (up to 4 codes)
Wide and precise transmitting range

IR Receiver Unit for Duct

UTB-YWC, UTY-TRHX

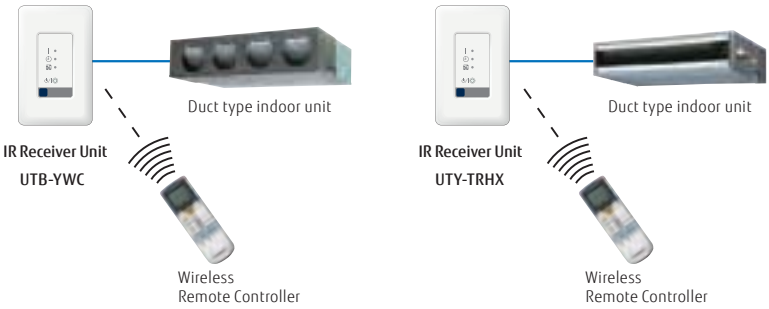

Duct type* indoor units can be controlled with Wireless Remote Controller

*Only Large Airflow Duct can not be connected to IR Receiver Unit.

*The wireless remote controller (Model: UTY-LNHY) is necessary separately

IR Receiver Unit for Cassette

UTY-LRHGB1, UTY-LBHXD, UTY-TRHX

Cassette type indoor unit can be controlled with Wireless Remote Controller

*The wireless remote controller (Model: UTY-LNHY) is necessary separately

Specifications

Model name	UTY-LNHG	UTB-YWC	UTY-LRHGB1	UTY-LBHXD	UTY-TRHX
Battery	1.5 V (R03 / LR03 / AAA)×2	DC 5 V	DC5V	DC5V	DC 5 V
Dimensions (H × W × D) (mm)	170 × 56 × 19	145 × 90 × 30	193.9 × 193.9 × 31.2	193.9 × 193.9 × 31.2	145 × 90 × 30
Weight (g)	85	150	140	140	150

DC 12 V is supplied by the indoor unit.

Central Remote Controller

UTY-DCGGZ2

NEW

For small and medium-sized buildings and tenants

- Individual control and monitor of 100 indoor units
- 7.0inch TFT color screen
- High visibility and easy operation
- Room temperature display by indoor unit sensor & remote controller sensor
- 50 Remote Controller Groups Display & remote controller group rename
- Supports 12 different languages
  (English, Spanish, German, French, Italian, Russian,Portuguese, Turkish, Polish, Greek, Dutch, Chinese)

Maximum Controllable
100 indoor units

Maximum Controllable
50 groups

Easy Management

Air conditioning management by detecting room temperatures of each room

The room temperature detected with indoor unit sensor or remote controller sensor can be displayed. New model can detect the room temperature by indoor units sensors even if wired remote controllers are not connected to the indoor units.

NEW Not connected wired remote controller

: Indoor Unit Sensor

Connected wired remote controller

: Remote Controller Sensor / other sensors

*Room temperature is displayed only when indoor unit operates.

NEW 50 Remote Controller Groups Display

The group display and the 50 remote controller groups display can be switched easily.
Users can choose which display is better, depending on the situation.

Group Display

Manage & Monitor
by each Groups

50 Remote Controller Groups Display



Manage & Monitor
by 50 Remote Controller Groups

NEW Remote Controller Groups Rename

The remote controller group names can be changed. Users can know easily where the air conditioning is located by changing the remote controller group names.

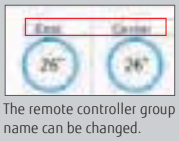

The remote controller group name can be changed.

Features: Central Remote Controller

- Easy intuitive operation from the touch panel display.
- All functions can be accessed through the monitoring screen showing a pop-up window for detailed operation.

Monitoring screen

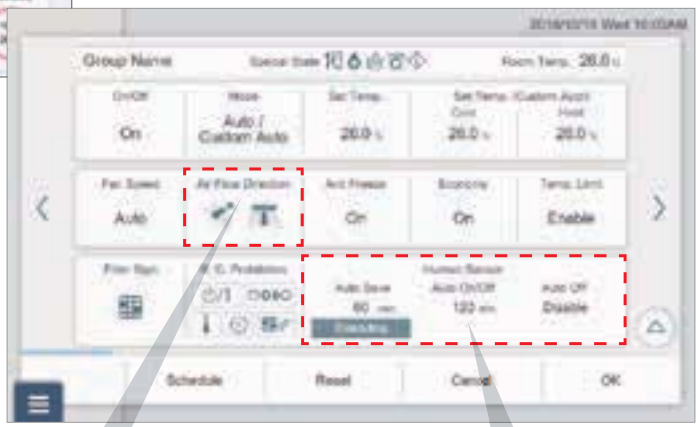

Individual setting

NEW Added individual wind direction control

Individual wind direction control has been added.

Circular Flow cassette / 3D Flow cassette

Circular flow cassette

NEW Human Sensor Compatible

Human sensor setting
- Auto save
- Auto on / off
- Auto off detection time
- Enable and disable

Remote Management

Remote monitoring / Remote operation

New central remote controller can control your tenant's air conditioner anytime and anywhere.

When the central remote controller manages the indoor units of some tenants, air conditioning of each tenants can be managed separately online.

NEW Increased the Number of Accounts

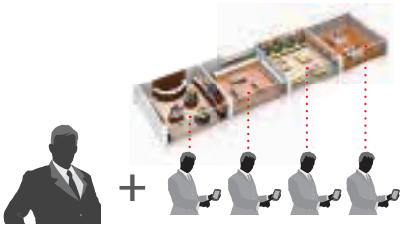

Administrator
(Building owner)

Online users
(Tenant owner)

Maximum
30
accounts

Trouble support function

Display error details

Display descriptive explanation when an error occurs

All indoor unit groups display

Display error details
- Indoor unit error
- Outdoor unit error
- Central remote controller error

Sensor value monitoring function

Monitor sensor data of indoor unit / outdoor unit, send mail

Notify room temperature by email*

Notify by e-mail when the temperature around the air conditioner is too high or too low

*:This function is available only when using wired remote controller.

Specifications

Model name	UTY-DCGGZ2
Power Supply	100-240 V 50/60 Hz
Dimensions (H × W × D) (mm)	134.6 × 216.2 × 37.9
Weight (g)	800

Touch Panel Controller

UTY-DTGGZ1

- Large-sized 7.5-inch TFT color
- LCD Easy finger touch operation
- Stylish shape and design to suit all application
- Up to 400 indoor units can be controlled
- Selectable 2 display types (Icon / List) in monitoring mode
- Supports 7 different-languages ,English, Chinese, French, German, Spanish, Russian, Polish.
- Mounted with LAN interface for remote control & operation, external input / output with emergency stop and batch ON / OFF

Maximum Controllable
400 indoor units

Maximum Controllable
100 outdoor units

Maximum Controllable
400 groups

Easy Operation

- Wide range of simple-to-understand icons
- Operation can be selected using your finger or the dedicated touch pen by pressing the appropriate on-screen icon.
- Back color identifies current control operation blue for monitoring, green for operational control.

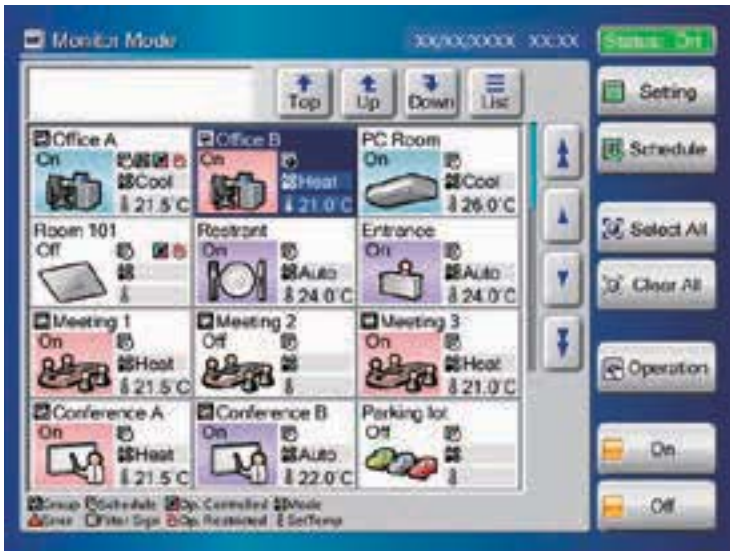

Easy maintenance

- Flat touch screen is easily cleaned
- Non-glare coating on touch panel controller minimizes fingerprint marking
- Easy-to-remove front cover

Easy installation

- Touch Panel Controller is easily mounted to the wall.
- Flat back surface allows to be installed wherever it is needed.
- No additional component is required for installation

Up to 400 indoor units can be controlled

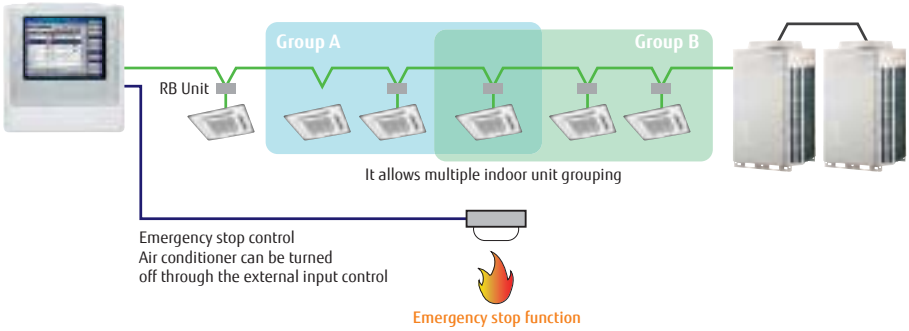

Control & monitoring

- Control and monitor Fujitsu's air conditioner via LAN or Internet.
- Allow user or tenant to manage only assigned equipment by their PC or tablet from anywhere.
- Error contents are notified automatically by E-mail at error occurrence to handle the trouble promptly.

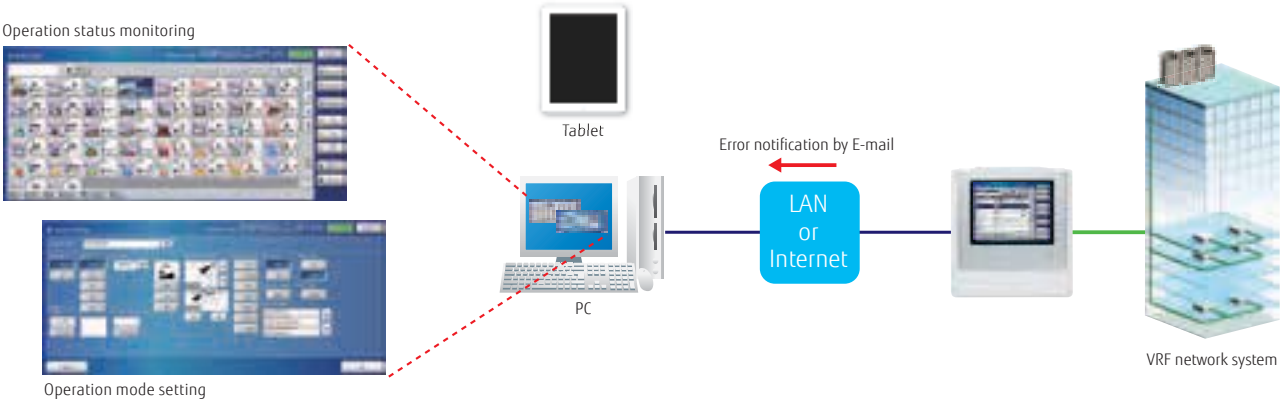

Smart Phone

Model name	Browser
Nexus 6P (Android 7.1.1)	Google Chrome 5.5
iphone 7 (iOS 10.1)	Safari 10

Tablet

Model name	Browser
iPad Pro 9.7 inch (iOS 10.2.1)	Safari 10

Flexible access permission for Point each level user.

Administrator can register multiple user to permit which indoor unit(s) and which function can access.

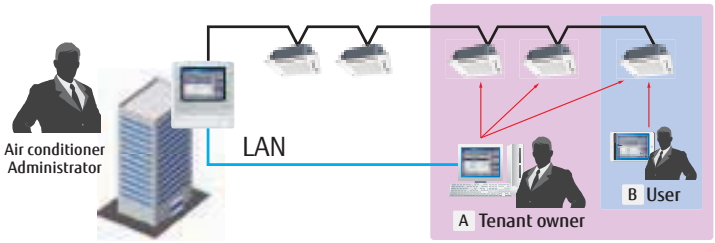

A : Account ID for Tenant owner B : Account ID for User

Additional languages function

Corresponds to 7 different languages, English, Chinese, French, German, Spanish, Russian, Polish as standard.
Additional language can be integrated on remote device by creating language database.
Additional language is displayed on only the remote device, and Touch Panel Controller cannot be added other languages.

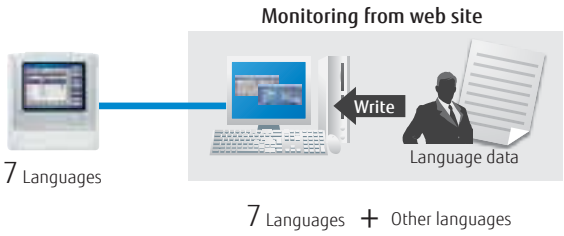

Electricity charge apportionment
(Option: UTY-PTGXA)

- Electricity charge apportionment can be performed easily for the power consumed when billing users for air conditioning power charges.

- Apportionment charge/bill calculation
- Tenant (block) setting
- Common facilities apportionment setting
- Rated power consumption allotment setting
- Individual calculation at cooling and heating
- Electricity meter supported

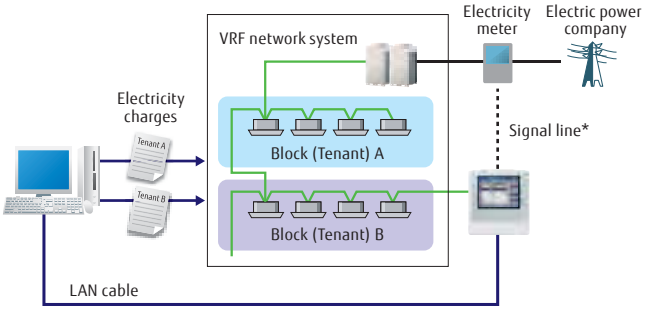

*: Electricity meter (1unit) can be connected to external input connector of the TPC unit.
In this case, electricity meter cannot be connected to outdoor unit simultaneously.

Features: Touch Panel Controller

Automatic summer time setting

Providing function

1) Schedule setting of summer time setting
   - It prevents the user from forgetting to set summer time. In addition, it reduces the time and labor of user.

Automatic clock adjustment

2) The time setting of each controller can be set in batch automatically.

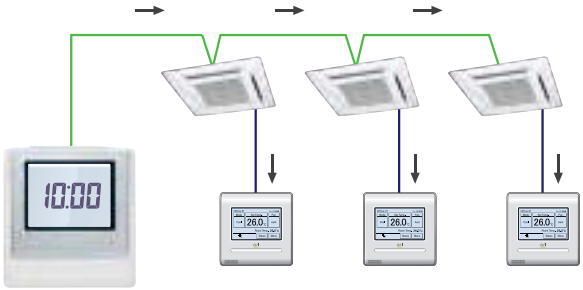

Outdoor low noise operation

Users can choose from 4 low noise levels, depending on the installation environment.
The operation time can be set using the timer.

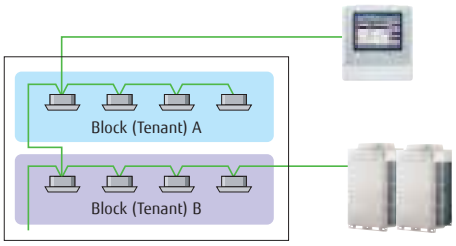

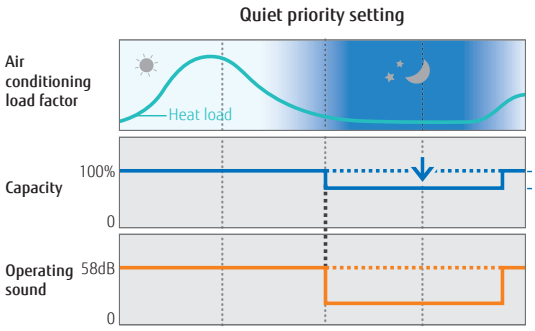

Various energy saving control

Custom Auto

- Maintains 2 separate set points for heating and cooling.
- Automatically changes mode between heating and cooling.

* This function is not available for some models.

Cooling set temp. 28℃, Heating set temp. 18℃

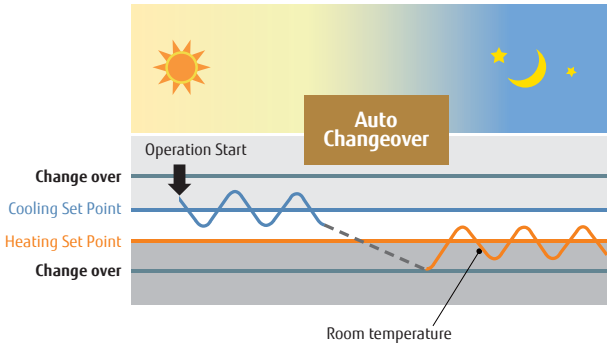

Refrigerant leakage detection function

The refrigerant leak condition is indicated by the management equipment, and if refrigerant leakage occurs, it is displayed as a pop-up, the user is notified, and the refrigerant is shut off.

FUNCTIONS SUMMARY

	UTY-DTGGZ1	Monitoring side
Air conditioning control function		
On / Off	●	●
Operation mode setting*	●	●
Fan speed setting	●	●
Room temp. setting	●	●
Room temp. set point limitation	●	●
Test operation	●	●
Up/down air direction flap setting	●	●
Right/left air direction flap setting	●	●
Individual louver control	●*1	●
Group setting	●	●
RC prohibition	●	●
Anti freeze setting	●	●
Set temp. auto return	–	●
Various energy saving control	—	●
Economy mode setting	●	●
Human sensor control	—	●
Display		
Error	●	●
Defrosting	●	●
Current time	●	●
Day of week	●	●
R.C. prohibition	●	●
Cooling/heating priority	●	●
Address display	●	●
Room temp	●*3	●*3
Multi language	●	●
Summer time	●	●
Time zone setting	●	●
Name registration	●	●
Backlight	●	●
Language setting	7	7+other
Filter sign reset	●	●
Memory operation	●	●
Refrigerant leakage detection function	●	●

●: Supported ○: Optional function —: Not supported yet
*1 Only setting cancellation can be operated.
*2 This function is available only through external input control.
*3 This function is available only when using wired remote controller.

		UTY-DTGGZ1	Monitoring side
Timer			
Schedule timer	Period	Year	Year
	On/off, Temp, Mode, Times per day	20	20
On/off timer		—	—
Sleep timer		—	—
Program timer		—	—
Auto off timer		—	●
Day off		●	●
Min. unit of timer setting (Minutes)		10	10
Control			
Status monitoring system		●	●
Electricity charge apportionment		○	○
Error history		●	●
Emergency stop		●*2	●*2
Remote management		—	●
Energy saving management		—	—
E-mail notification for malfunction		—	●
Key lock		● Password setting	—
Low noise mode		●	●

Specifications

Model name	UTY-DTGGZ1
Power Supply	100-240 V 50/60 Hz, Single phase
Dimensions (H × W × D) (mm)	260 × 246 × 54
Weight (g)	2,150
Interface	Transmission/LAN/USB/EXT IN/EXT OUT/Reset SW

System Controller

UTY-APGXZ1 Software

Maximum Controllable
4 VRF network systems

Maximum Controllable
400 outdoor units

Maximum Controllable
1,600 indoor units

System Controller realizes the advanced integrated monitoring & control of VRF network system from small scale buildings to large scale buildings.

- Up to a maximum of 4 VRF network systems, 1600 indoor units, and 400 outdoor units can be controlled.
- In addition to air conditioning precision control function, central remote control, electricity charge calculation, schedule management, and energy saving functions are strengthened and building manager and owner needs are met.
- Corresponds to 7 different languages (English, Chinese, French, German, Spanish, Russian, Polish)

System Controller Lite

UTY-ALGXZ1 Software

Maximum Controllable
1 VRF network system

Maximum Controllable
100 outdoor units

Maximum Controllable
400 indoor units

System Controller Lite has standard functions sufficient for air conditioner management in small and medium scale buildings .

- Up to a maximum of 1 VRF network system, 400 indoor units, and 100 outdoor units can be controlled.
- In addition to air conditioning precision control function, a variety of management software is available as an option to give customers a wide range of choice.
- Corresponds to 7 different languages (English, Chinese, French, German, Spanish, Russian, Polish)

High visibility and Easy operation

Click & Operate: The property is shown visually from the perspective most suitable for operation and operated accordingly (Click & Operate). You can select from among the 4 displays of site, building, floor, or list.

Freely define groups for batched control: Indoor units can be freely grouped for simple batched control from a tree menu. Grouping by hierarchal structure, such as by section, division or department is possible.

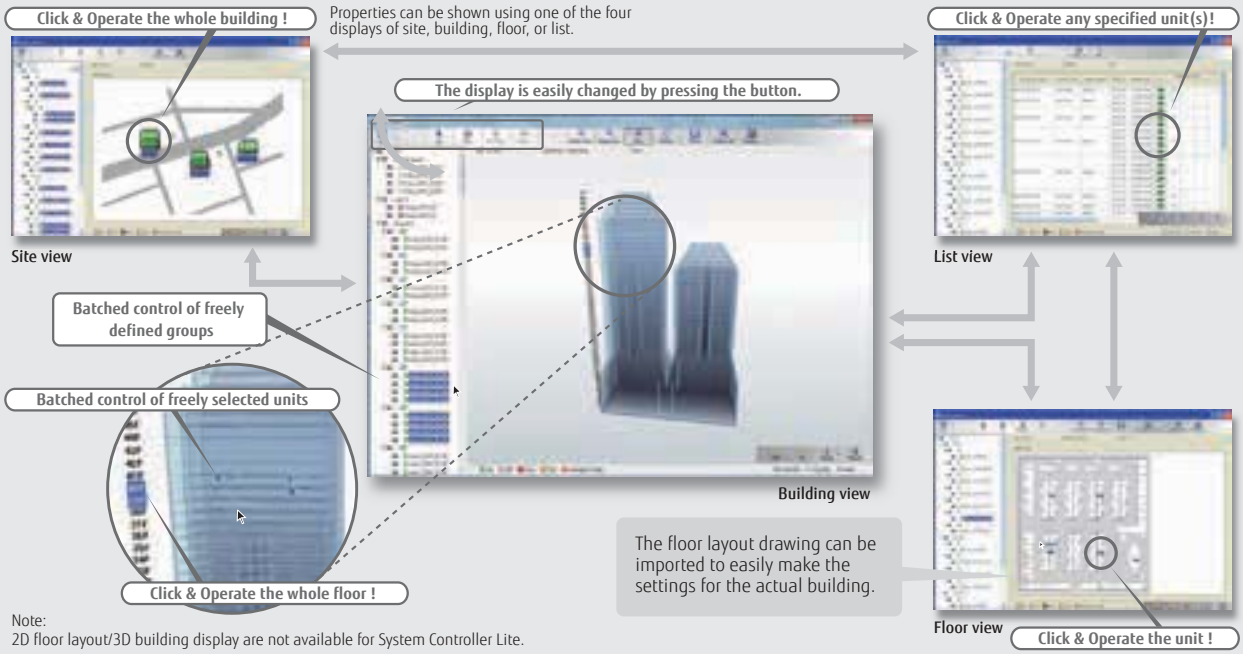

Note:
2D floor layout/3D building display are not available for System Controller Lite.

3rd party devices connected by Modbus can be controlled.

Standard for System Controller **Option** for System Controller Lite UTY-PLGXX2

When Modbus Adaptor (locally purchased) is connected to PC, the electric facilities supported by Modbus can be controlled centrally. Wasteful electricity charge by forgetting to turn off and patrol activities can be reduced in the entire building.

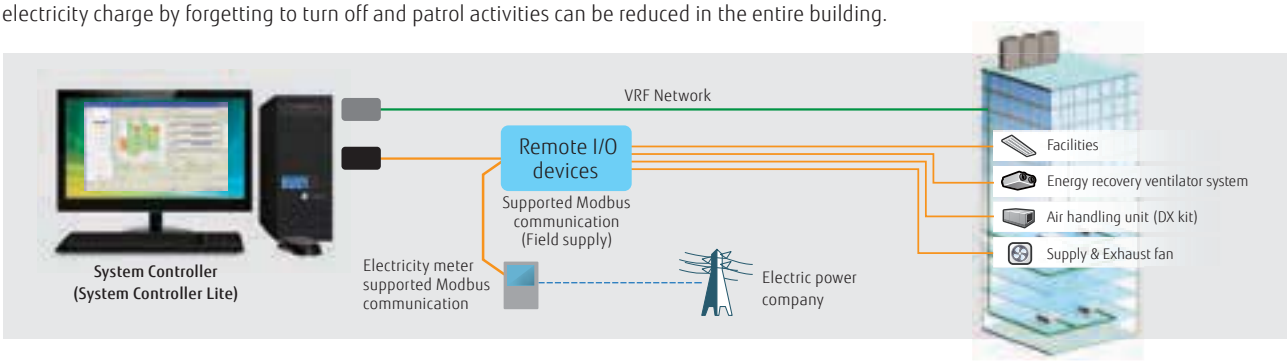

Diverse operation management & Data management

Standard for System Controller and System Controller Lite

Schedule management

- Annual schedules can be set for each remote controller group / user defined group.
- Start / stop, operating mode, remote controller prohibition, and temperature settings can be set up to 143 times per day at 10 minute intervals for up to 101 configurations for each remote controller group.
- Settings can be made for periods straddling midnight.
- Allows programming of special settings for holidays, including public holidays, for a complete year.
- Low noise operation of outdoor unit can be scheduled.

Diverse control of indoor unit and outdoor unit

- Indoor unit operation state, operation mode, etc. are displayed
- Indoor unit start / stop and operation mode switching
- Room temperature set point limitation
- Outdoor unit low noise setting

Remote controller prohibition

This prohibits changes to the operation mode, temperature, start/stop, etc.

Error display & E-mail notification

Error is notified with popup message, audible sound and E-mail real time when error occurs. Errors for the past 1 year are logged and can be reviewed later.

Operating & control record

Displays the history of operation status and control.

Data base import/export

Imports/exports registration data, layout data, and image data. Only the administrator can make this setting.

Automatic clock adjustment

The time setting of each controller can be set in batch automatically.

Electricity charge apportionment

Standard for System Controller
Option for System Controller Lite UTY-PLGXA2

Electricity charge apportionment calculation framework

Suppose you want to find the power consumed by the air conditioners of each tenant from the electricity charge for each month. With electricity charge apportionment function, used energy apportionment ratio will be provided, calculating in detail the energy consumed by the units used by each tenant. This information is then used to calculate the charges for the electricity consumed for air conditioning by each tenant from the total electricity charges in the bill from the electric power company. (See figure at right)
The detailed calculation takes into consideration such things as unused rooms and nighttime electricity charges and shows them in a charges calculation sheet.

System Configuration Example

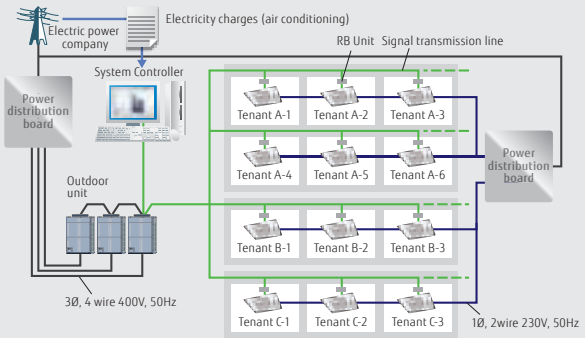

Features: System Controller/System Controller Light

Remote management

Standard for System Controller
Option for System Controller Lite UTY-PLGXR2

System Controller may be used on site or remotely over various networks for remote central control.
System Controller requires 2 software working together. VRF Controller runs on site and communicate with VRF system.
VRF Explorer runs remotely and provides user interface and communicate with the VRF Controller.
VRF Controller and VRF Explorer program may run in a single PC or in different PCs separated by network.
By using VRF Explorer software, one PC can perform central control of 10 VRF system sites with max. 20 buildings per site.

On site central control

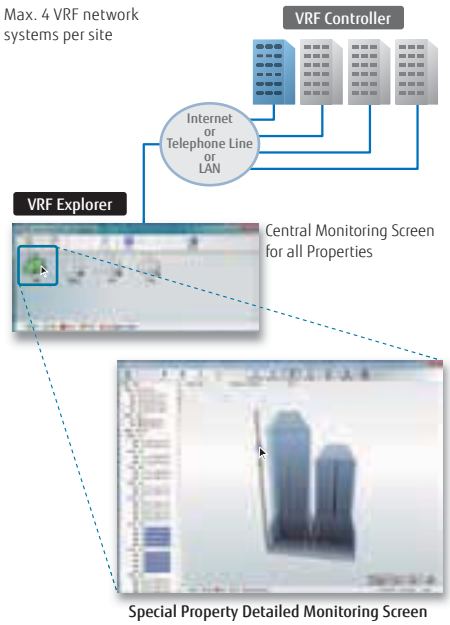

Remote central control

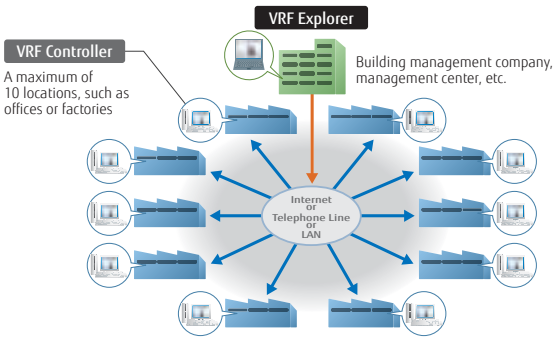

1 VRF Explorer can control or monitor up to 10 sites.

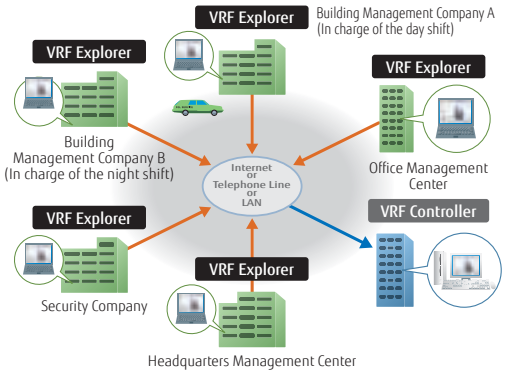

1 VRF Controller can be monitored from any number of VRF Explorers (Up to 5 connections simultaneously).

Energy saving management

Option for System Controller UTY-PEGXZ1
Option for System Controller Lite UTY-PLGXE2

A variety of energy saving operations can be set and managed depending on the season, weather, and time period. Excellent energy saving operation is performed while keeping users comfortable.

Energy Saving Management Main Screen

Energy saving graph data: This graph compares the electricity consumption with the previous month and previous year to make it easy to analyze the energy saving effect.

Indoor unit rotation operation

The operation of indoor units can be automatically rotated within a group in accordance with the set annual schedule to reduce power consumption while maintaining comfort. The indoor unit operation stoppage rate can be selected.

Peak cut operation

A power meter is connected to detect the total power consumption while shifting the indoor unit set temperature, set the indoor unit forced thermostat off, and taking other measures to carefully control the power consumed while maintaining comfort and conducting control to maintain the target power consumption set for each time. The indoor units to be controlled can be freely grouped and the control level can be set.

Outdoor unit capacity save

Outdoor unit capacity save switches the outdoor unit capability upper limit to suppress power consumption during hot summers and cold winters by averaging the power saving effect of each refrigerant system. You can select from 50% or more of the capacity upper limit.

FUNCTIONS SUMMARY

Function	Type		System controller		System controller lite				
			UTY-APGXZ1	Option UTY-PEGXZ1	UTY-ALGXZ1	Option UTY-PLGXR2	Option UTY-PLGXA2	Option UTY-PLGXE2	Option UTY-PLGXX2
System specification	Max. VRF networks supported		4	—	1	—	—	—	—
	Max. indoor unit / remote controller groups per VRF network		400	—	400	—	—	—	—
	Max. outdoor units per VRF network		100	—	100	—	—	—	—
	Max. indoor units / remote controller groups per System controller		1600	—	400	—	—	—	—
	Max. outdoor units per System controller		400	—	100	—	—	—	—
Site supervision	Multi site display		10	—	10	—	—	—	—
	Number of building / 1 site		20	—	—	—	—	—	—
	Number of floor per 1 site		200	—	—	—	—	—	—
	Number of floor per 1 building		50	—	—	—	—	—	—
	3D graphical layout view		●	—	—	—	—	—	—
	2D graphical layout view		●	—	—	—	—	—	—
	List display		●	—	●	—	—	—	—
	Tree display		●	—	●	—	—	—	—
	Group display		●	—	●	—	—	—	—
Error management	Error notification		●	—	●	—	—	—	—
	Audible alarm		●	—	●	—	—	—	—
	Error e-mail notification		●	—	●	—	—	—	—
History	Error history		●	—	●	—	—	—	—
	Operation history		●	—	●	—	—	—	—
	Control history		●	—	●	—	—	—	—
Operation control	Individual control	On/Off	●	—	●	—	—	—	—
		Operation mode*	●	—	●	—	—	—	—
		Room temperature	●	—	●	—	—	—	—
		Fan speed	●	—	●	—	—	—	—
		Air flow direction	●	—	●	—	—	—	—
		Economy mode	●	—	●	—	—	—	—
		Room temperature set point limitation	●	—	●	—	—	—	—
		Antifreeze	●	—	●	—	—	—	—
		Outdoor unit low noise setting	●	—	●	—	—	—	—
	Individual management	Remote control prohibition setting	●	—	●	—	—	—	—
		Temperature upper and lower limit setting	●	—	●	—	—	—	—
		Filter sign reset	●	—	●	—	—	—	—
	Other	Memory operation	●	—	●	—	—	—	—
		Pattern operation	●	—	●	—	—	—	—
Schedule	Annual Schedule		●	—	●	—	—	—	—
	Special day setting		●	—	●	—	—	—	—
	On /off per day		72	—	72	—	—	—	—
	On / off per week		504	—	504	—	—	—	—
	Day off		●	—	●	—	—	—	—
	Min. unit of timer setting (Minutes)		10	—	10	—	—	—	—
	Low noise mode Weekly schedule		●	—	●	—	—	—	—
Remote management	Web Operation		●	—	●	—	—	—	—
	Remote monitoring		●	—	—	●	—	—	—
	Remote operation control		●	—	—	●	—	—	—
	Remote function setting		●	—	—	●	—	—	—
Electricity charge apportionment	Apportionment charge/bill calculation		●	—	—	—	●	—	—
	Tenant (block) setting		●	—	—	—	●	—	—
	Common facilities apportionment setting		●	—	—	—	●	—	—
	Rated power consumption allotment setting		●	—	—	—	●	—	—
	Individual calculation at cooling and heating		—	●	—	—	●	—	—
	Electricity meter supported		—	●	—	—	●	—	—
Energy saving management	Indoor unit rotation		—	●	—	—	—	●	—
	Peak cut control		—	●	—	—	—	●	—
	Outdoor unit capacity save		—	●	—	—	—	●	—
	Record of energy saving operation		—	●	—	—	—	●	—
	Energy saving information		—	●	—	—	—	●	—
	Power consumption monitor		—	●	—	—	—	●	—
	Electricity meter supported			●		—	—	●	—
External Device Control	Monitor		●	—	—	—	—	—	●
	Control		●	—	—	—	—	—	●
Others	Database import/export		●	—	●	—	—	—	—
	Automatic clock adjustment		●	—	●	—	—	—	—
	Multi language		7 languages	—	7 languages	—	—	—	—
	Refrigerant leakage detection function		●	—	●	—	—	—	—
	Power shutdown		●	—	●	—	—	—	—

●●: Available. - : Not available.

Personal computer system requirements

The required PC specifications are shown in the following table.

	System Controller	System Controller Lite
Operating system	• Microsoft® Windows® 7 Home Premium (32-bit or 64-bit) SP1, Windows® 7 Professional (32-bit or 64-bit) SP1 • Microsoft® Windows® 8.1 (32-bit or 64-bit), Windows® 8.1 Pro (32-bit or 64-bit) • Microsoft® Windows® 10 Home (32-bit or 64-bit), Windows® 10 Pro (32-bit or 64-bit) [Supported languages] English, Chinese, French, German, Russian, Spanish, and Polish	
CPU	Intel® CoreTM i3 2 GHz or higher	
Memory	• 2 GB or more (for Windows® 7 [32-bit]) • 4 GB or more (for Windows® 7 [64-bit], Windows® 8.1, and Windows® 10)	
HDD	40 GB or more of free space	
Display	1024 x 768 or higher resolution	
Interface	•Ethernet port (for getting access to the Internet using LAN) or Modem (for getting access to the Internet using Public Telephone Line) •USB ports (Maximum of 6 ports) (Required only for the Server PC that works as VRF Controller) - Maximum of 2 USB ports are required for WHITE-USB-KEY/WibuKey connection - Maximum of 4 USB ports are required for Echelon® U10 USB Network Interface * Maximum number of required USB port depends on the applicable system configuration.	•Ethernet port (for getting access to the Internet using LAN) or Modem (for getting access to the Internet using Public Telephone Line) •USB ports (Maximum of 6 ports) (Required only for the Server PC that works as VRF Controller) - Maximum of 4 USB ports are required for WHITE-USB-KEY/WibuKey connection - 1 USB port is required for Echelon® U10 USB Network Interface * The maximum number of required USB port depends on the applicable system configuration.
Graphic accelerator	Microsoft® DirectX® 9.0c compatible	
Software	Adobe® Acrobat Reader® 9.0 or later	

• Echelon® U10 USB Network Interface – TP/FT-10 Channel (Model number: 75010R) (Required for each VRF Network.)

PACKING LIST

Type	For System controller		For System controller Lite				
	System Controller	Option Energy manager	System Controller Lite	Option Remote access	Option Electricity charge apportionment	Option Energy saving	Option Central Control
Model name	UTY-APGXZ1	UTY-PEGXZ1	UTY-ALGXZ1	UTY-PLGXR2	UTY-PLGXA2	UTY-PLGXE2	UTY-PLGXX2
WHITE-USB-KEY	1	1	1	1	1	1	1

*1: Software protection key to be inserted in a USB slot running System Controller or System Controller Lite.
System Controller or System Controller Lite may only run on a PC with WHITE-USB-KEY. However, WHITE-USB-KEY is not required for remote VRF Explorer software.

BACnet® Gateway

UTY-ABGXZ1 Software

WHITE-USB-KEY
(Software Protection Key)

BACnet is a registered trademark of ASHRAE. ASHRAE does not endorse, approve or test products for compliance with ASHRAE standards. Compliance of listed products to the requirements of ASHRAE Standard 135 is the responsibility of BACnet International (BI). BTL is a registered trademark of BACnet International.

- It is possible to connect medium to large sized BMS to VRF network system via BACnet®, a global standard for open networks.
- A maximum of 1600 indoor units with 4 VRF network systems (a maximum of 400 indoor units & 100 outdoor units for one network system) can be connected to one BACnet® Gateway.
- It is possible to control or monitor VRF network system from BMS via BACnet® Gateway.
- Compatible with BACnet® (ANSI / ASHRAE-135-2014) application specific controller (B-ASC).
- Compatible with BACnet®/IP over Ethernet.
- Scheduling function, Alarm & Event functions as well as Electricity Change Apportionment function are provided in BACnet® Gateway.
- Connection between VRF network system to personal computer is possible via small U10 USB interface. However, both U10 USB interface & personal computer are field supplied items.
- Corresponds to 7 different languages, English, Chinese, French, German, Spanish, Russian, Polish.

Maximum Controllable
4
VRF network systems

Maximum Controllable
400 outdoor units

Maximum Controllable
1,600 indoor units

Installation example

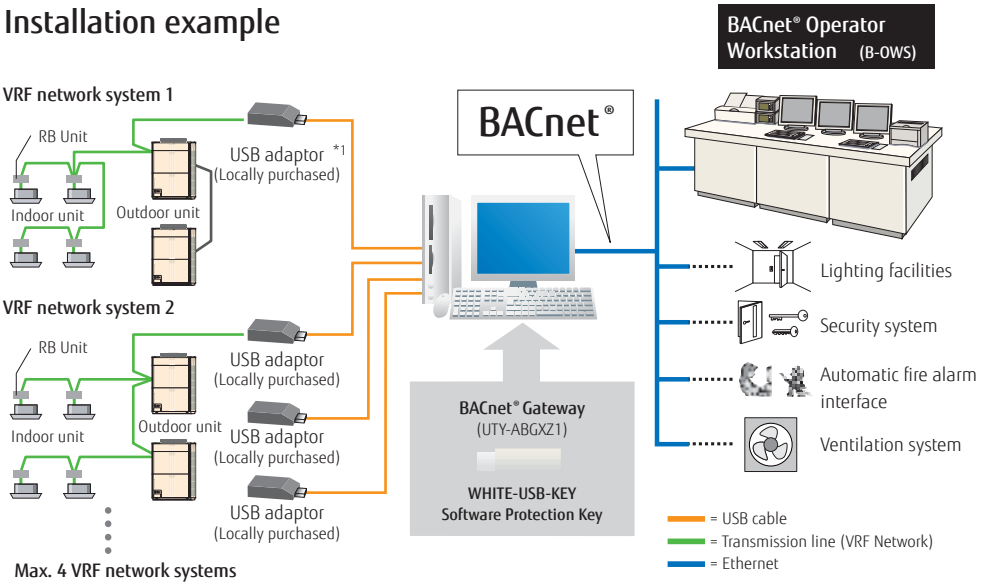

*1: USB adaptor is U10 USB Network Interface of Echelon® Corporation.

Personal computer system requirements

	UTY-ABGXZ1
Operating system	• Microsoft® Windows® 7 Home Premium (32-bit or 64-bit) SP1, Windows® 7 Professional (32-bit or 64-bit) SP1 • Microsoft® Windows® 8.1 (32-bit or 64-bit), Windows® 8.1 Pro (32-bit or 64-bit) • Microsoft® Windows® 10 Home (32-bit or 64-bit), Windows® 10 Pro (32-bit or 64-bit) [Supported languages] English, Chinese, French, German, Russian, Spanish, and Polish
CPU	Intel® Core™ i3 2 GHz or higher
Memory	• 2 GB or more (for Windows® 7 [32-bit]) • 4 GB or more (for Windows® 7 [64-bit], Windows® 8.1, and Windows® 10)
HDD	40 GB or more of free space
Display	1024 x 768 or higher resolution
Interface	• Ethernet port (for getting access to the Internet using LAN) • USB ports (Maximum of 5 ports) - 1 USB port is required for WHITE-USB-KEY/WibuKey connection - Maximum of 4 USB ports are required for Echelon® U10 USB Network Interface * Maximum number of required USB ports depends on the applicable system configurations.
Software	Adobe® Acrobat Reader® 9.0 or later

•Echelon® U10 USB Network Interface – TP/FT-10 Channel (Model number: 75010R) (Required for each VRF Network.)

<Packing list>

Name and shape	Quantity	Application
WHITE-USB-KEY	1	Includes the software and manuals, license for BACnet® Gateway.

BACnet® Gateway

UTY-VBGX Hardware

- BACnet® Gateway enables to connect a BMS and Fujitsu General VRF system.
- A maximum of 128 indoor units and 32 refrigerant system can be connected to a single BACnet® Gateway.
- Compatible with BACnet® (ANSI / ASHRAE-135-2012) application specific controller (B-ASC).
- Compatible with BACnet®/IP over Ethernet.

BACnet is a registered trademark of ASHRAE. ASHRAE does not endorse, approve or test products for compliance with ASHRAE standards. Compliance of listed products to the requirements of ASHRAE Standard 135 is the responsibility of BACnet International (BI). BTL is a registered trademark of BACnet International.

Maximum Controllable
1 VRF network system

Maximum Controllable
32 refrigerant systems

Maximum Controllable
128 indoor units

Installation example

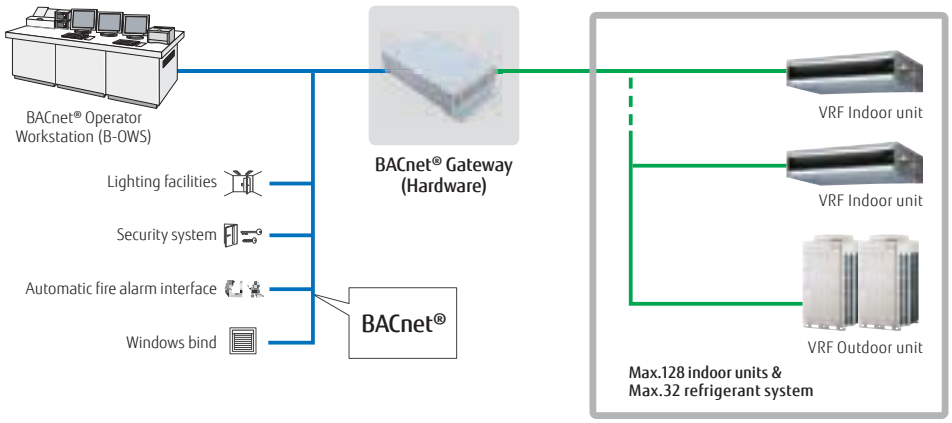

Specifications

Model name	UTY-VBGX
Number of controllable indoor units	128
Number of controllable refrigerant system	32
Number of controllable VRF network	1
Number of connectable units / one VRF network	4

Model name	UTY-VBGX
Power Supply	Single phase, 100-240V, 50/60 Hz
Power Consumption (W)	4.6 (max.)
Dimensions (H × W × D) (mm)	59.6 × 270.4 × 176
Weight (g)	1200

Multi Protocol LAN Interfaces

FG-TL-MBS16Z1

NEW

FG-TL-MBS16Z1
(VRF type)

Maximum Connectable
16 indoor units

No separate external power supply required

- Can be used for 16 indoor units.

Installation example

[VRF type]

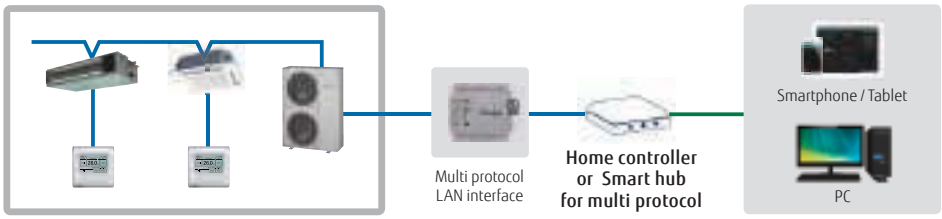

Specifications

Model name	FG-TL-MBS16Z1 (VRF type)
Power Supply	9 to 36VDC, Max.: 140mA or 24VAC 50-60Hz, Max.: 127mA.*
Input power (W)	1.7
Dimensions (H × W × D) (mm)	90 × 88 × 56
Weight (g)	330

*Recommended: 24VDC.

BACnet® / MODBUS® Router

FG-RTR-BAC32Z1 / FG-RTR-MBS32Z1

NEW

FG-RTR-BAC32Z1
(BAC net)

NEW

FG-RTR-MBS32Z1
(MODBUS)

Routing between BACnet MS/TP and BACnet IP networks

- Routing between BACnet MS/TP and BACnet IP networks
- Routing between Modbus RTU and Modbus TCP networks

Installation example

[BACnet type]

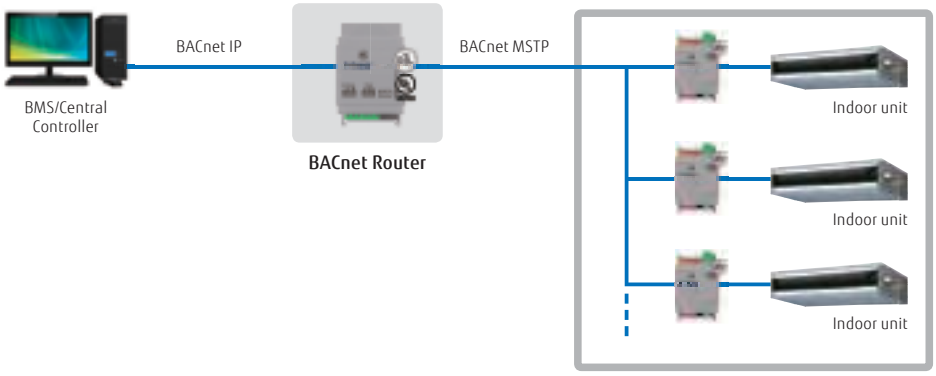

[MODBUS type]

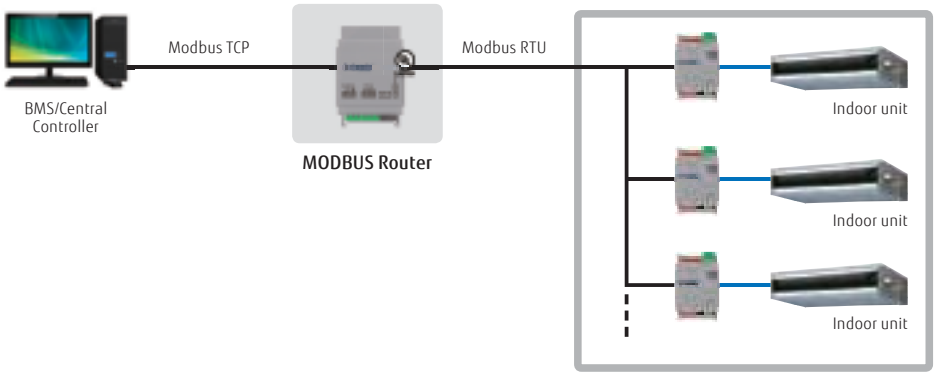

Specifications

Model name	FG-RTR-BAC32Z1 (MS/TP to IP)	FG-RTR-MBS32Z1 (RTU to TCP)
Number of routable devices (max.)	32	32
Power Supply	9-36VDC / 24VAC / 50-60 Hz / 140mA	9-36VDC / 24VAC / 50-60 Hz / 140mA
Power Consumption (W)	1.7	1.7
Dimensions (H × W × D) (mm)	93 × 53 × 58	93 × 53 × 58
Weight (g)	150	150

BACnet® / MODBUS® Cloud device

FG-CLD-BMG4Z1 / FG-CLD-BMG8Z1 / FG-CLD-BMG16Z1 / FG-CLD-BMG32Z1

NEW

FG-CLD-BMG4/8/16/32Z1

- The most powerful configuration tool common for all Intesis gateways providing to the integrator the power to configure and monitor the system on an easy and reliable way.
- Simple, easy and useful. It is the best description or the ST Cloud Web and App User Interface. All the widgets are customizable with the content of the user's needs. System Integrators can easily offer to the customer the best user experience to control their BACnet or Modbus devices.

Installation example

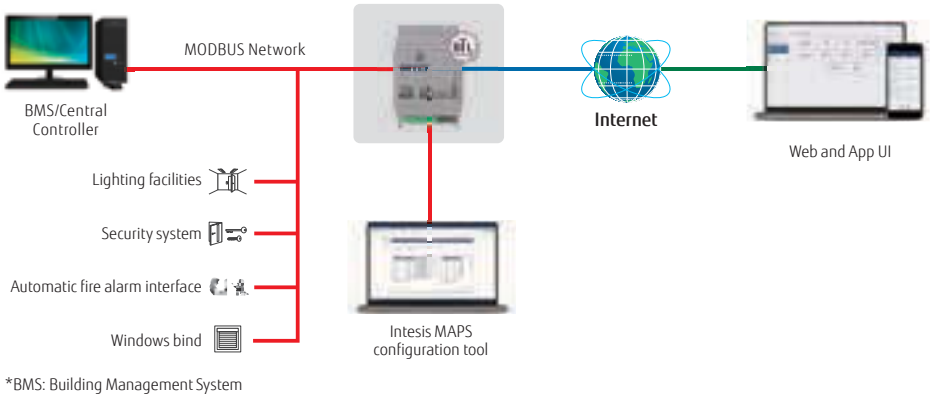

Gateway features

- BACnet IP/MSTP or Modbus TCP/RTU connectivity
- Up to 32 devices can be connected to each gateway.
- Up to 12 widgets per device
- Easy device configuration using Intesis MAPS

Next level service

- Industrial grade connectivity now for Building Automation
- Fast and scalable real time edge connectivity over HMS HubTM
- Full data control and protection
- Secure and remote updates during the application lifetime

System Features

- Monitor and control all devices in an intuitive way
- Comes with a native iOS and Android app and a web interface
- Create scenes and interact with multiple concurrent devices Ca
- Calendar that shows the daily planned installation commands
- Notifications keep you update about system status
- Device sharing and use permissions management
- Multiple site management from a common dashboard

Specifications

Model name	FG-CLD-BMG4Z1	FG-CLD-BMG8Z1	FG-CLD-BMG16Z1	FG-CLD-BMG32Z1
Number of connectable BACnet (IP/MSTP) or Modbus (TCP/RTU) devices	4	8	16	32
Power Supply	9-24VDC / 50-60 Hz	9-24VDC / 50-60 Hz	9-24VDC / 50-60 Hz	9-24VDC / 50-60 Hz
Power Consumption (W)	1.7	1.7	1.7	1.7
Dimensions (H × W × D) (mm)	93 ×53 × 58	93 ×53 × 58	93 ×53 × 58	93 ×53 × 58
Weight (g)	150	150	150	150

MODBUS® Convertor for VRF

UTY-VMGX / FG-TL-MBS16Z1



UTY-VMGX

Maximum Controllable
9 units to one VRF

Maximum Controllable
100 outdoor units

Selectable
128 indoor units

NEW

FG-TL-MBS16Z1

Maximum Controllable
16 indoor units

Maximum Controllable
16 outdoor units

The MODBUS Convertor allows a complete integration of air conditioners into MODBUS Networks.

- Compact and lightweight design
- Direct connection to MODBUS Network
- The MODBUS Convertor permits central monitoring and control of air conditioners from BMS or Central Controller.
- Up to 9 convertors can be connected to a VRF network (UTY-VMGX). The simultaneous controls such as ON/OFF or temperature settings can be done for each zone.
- It is easy to locate the source of error if any connection errors should occur after completion of installation works.

Installation example

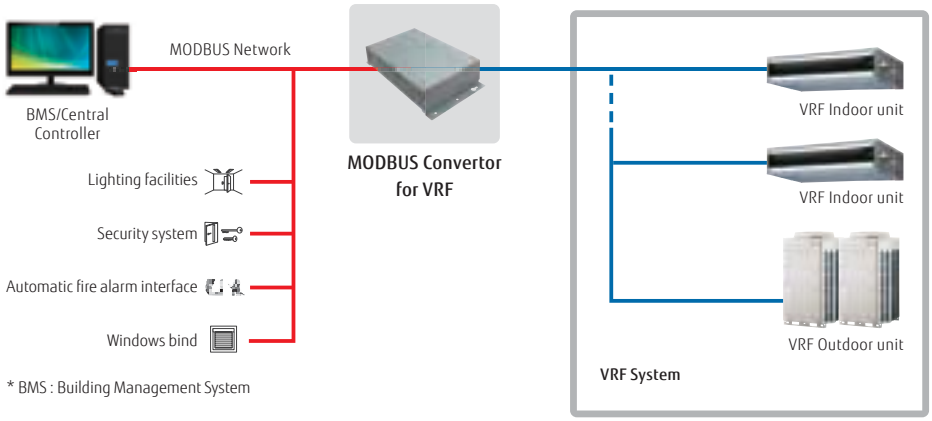

* BMS : Building Management System

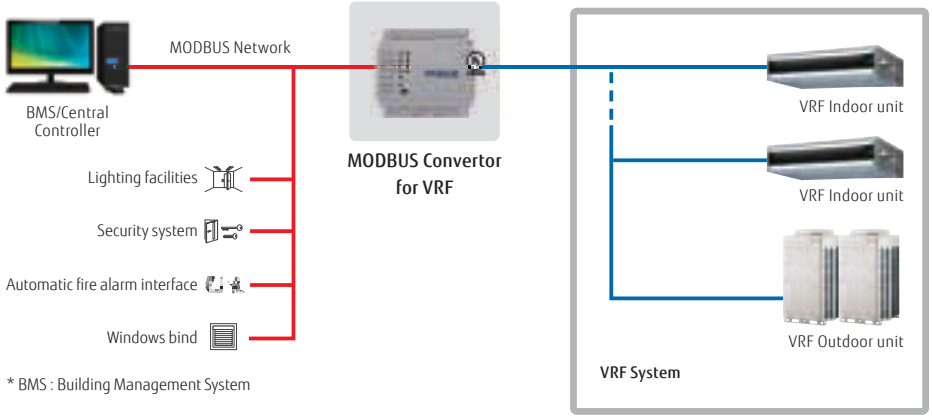

* BMS : Building Management System

Specifications

Model name	UTY-VMGX	FG-TL-MBS16Z1
Power Supply	220-240 V 50/60 Hz	9 to 36VDC, Max.: 140mA or 24VAC 50-60Hz, Max.: 127mA.*
Input power (W)	Max. 2	1.7
Dimensions (H × W × D) (mm)	54 × 260 × 150	90 × 88 × 56
Weight (g)	1,100	330

*Recommended: 24VDC.

KNX® Convertor for VRF

UTY-VKGX / FG-TL-KNX16Z1



UTY-VKGX

Maximum Controllable
100 outdoor units

Selectable
128 indoor units

NEW

FG-TL-KNX16Z1

Maximum Controllable
16 indoor units

Maximum Controllable
16 outdoor units

KNX Convertor is useful for centralized control in a system.

- New KNX Convertor enables to connect central/home controller and Fujitsu General VRF system.
- A maximum of 128 indoor units and 100 outdoor units can be connected to single KNX Convertor. (UTY-VKGX)

Installation example

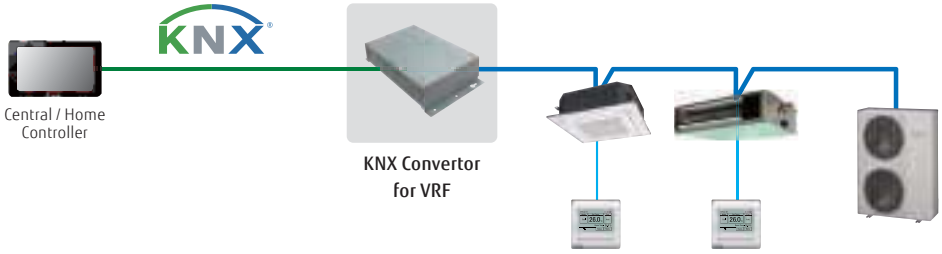

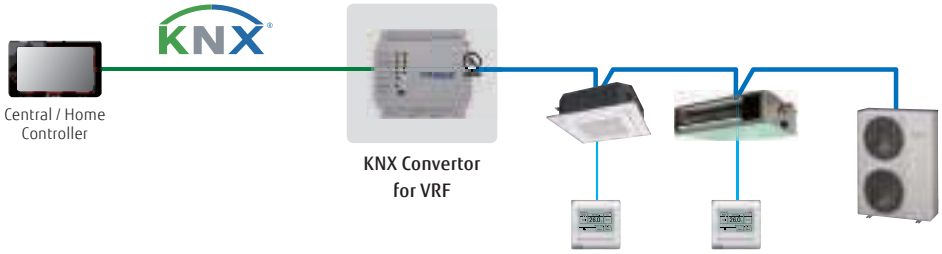

Specifications

Model name	UTY-VKGX	FG-TL-KNX16Z1
Power Supply	220-240 V 50/60 Hz	9 to 36VDC, Max.: 140mA or 24VAC 50-60Hz, Max.: 127mA.*
Input power (W)	1.5	1.6
Dimensions (H × W × D) (mm)	54 × 260 × 150	90 × 88 × 56
Weight (g)	1,200	340

*Recommended: 24VDC.

Signal Amplifier

UTY-VSGXZ1

- Transmission Line length can be extended up to 3,600 m with multiple Signal Amplifiers.
- Up to 8 signal amplifiers can be installed in a VRF network system.
- A signal amplifier is required,
  (1) When the total wiring length of the transmission line exceeds 500 m.
  (2) When the total number of units on the transmission line exceeds 64.

Installation example

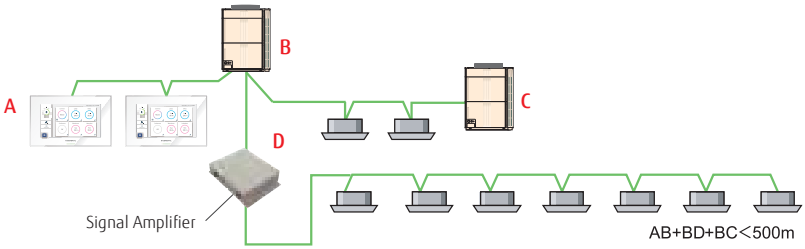

Specifications

Model name	UTY-VSGXZ1
Power Supply	208-240 V 50/60 Hz, Single phase
Power Consumption (W)	4.5
Dimensions (H × W × D) (mm)	67 × 288 × 211
Weight (g)	1,500

Network Convertor for LonWorks®

UTY-VLGX

- For connection between VRF network system and a LonWorks® open network for management of small to medium-sized BMS and VRF network system.
- The UTY-VLGX permits central monitoring and control of a VRF network system from a BMS through a LonWorks® interface.
- Up to 128 Indoor units can be connected to one Network Convertor for LonWorks®

Maximum Controllable
4 units to BMS

Maximum Controllable
100 outdoor units

Maximum Controllable
128 indoor units

Installation example

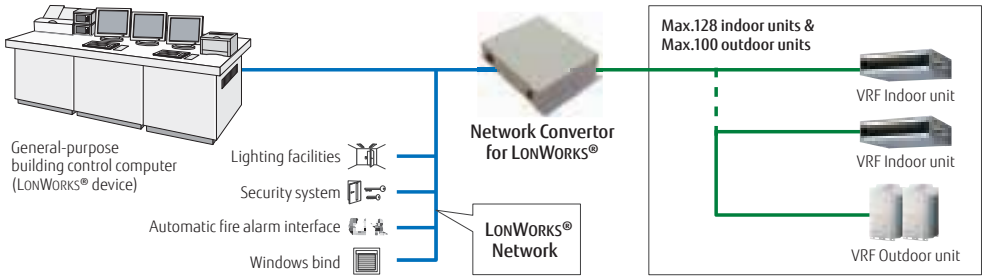

Specifications

Model name	UTY-VLGX
Power Supply	208-240 V 50/60 Hz, Single phase
Power Consumption (W)	4.5
Dimensions (H × W × D) (mm)	67 × 288 × 211
Weight (g)	1,500

Transmission specifications (BMS side)

Transmission speed	78 kbps
Transceiver	FT-X1 (Echelon® Corporation)
Transmission way form	Free topology
Terminal resistor	None (It attaches at the terminal of a network.)

Controller System List (available) For Split/Multi-split

Controller Options / Accessories:

Type		Refrigerant	Indoor unit									
			Wall Mounted							Cassette		Duct
			Flagship Series	Designer Series		Standard Series			ECO Series	Compact 4-way Flow Series	Circular Flow Series	Slim
			ASHG 12KXCA	ASHG 07/09/12/14 KGTB	ASHG 07/09/12/14 KETA, KETA-B	ASHG 07/09/12/14 KMCC	ASHG 18/24KMTB	ASHG 30/36KMTA	ASHG 07/09/12 KPCA	AUXG 09/12/14/ 18/22/24 KVLA	AUXG 18/22/24/30/ 36/45/54 KRLB	ARXG 09/12/14/18 KLLAP
		R32										
		R410A										
Controllers	Wired Remote Controller			● UTY-RNRGZ5+ UTY-TWRXZ2			● UTY-RNRGZ5+ UTY-TWRXZ2			● UTY-RNRGZ5		
				● UTY-RLRG+ UTY-TWRXZ2			● UTY-RLRG+ UTY-TWRXZ2			● UTY-RLRG		
				● UTY-RCRGZ1+ UTY-TWRXZ2			● UTY-RCRGZ1+ UTY-TWRXZ2			● UTY-RCRGZ1		
						● UTY-RVNGM+ UTY-TWBXF2				● UTY-RVNGM		
						● UTY-RNNGM+ UTY-TWBXF2				● UTY-RNNGM		
	Simple Remote Controller	 2-wire type  3-wire type		● UTY-RSRG, UTY-RHRG+ UTY-TWRXZ2		● UTY-RSNGM+ UTY-TWBXF2	● UTY-RSRG, UTY-RHRG+ UTY-TWRXZ2			● UTY-RSRG, UTY-RHRG, UTY-RSNGM		
	Central Remote Controller											
	Wireless Remote Controller									● UTY-LNTG		
	IR Receiver Unit with Wireless Remote Controller	 For Duct  For Cassette										
		 For Duct  For Cassette  For Ceiling									● UTY-LBTGC	● UTY-LBTGM

Indoor unit											Outdoor unit
Duct					Floor	Ceiling	Multi-split				Single Phase
Medium Static Pressure (Compact & Comfort)	Medium Static Pressure (Standard)	High Static Pressure		BIG			Wall Mounted	Compact Cassette	Mini Duct	Slim Duct	5/6/8unit multi-split
ARXG 12/14/18/22/24/30/36/45/54 KHTAP	ARXG22KMLB, ARXG 24/30/36/45 KMLA	ARXG 45/54KHTA			AGHG 09/12/14 KVCA	ABHG 18/22/24/30/36/45/54 KRTA	ASHG 22KMTB	AUXG 07KVLA	ARXG 07/09/12/14/18 KSLAP	ARXG 07KLLAP	AOHG36KBTA5
			ARHG 45/54/60 LHTA	ARHG 72/90LHTA							AOHG45LBLA6 AOHG45LBT8
● UTY-RNRGZ5				● UTY-RNRGZ5	● UTY-RNRGZ5+ UTY-TWRXZ3	● UTY-RNRGZ5	● UTY-RNRGZ5+ UTY-TWRXZ2	● UTY-RNRGZ5			
● UTY-RLRG				● UTY-RLRG	● UTY-RLRG+ UTY-TWRXZ3	● UTY-RLRG	● UTY-RLRG+ UTY-TWRXZ2	● UTY-RLRG			
● UTY-RCRGZ1				● UTY-RCRGZ1	● UTY-RCRGZ1+ UTY-TWRZX3	● UTY-RCRGZ1	● UTY-RCRGZ1+ UTY-TWRXZ2	● UTY-RCRGZ1			
● UTY-RVNGM								● UTY-RVNGM			
● UTY-RNNGM								● UTY-RNNGM			
● UTY-RSRG, UTY-RHRG, UTY-RSNGM		● UTY-RSNGM		● UTY-RSRG, UTY-RHRG, UTY-RSNGM	● UTY-RSRG, UTY-RHRG+ UTY-TWRXZ3	● UTY-RSRG, UTY-RHRG	● UTY-RSRG, UTY-RHRG+ UTY-TWRXZ2	● UTY-RSRG, UTY-RHRG, UTY-RSNGM			
											● UTY-DMMGM1*3 (KBTA5) UTY-DMMGM*3 (LBLA6,LBT8)
								● UTY-LNTG			
			● UTY-LRHGM (60)	● UTY-LRHGM							
● UTY-LBTGM				● UTY-LBTGM		● UTY-LBTGH			● UTY-LBTGM	● UTY-LBTGM	

*There are no optional parts for KL series.

*1: It can be used only when the wireless LAN interface (UTY-TFSXF2) is removed. *2 It can be used only when the wireless LAN interface (UTY-TFSXZ1) is removed.

*3 Please consult your dealer for the condition.

Controller System List (available) For Split/Multi-split

Controller Options / Accessories:

Type		Refrigerant	Indoor unit										
			Wall Mounted								Cassette		Duct
			Flagship Series	Designer Series		Standard Series			ECO Series		Compact 4-way Flow Series	Circular Flow Series	Slim
		R32	ASHG 12KXCA	ASHG 07/09/12/14 KGTB	ASHG 07/09/12/14 KETA, KETA-B	ASHG 07/09/12/14 KMCC	ASHG 18/24KMTB	ASHG 30/36KMTA	ASHG 07/09/12 KPCA	ASHG 18/24KLCA	AUXG 09/12/14/ 18/22/24 KVLA	AUXG 18/22/24/30/ 36/45/54 KRLB	ARXG 09/12/14/18 KLLAP
		R410A											
Interface	MODBUS Convertor			● UTY-VMSX	● UTY-VMSX*1	● UTY-VMSX	● UTY-VMSX*1				● UTY-VMSX		
	MODBUS Interface	 3wire RC line type  CN connector type		● FG-AC-MBS1Z1		● FJ-RC-MBS-1 FG-AC-MBS1Z1	● FG-AC-MBS1Z1				● FJ-RC-MBS-1 FG-AC-MBS1Z1		
	KNX Convertor			● UTY-VKSX	● UTY-VKSX*1	● UTY-VKSX	● UTY-VKSX*1				● UTY-VKSX		
	KNX Interface	 3wire RC line type  CN connector type		● FG-AC-KNX1Z1		● FJ-RC-KNX-1i FG-AC-KNX1Z1	● FG-AC-KNX1Z1				● FJ-RC-KNX-1i FG-AC-KNX1Z1		
		 IR type		● FG-IR-KNX1Z1								● FG-IR-KNX1Z1+ UTY-LBTGC	● FG-IR-KNX1Z1+ UTY-LBTGM
	Wireless LAN Interface	 3 wire RC line type CN connector type  CN connector type	● Accessory	● UTY-TFSXW1		● UTY-TFSXW1					● UTY-TFSXZ1		
					● UTY-TFSXF2		● UTY-TFSXF2						
		 3wire RC line type  CN connector type		● FG-AC-WIF1Z1		● FJ-RC-WIFI-2 FG-AC-WIF1Z1	● FG-AC-WIF1Z1				● FJ-RC-WIFI-2 FG-AC-WIF1Z1		
		 IR type		● FG-IR-WIF1Z1								● FG-IR-WIF1Z1+ UTY-LBTGC	● FG-IR-WIF1Z1+ UTY-LBTGM
		 3wire RC line type  CN connector type		● FG-AC-WMP1Z1		● FG-RC-WMP1Z1 FG-AC-WMP1Z1	● FG-AC-WMP1Z1				● FG-RC-WMP1Z1 FG-AC-WMP1Z1		
		 IR type		● FG-IR-WMP1Z1								● FG-IR-WMP1Z1+ UTY-LBTGC	● FG-IR-WMP1Z1+ UTY-LBTGM
	External Switch Controller			● UTY-TERX+UTY-TWRXZ2		● UTY-TERX+ UTY-TWBXF2	● UTY-TERX+UTY-TWRXZ2				● UTY-TERX		
	Network Convertor for Single Split	 DC Power Supply Type  AC Power Supply Type		● UTY-VTGX+UTY-TWRXZ2 or UTY-VTGXV+UTY-TWRXZ2		● UTY-VTGX+ UTY-TWBXF2 or UTY-VTGXV+ UTY-TWBXF2	● UTY-VTGX+UTY-TWRXZ2 or UTY-VTGXV+UTY-TWRXZ2				● UTY-VTGX UTY-VTGXV		

Indoor unit											Outdoor unit
Duct					Floor	Ceiling	Multi-split				Single Phase
Medium Static Pressure (Compact & Comfort)	Medium Static Pressure (Standard)	High Static Pressure		BIG			Wall Mounted	Compact Cassette	Mini Duct	Slim Duct	5-unit multi-split
ARXG 12/14/18/22/24/30/36/45/54 KHTAP	ARXG22KMLB, ARXG 24/30/36/45 KMLA	ARXG 45/54KHTA			AGHG 09/12/14 KVCA	ABHG 18/22/24/30/36/45/54 KRTA	ASHG 22KMTB	AUXG 07KVLA	ARXG 07/09/12/14/18 KSLAP	ARXG 07KLLAP	AOHG36KBTA5
			ARHG 45/54/60 LHTA	ARHG 72/90LHTA							
● UTY-VMSX				● UTY-VMSX	● UTY-VMSX*2	● UTY-VMSX	● UTY-VMSX*1	● UTY-VMSX			
● FJ-RC-MBS-1 FG-AC-MBS1Z1		● FJ-RC-MBS-1		● FJ-RC-MBS-1 FG-AC-MBS1Z1	● FG-AC-MBS1Z1			● FJ-RC-MBS-1 FG-AC-MBS1Z1			
● UTY-VKSX				● UTY-VKSX	● UTY-VKSX*2	● UTY-VKSX	● UTY-VKSX*1	● UTY-VKSX			
● FJ-RC-KNX-1i FG-AC-KNX1Z1		● FJ-RC-KNX-1i		● FJ-RC-KNX-1i FG-AC-KNX1Z1	● FG-AC-KNX1Z1			● FJ-RC-KNX-1i FG-AC-KNX1Z1			
● FG-IR-KNX1Z1+ UTY-LBTGM			● FG-IR-KNX1Z1+ UTY-LRHGM (60)	● FG-IR-KNX1Z1+ UTY-LRHGM	● FG-IR-KNX1Z1	● FG-IR-KNX1Z1+ UTY-LBTGH	● FG-IR-KNX1Z1		● FG-IR-KNX1Z1+ UTY-LBTGM		
● UTY-TFSXZ1		● UTY-TFNXZ1		● UTY-TFSXZ1				● UTY-TFSXZ1			
							● UTY-TFSXF2				
● FJ-RC-WIFI-2 FG-AC-WIF1Z1		● FJ-RC-WIFI-2		● FJ-RC-WIFI-2 FG-AC-WIF1Z1	● FG-AC-WIF1Z1			● FJ-RC-WIFI-2 FG-AC-WIF1Z1			
● FG-IR-WIF1Z1+ UTY-LBTGM			● FG-IR-WIF1Z1+ UTY-LRHGM (60)	● FG-IR-WIF1Z1+ UTY-LRHGM	● FG-IR-WIF1Z1	● FG-IR-WIF1Z1+ UTY-LBTGH	● FG-IR-WIF1Z1		● FG-IR-WIF1Z1+ UTY-LBTGM		
● FG-RC-WMP1Z1 FG-AC-WMP1Z1		● FG-RC-WMP1Z1		● FG-RC-WMP1Z1 FG-AC-WMP1Z1	● FG-AC-WMP1Z1			● FG-RC-WMP1Z1 FG-AC-WMP1Z1			
● FG-IR-WMP1Z1+ UTY-LBTGM			● FG-IR-WMP1Z1+ UTY-LRHGM (60)	● FG-IR-WMP1Z1+ UTY-LRHGM	● FG-IR-WMP1Z1	● FG-IR-WMP1Z1+ UTY-LBTGH	● FG-IR-WMP1Z1		● FG-IR-WMP1Z1+ UTY-LBTGM		
● UTY-TERX					● UTY-TERX+ UTY-TWRXZ3	● UTY-TERX	● UTY-TERX+ UTY-TWRXZ2	● UTY-TERX			
● UTY-VTGX UTY-VTGXV					● UTY-VTGX+ UTY-TWRXZ3 UTY-VTGXV+ UTY-TWRXZ3	● UTY-VTGX UTY-VTGXV	● UTY-VTGX+ UTY-TWRXZ2 or UTY-VTGXV+ UTY-TWRXZ2	● UTY-VTGX UTY-VTGXV			

*There are no optional parts for KL series.

*1: It can be used only when the wireless LAN interface (UTY-TFSXF2) is removed. *2 It can be used only when the wireless LAN interface (UTY-TFSXZ1) is removed.

Controller System List (available) For VRF

Controller Options:

Type		Refrigerant	Indoor unit											
			Cassette							Duct				
			One-way Flow	3D Flow	Compact Grid type / Standard type	Slim type	Large type	Slim type	Large type	Low Static Pressure Duct				Medium Static Pressure
						4-way Flow		Circular Flow		Mini (With drain pump)	Slim (With drain pump)		Slim High Efficiency	Normal
		R410A	AUXV 004/007/009/012/014/018/024GLEH	AUXS 018/024 GLEH	AUXB 004/007/009/012/014/018/024GLEH	AUXD 18/24GALH	AUXA 18/24/30/34/36/45/54 GALH	AUXN 009/012/014 GLAH, AUXM 018/024/030 GLEH	AUXK 018/024/030/034/036/045/054GLEH	ARXK 004/007/009/012/014/018/024GLGH	ARXD 04GALH	ARXD 007/009/012/014/018/024 GLEH	ARXP 009/012/014/018 GLAH	ARXA 024/030/036/045 GLEH
Controllers	Wired Remote Controller		● UTY-RNRGZ5											
			● UTY-RLRG											
			● UTY-RCRGZ1											
	Simple Remote Controller	 2-wire type  3-wire type	● UTY-RSRG UTY-RHRG			● UTY-RSRG, UTY-RHRG, UTY-RSKG, UTY-RHKG		● UTY-RSRG UTY-RHRG			● UTY-RSRG, UTY-RHRG, UTY-RSKG, UTY-RHKG	● UTY-RSRG UTY-RHRG	● UTY-RSRG, UTY-RHRG, UTY-RSKG, UTY-RHKG	● UTY-RSRG UTY-RHRG
	Wireless Remote Controller		● UTY-LNHG											
	IR Receiver Unit	 	● UTY-TRHX			● UTY-LRHGB1		● UTY-LBHXD		● UTY-TRHX	● UTB-YWC	● UTY-TRHX	● UTB-YWC	● UTY-TRHX
	Central Remote Controller		● UTY-DCGGZ2											
	Touch Panel Controller		● UTY-DTGGZ1											
	System Controller, System Controller Lite		● UTY-APGXZ1, UTY-ALGXZ1											

Indoor unit														
Duct					Floor		Ceiling/ Floor	Ceiling	Wall Mounted					
Medium Static Pressure		High Static Pressure			-	EEV external			-	EEV external	-	EEV external	-	-
High Efficiency		Normal		High Efficiency										
ARXQ 018/024 GTAH	ARXP 024/030 GTAH	ARXC 036/072/ 090/096 GTEH	ARXC 45/60GATH	ARXQ 030GTAH	AGHA 004/007/ 009/012/014 GCGH	AGHE 004/007/ 009/012/014 GCEH	ABHA 012/014/ 018/024 GTEH	ABHA 030/036/ 045/054 GTEH	ASHA 004/007/009 GCGH	ASHE 004/007/009 GCEH	ASHA 012/014GCGH	ASHE 012/014GCEH	ASHA 18/24GBCH	ASHA 030/034GTEH
● UTY-RNRGZ5														
● UTY-RLRG														
● UTY-RCRGZ1														
● UTY-RSRG, UTY-RHRG, UTY-RSKG, UTY-RHKG		● UTY-RSRG UTY-RHRG	● UTY-RSRG, UTY-RHRG, UTY-RSKG, UTY-RHKG		● UTY-RSRG UTY-RHRG								● UTY-RSRG, UTY-RHRG, UTY-RSKG, UTY-RHKG	● UTY-RSRG UTY-RHRG
● UTY-LNHG														
● UTB-YWC		● UTY-TRHX	● UTB-YWC											
● UTY-DCGGZ2														
● UTY-DTGGZ1														
● UTY-APGXZ1, UTY-ALGXZ1														

Controller System List (available) For VRF

Controller Options:

Type		Refrigerant	Indoor unit											
			Cassette							Duct				
			One-way Flow	3D Flow	Compact Grid type / Standard type	Slim type	Large type	Slim type	Large type	Low Static Pressure Duct				Medium Static Pressure
						4-way Flow		Circular Flow		Mini (With drain pump)	Slim (With drain pump)		Slim High Efficiency	Normal
		R410A	AUXV 004/007/009/012/014/018/024GLEH	AUXS 018/024 GLEH	AUXB 004/007/009/012/014/018/024GLEH	AUXD 18/24GALH	AUXA 18/24/30/34/36/45/54 GALH	AUXN 009/012/014 GLAH, AUXM 018/024/030 GLEH	AUXK 018/024/030/034/036/045/054GLEH	ARXK 004/007/009/012/014/018/024GLGH	ARXD 04GALH	ARXD 007/009/012/014/018/024 GLEH	ARXP 009/012/014/018 GLAH	ARXA 024/030/036/045 GLEH
Interface	BACnet Gateway		● UTY-ABGXZ1, UTY-VBGX											
		 CN connector type	● FG-AC-BAC1Z1					● FG-AC-BAC1Z1				● FG-AC-BAC1Z1		● FG-AC-BAC1Z1
	Network Convertor for LonWorks		● UTY-VLGX											
	MODBUS Convertor		● UTY-VMSX					● UTY-VMSX				● UTY-VMSX		● UTY-VMSX
			● UTY-VMGX FG-TL-MBS16Z1											
	MODBUS Interface	 3wire RC line type  CN connector type	● FG-AC-MBS1Z1			● FJ-RC-MBS-1		● FG-AC-MBS1Z1		● FJ-RC-MBS-1	● FG-AC-MBS1Z1	● FJ-RC-MBS-1	● FG-AC-MBS1Z1	
	KNX Convertor		● UTY-VKSX					● UTY-VKSX				● UTY-VKSX		● UTY-VKSX
			● UTY-VKGX FG-TL-KNX16Z1											
	KNX Interface	 3wire RC line type  CN connector type	● FG-AC-KNX1Z1			● FJ-RC-KNX-1i		● FG-AC-KNX1Z1		● FJ-RC-KNX-1i	● FG-AC-KNX1Z1	● FJ-RC-KNX-1i	● FG-AC-KNX1Z1	
		 IR type	● FG-IR-KNX1Z1+UTY-TRHX	● FG-IR-KNX1Z1		● FG-IR-KNX1Z1+UTY-LRHGB1		● FG-IR-KNX1Z1+UTY-LBHXD	● FG-IR-KNX1Z1+ UTY-TRHX	● FG-IR-KNX1Z1+ UTB-YWC	● FG-IR-KNX1Z1+ UTY-TRHX	● FG-IR-KNX1Z1+ UTB-YWC	● FG-IR-KNX1Z1+ UTY-TRHX	
	Wireless LAN Interface	 CN connector type	● UTY-TFSXZ1					● UTY-TFSXZ1				● UTY-TFSXZ1		● UTY-TFSXZ1
		 3wire RC line type  CN connector type	● FG-AC-WIF1Z1			● FJ-RC-WIFI-2		● FG-AC-WIF1Z1		● FJ-RC-WIFI-2	● FG-AC-WIF1Z1	● FJ-RC-WIFI-2	● FG-AC-WIF1Z1	
		 IR type	● FG-IR-WIF1Z1+UTY-TRHX	● FG-IR-WIF1Z1		● FG-IR-WIF1Z1+UTY-LRHGB1		● FG-IR-WIF1Z1+UTY-LBHXD	● FG-IR-WIF1Z1+ UTY-TRHX	● FG-IR-WIF1Z1+ UTB-YWC	● FG-IR-WIF1Z1+ UTY-TRHX	● FG-IR-WIF1Z1+ UTB-YWC	● FG-IR-WIF1Z1+ UTY-TRHX	
		 3wire RC line type  CN connector type	● FG-AC-WMP1Z1			● FG-RC-WMP1Z1		● FG-AC-WMP1Z1		● FG-RC-WMP1Z1	● FG-AC-WMP1Z1	● FG-RC-WMP1Z1	● FG-AC-WMP1Z1	
		 IR type	● FG-IR-WMP1Z1+UTY-TRHX	● FG-IR-WMP1Z1		● FG-IR-WMP1Z1+UTY-LRHGB1		● FG-IR-WMP1Z1+UTY-LBHXD	● FG-IR-WMP1Z1+ UTY-TRHX	● FG-IR-WMP1Z1+ UTB-YWC	● FG-IR-WMP1Z1+ UTY-TRHX	● FG-IR-WMP1Z1+ UTB-YWC	● FG-IR-WMP1Z1+ UTY-TRHX	
	External Switch Controller		● UTY-TERX											

Indoor unit														
Duct					Floor		Ceiling/ Floor	Ceiling	Wall Mounted					
Medium Static Pressure		High Static Pressure			–	EEV external			–	EEV external	–	EEV external	–	–
High Efficiency		Normal		High Efficiency										
ARXQ 018/024 GTAH	ARXP 024/030 GTAH	ARXC 036/072/ 090/096 GTEH	ARXC 45/60GATH	ARXQ 030GTAH	AGHA 004/007/ 009/012/014 GCGH	AGHE 004/007/ 009/012/014 GCEH	ABHA 012/014/ 018/024 GTEH	ABHA 030/036/ 045/054 GTEH	ASHA 004/007/009 GCGH	ASHE 004/007/009 GCEH	ASHA 012/014GCGH	ASHE 012/014GCEH	ASHA 18/24GBCH	ASHA 030/034GTEH
● UTY-ABGXZ1, UTY-VBGX														
		● FG-AC-BAC1Z1			● FG-AC-BAC1Z1									● FG-AC-BAC1Z1
● UTY-VLGX														
			● UTY-VMSX		● UTY-VMSX									● UTY-VMSX
● UTY-VMGX FG-TL-MBS16Z1														
● FJ-RC-MBS-1		● FG-AC-MBS1Z1	● FJ-RC-MBS-1		● FG-AC-MBS1Z1								● FJ-RC-MBS-1	● FG-AC-MBS1Z1
			● UTY-VKSX		● UTY-VKSX									● UTY-VKSX
● UTY-VKGX FG-TL-KNX16Z1														
● FJ-RC-KNX-1i		● FG-AC-KNX1Z1	● FJ-RC-KNX-1i		● FG-AC-KNX1Z1								● FJ-RC-KNX-1i	● FG-AC-KNX1Z1
● FG-IR-KNX1Z1+UTB-YWC			● FG-IR-KNX1Z1+ UTY-TRHX	● FG-IR-KNX1Z1+ UTB-YWC	● FG-IR-KNX1Z1									
		● UTY-TFSXZ1			● UTY-TFSXZ1									● UTY-TFSXZ1
● FJ-RC-WIFI-2		● FG-AC-WIF1Z1	● FJ-RC-WIFI-2		● FG-AC-WIF1Z1								● FJ-RC-WIFI-2	● FG-AC-WIF1Z1
● FG-IR-WIF1Z1+UTB-YWC			● FG-IR-WIF1Z1+ UTY-TRHX	● FG-IR-WIF1Z1+ UTB-YWC	● FG-IR-WIF1Z1									
● FG-RC-WMP1Z1		● FG-AC-WMP1Z1	● FG-RC-WMP1Z1		● FG-AC-WMP1Z1								● FG-AC-WMP1Z1	● FG-AC-WMP1Z1
● FG-IR-WMP1Z1+UTB-YWC			● FG-IR-WMP1Z1+ UTY-TRHX	● FG-IR-WMP1Z1+ UTB-YWC	● FG-IR-WMP1Z1									
● UTY-TERX														

Optional Parts Overview

For Split & Multi-split, VRF

Various optional parts are provided to install the selected indoor unit properly according to the environment.

Optional Parts
For Cassette

Human Sensor Kit
The room temperature can be controlled by detecting the temperature accurately from the built-in sensor



Cassette Grille
Cassette grille lineup matching the various interior is available. In addition, grid ceiling type cassette grille is also added to the lineup.

NEW

Silver ion filter
The Silver ion filter helps to keep indoor air free from viruses, bacteria and molds.*

Fresh Air Intake Kit
Fresh air can be taken in by a fan which can be connected using external control unit.

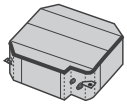

Insulation for High Humidity
For Compact Cassette type/ Cassette type
Insulation for High Humidity is used when the installation location is in the high humidity environment.

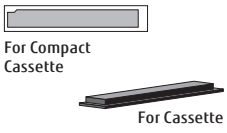

Air Outlet Shutter Plate
According to the installation site, the number of outlet directions can be changed to 3 directions by Air Outlet Shutter Plate.

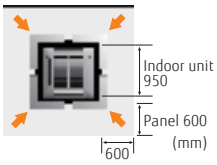

Wide Panel
When the cassette type is installed at the narrow space above ceiling, the space can be filled in by Wide Panel.

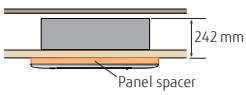

Panel Spacer
When the space above the ceiling is low and the main body is projected out of the ceiling surface, Panel Spacer can be used as decoration

Optional Parts
For V-III

NEW

Pressure sensor kit
The height difference between the pressure sensor kits can be expanded up to 110m.



Optional Parts
For Floor

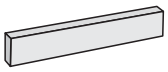

Half Concealed Kit
This kit is used to half conceal floor type indoor unit into the wall.

NEW

Silver ion filter
The Silver ion filter helps to keep indoor air free from viruses, bacteria and molds.*

Optional Parts
For Duct & Ceiling

Auto Louver Grille Kit
Simple flat Auto louver will provide comfort airflow and harmonize with luxury Interior

Remote Sensor Unit
New amenity space can be offered by installing the Remote sensor.

NEW

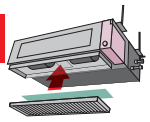

Silver ion filter
The Silver ion filter helps to keep indoor air free from viruses, bacteria and molds.*

Long Life Filter
Grit and dust can be caught sufficiently. In consideration of running cost, long-life design is achieved.

Flange
Flange is used for Medium Static Pressure Duct type and Ceiling type to connect between pipes.

Drain Pump Unit
This device can drain the collected water during operation.

Connection Parts

For Wall Mounted type

Communication Kit
For wall mounted type, this kit is required when External Connect kit & Set or wired remote controller is connected to indoor unit.

For Wall Mounted type

For Duct
and Cassette type

External Input and Output PCB
For Wall mounted, Duct, or Cassette type, these parts are required when external input and output function is used.

External Input and Output PCB Box & Bracket
These are the box and bracket for installing the External input and output PCB

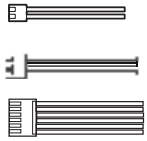

External Connect Kit & Set
These wires can connect between the product PCB and external device.

Connection Units
Connection units are provided to separate the pipes at the connection of multiple indoor units in multi-split type or VRF system.

NEW

External Power Supply Unit
External Power Supply Unit can protect the units in the system even if some powers of indoor units are shut down in the system.

*Not a result of experiments in an actual use environment. Silver ion filter inhibits activity or growth of microorganism, but do not prevent infection.

Silver Ion Filter

UTR-FA16-5 / UTR-FA13-3 / UTR-FA03-5 / UTD-HFAA / UTD-HFRA / UTD-HFTA / UTD-HFTB / UTD-HFTC / UTD-HFNC / UTD-HFNB / UTD-HFNA / UTD-HFND / UTD-HFKB / UTD-HFKA

NEW

For Wall mounted / Floor
UTR-FA16-5 / UTR-FA13-3
UTR-FA03-5

For Cassette
UTD-HFAA / UTD-HFRA

For Duct
UTD-HFTA / UTD-HFTB
UTD-HFTC / UTD-HFNC
UTD-HFNB / UTD-HFNA
UTD-HFND / UTD-HFKB
UTD-HFKA

The Silver ion filter helps to keep indoor air free from viruses, bacteria and molds.

(Not a result of experiments in an actual use environment. Silver ion filter inhibits activity or growth of microorganism, but do not prevent infection.)

The silver ion filter inhibits the activities of viruses*1, bacteria*2 and molds*3 trapped on the filter.

(Only effective when the microorganism is trapped on the filter with dust or droplet)

99 %
inhibit rate*1

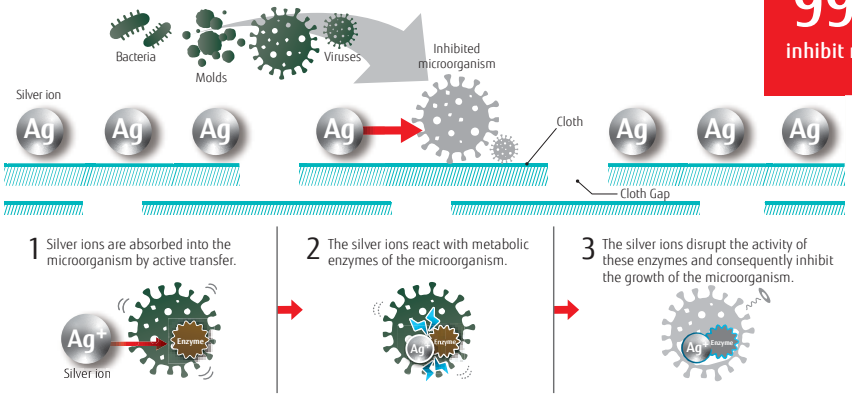

*1 [Testing organization] Kitasato Research Center for Environmental Science [Test Report] No. 2020_0408 [Test virus] Escherichia coli phage Qbeta NBRC 20012 (1 type) [Test Method] Based on the antiviral test method for textile products (JIS L 1922)
[Test results] Inhibited by at least 99% in 24 hours. Not tested to prevent transmission of SARS-CoV-2.

*2 [Testing organization] Kitasato Research Center for Environmental Science [Test Report] No. 2020_0409 [Test bacteria] Escherichia coli NBRC 3972 (1 type)
[Test Method] Based on the determination of antibacterial activity and efficacy of textile products (JIS L 1902)
[Test results] The growth of the test bacteria was inhibited by 24 hours testing

*3 [Testing organization] Kitasato Research Center for Environmental Science [Test Report] No. 2020_0410 [Test fungi] Aspergillus Niger NBRC 105649 and other fungi (3 types) [Test Method] Based on the test for fungus resistance (JIS Z 2911)
[Test results] The growth of the fungus was inhibited by 28 days testing

The filter is easily removable* and hand-washable.

(*Wall mounted and floor models only)

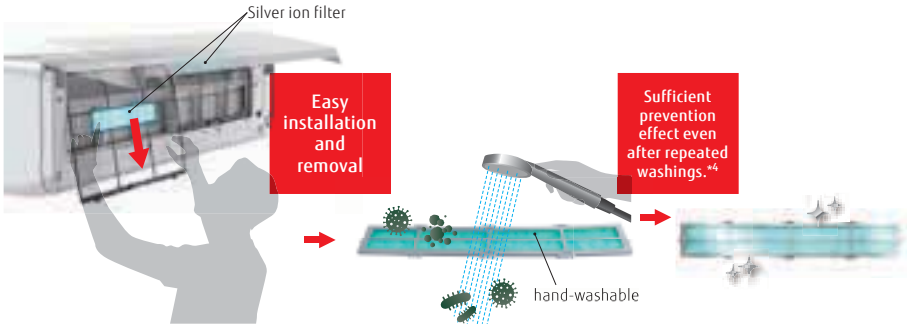

*4 Hand-washing or vacuuming by 3 months is recommended. Cleaning frequency varies depending on the environment of use.

Specifications

Model name		For Wall mounted / Floor			for Cassette	
		UTR-FA16-5	UTR-FA13-3	UTR-FA03-5	UTD-HFAA	UTD-HFRA
Net Dimension (H × W × D)	mm	35 × 210 × 6	50 × 364 × 6	43 × 272 × 6	350 × 125 × 6	550 × 136 × 6
Weight	g	2	2	2	7	23
Quantity		2	2	2	1	1

Model name		for Duct								
		UTD-HFTA	UTD-HFTB	UTD-HFTC	UTD-HFNC	UTD-HFNB	UTD-HFNA	UTD-HFND	UTD-HFKB	UTD-HFKA
Net Dimension (H × W × D)	mm	290 × 70 × 6	390 × 70 × 6	290 × 70 × 6 390 × 70 × 6	620 × 88 × 6	420 × 88 × 6	620 × 88 × 6	500 × 79 × 6	420 × 125 × 6	620 × 108 × 6
Weight	g	6	8	10	8	10	16	12	16	20
Quantity		2	2	3	1	2	2	2	2	2

Auto Louver Grille Kit

UTD-GXTA-W / UTD-GXTB-W / UTD-GXTC-W

Simple flat Auto Louver will provide comfort airflow and harmonize with luxury interior.

Closed louver　　Opened louver

Flexible Control

- **Operation with indoor unit**
  Auto Louver can be operated by synchronizing remote controller of indoor unit.
- **UP and Down auto swing**
  - Auto airflow direction and auto swing
  - 4 steps selectable
- **Auto-closing louver**
  When operation of indoor unit is stopped, the louver will automatically close.

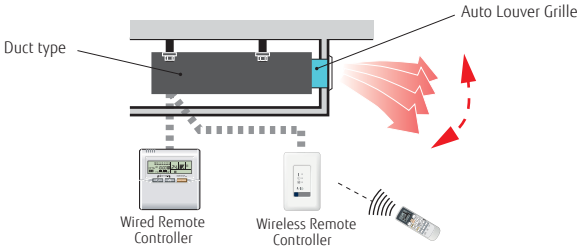

Dimensions

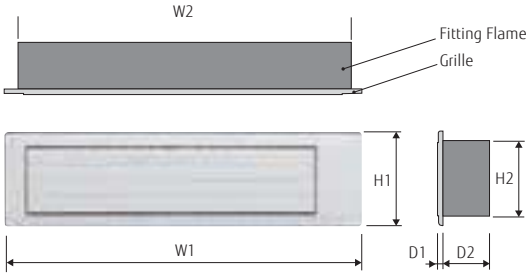

Unit:mm

Model Name	W1	W2	H1	H2	D1	D2
UTD-GXTA-W	683	645	180	148	9	84
UTD-GXTB-W	883	845				
UTD-GXTC-W	1,083	1,045				

Specifications

Model name			UTD-GXTA-W	UTD-GXTB-W	UTD-GXTC-W
Applicable Indoor Unit			ARHG07/09LLTA ARHG12/14LLTB ARXD007/009/012/014GLEH (For VRF) ARXK004/007/009/012/014GLEH (For VRF) ARXD04GALH (For VRF)	ARHG18LLTB ARXD018GLEH (For VRF) ARXK018GLEH (For VRF)	ARXD024GLEH (For VRF) ARXK024GLEH (For VRF)
Power Supply			Connecting with Control box of indoor unit		
Fixing of Auto Louver Grille			Screw fixing to Flange or Square Duct		
Extension Square Duct Limit			1.0m (Max. duct length between indoor unit and Grille)		
Net Dimension (H × W × D)		mm	180 × 683 × (84 + 9)	180 × 883 × (84 + 9)	180 × 1,083 × (84 + 9)
Weight	Net	kg (lbs)	2.0 (4.4)	2.5 (5.6)	3.0 (6.7)
	Gross		3.0 (6.7)	3.5 (7.8)	4.0 (8.9)
Color			White		
Louver Motor			Stepping Motor		
Accessories			Fitting Flame, etc.		
operating range	Cooling	℃	18 to 32		
		% RH	80% or less		
	Heating	℃	16 to 30		

Pressure Sensor Kit

UTY-SPWX

NEW

Design Flexibility

The height difference between the outdoor unit and the indoor unit is usually 50 m for the V-III Series, but by installing the pressure sensor kit it is possible to expand it to 110 m.
(*This product can be used connected only V-III series. Also, it is possible to use only the outdoor unit that outdoor unit software is compatible with this product.

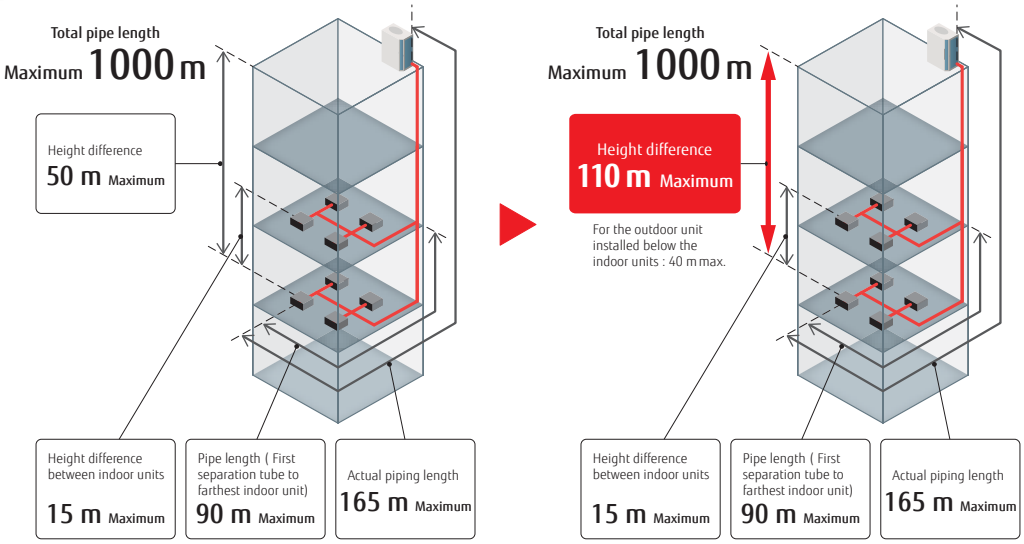

System Over View

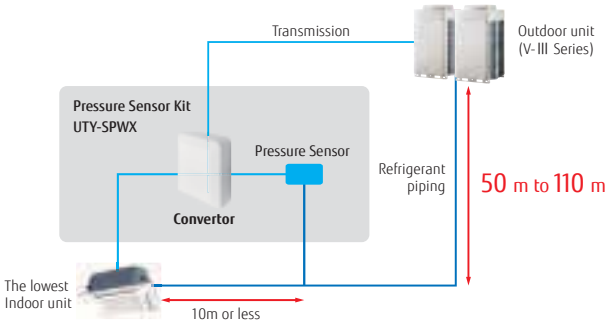

Pressure Sensor Kit

Pressure sensor kit (Convertor)	Refrigerant pressure sensor	Joint pipe
		

Specifications

Model name	UTY-SPWX
Power Supply	DC16-9
Dimensions (H × W × D) (mm)	140 × 117 × 43
Weight (g)	200

External Power Supply Unit

UTZ-GXXC

NEW

External Power Supply Unit can protect the units in the system even if some powers of indoor units are shut down in the system.

Power is supplied to the indoor unit from auxiliary power by connecting to External Power Supply Unit. This makes it possible to operate continuously without system error.
Built-in relay can reduce the installation time and cost.

High Reliability

- A: Main power shut down can be detected at power shut down detection part.
- B: The power for indoor unit expansion valve drive, etc. is supplied. (DC 12V, 5V)
- C: Power supply from External Power Supply Unit is notified.

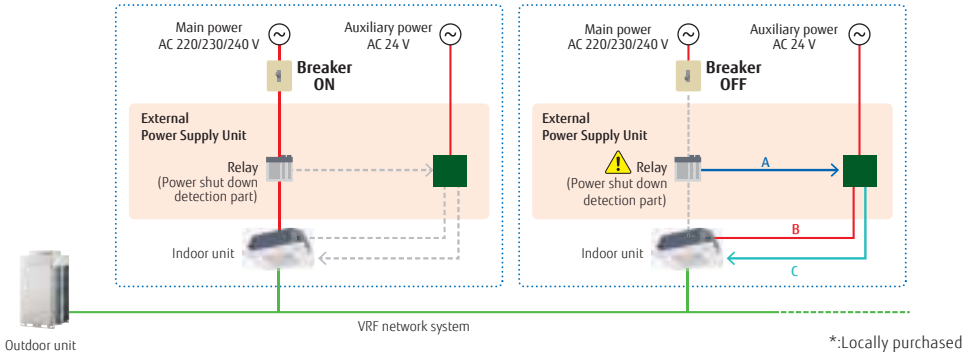

*:Locally purchased

Note

- When changing the power supply voltage to AC24V, use a power transformer with an insulated structure that complies with the regulations * of the installation area.
- Indoor units that are powered off and driven by an External Power Supply Unit are handled in the same manner as operation off units in the electricity charge apportionment function. Since standby power may be charged to them, the electricity charge apportionment result for them may not be 0.

* For example UL Class II or IEC 61558 Class III

Specifications

Model name	UTZ-GXXC
Power Supply	24VAC 50/60Hz
Dimensions (H × W × D) (mm)	97 × 200 × 178
Weight (g)	800

AIR BEAM
Radiation Air Outlet Unit

*Production by order
Please get in touch with us for more details.

Key component



Cross-section view

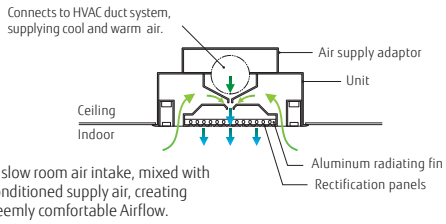

Very slow room air intake, mixed with airconditioned supply air, creating extreemly comfortable Airflow.

Built-in aluminum radiation fin and rectification panels which are helping to disperse and rectify the air current.

Airflow rate (m^3/h)	180 (160-215)	270 (240-325)
Grid	600 × 2	600 × 3
AIR BEAM For system ceiling (Integrated type)	 KS-180	 KS-270

Optional Parts List For Split/Multi-split

Type	Refrigerant	Indoor unit					
		Cassette		Duct			
		4-way Flow Compact	Circular Flow	Slim	Medium Static Pressure (Compact & Comfort)	Medium Static Pressure (Standard)	High Static Pressure
	R32	AUXG 09/12/14/ 18/22/24 KVLA	AUXG 18/22/24/ 30/36/45/54 KRLB	ARXG 09/12/14/18 KLLAP	ARXG 12/14/18/22/ 24/30/36/45/54 KHTAP	ARXG 22/24/30/36/45 KMLA	ARXG45/54KHTA
	R410A						ARHG45/54/60LHTA
Human Sensor Kit			● UTY-SHZXC				
Remote Sensor Unit				● UTY-XSZX			
Cassette Grille	UTG-UFGF-W UTG-UKGA-W UTG-UFGD-W UTG-UKGC-W UTG-UKGA-B	● UTG-UFGF-W	● UTG-UKGA-W, UTG-UKGC-W, UTG-UKGA-B				
Auto Louver Grille Kit				● UTD-GXTA-W (09/12/14) UTD-GXTB-W (18)			
Long Life Filter					● UTD-LFNA (36/45/54) UTD-LFNB (18/22/24/30) UTD-LFNC (12/14)	● UTD-LF25NA	● UTD-LF60KA (45/54)
Flange						● UTD-SF045T UTD-RF204	
Drain Pump Unit						● UTZ-PX1NBA	
Wide Panel	Indoor unit 950 Panel 600 (mm) 600		● UTG-AKXA-W				
Panel Spacer	242 mm Panel spacer		● UTG-BKXA-W				
Fresh Air Intake Kit	For Compact Cassette For Cassette	● UTZ-VXAA	● UTZ-VXRA				
Air Outlet Shutter Plate	For Compact Cassette For Cassette	● UTR-YDZB	● UTR-YDZK				
Insulation for High Humidity	Panel For Compact Cassette type/ Cassette type	● UTZ-KXGC	● UTZ-KXRA				
Half Concealed Kit							
L-type Piping Kit							
Remote Controller Holder							

Indoor unit							
Duct				Multi-split			
Big	Floor	Ceiling	Wall Mounted	4-way flow Compact Cassette	Mini Duct	Slim Duct	Floor Ceiling
	AGHG 09/12/14 KVCA	ABHG 18/22/24/30/ 36/45/54 KRTA	ASHG 07/09/12 KPCA	AUXG07KVLA	ARXG 07/09/12/14/18 KSLAP	ARXG07KLLAP	
ARHG72/90LHTA	AGHG 09/12/14 LVCA			AUHG07/09LVLA	ARHG07/09LSLAP	ARHG07/09LLTA	ABHG14LVTA
● UTY-XSZX					● UTY-XSZX		
				● UTG-UFGF-W (KVLA), UTG-UFGD-W (LVLA)			
					● UTD-GXTA-W (07/09/12/14), UTD-GXTB-W (18)		
● UTD-LFKA							
● UTZ-PX1NAB		● UTR-DPB24T					
				● UTZ-VXAA			
				● UTR-YDZB			
				● UTZ-KXGC			
	● UTR-STA						
		● UTP-FX24A (18/22/24) UTP-FX35A (30/36/45/54)					
			● UTZ-RXLA				

Optional Parts List For VRF

Type	Refrigerant	Indoor unit										
		Cassette							Duct			
					Slim type	Large type	Slim type	Large type	Low Static Pressure Duct			
		One-way Flow	3D Flow	Compact Grid type / Standard type	4-way Flow		Circular Flow		Mini (With drain pump)	Slim (With drain pump)		Slim High Efficiency
	R410A	AUXV 004/007/009/012/014/018/024GLEH	AUXS 018/024GLEH	AUXB 004/007/009/012/014/018/024GLEH	AUXD 18/24GALH	AUXA 18/24/30/36/45/54GALH	AUXN 009/012/014 GLAH, AUXM 018/024/030 GLEH	AUXK 018/024/030/034/036/045/054GLEH	ARXK 004/007/009/012/014/018/024GLGH	ARXD 04GALH	ARXD 007/009/012/014/018/024 GLEH	ARXP 009/012/014/018 GLAH
Human Sensor Kit							● UTY-SHZXC					
Remote Sensor Unit									● UTY-XSZX			
Cassette Grille	UTG-UNGA-W, UTG-UNGB-W, UTG-USGA-W, UTG-UKGC-W, UTG-UFGE-W, UTG-UKGA-B, UTG-UFGC-W, UTG-UGGA-W	● UTG-UNGA-W UTG-UNGB-W	● UTG-USGA-W	● UTG-UFGE-W UTG-UFGC-W	● UTG-UGGA-W		● UTG-UKGC-W UTG-UKGA-B					
Auto Louver Grille Kit									● UTD-GXTA-W, UTD-GXTB-W (18), UTD-GXTC-W (24)			● UTD-GXTC-W (009/012/014)
Long Life Filter												● UTD-LF25NA (018)
Flange												● UTD-SF045T(018) UTD-RF204(018)
Drain Pump Unit												● UTZ-PX1NBA (018)
Wide Panel	Indoor unit 950, Panel 600 (mm), 600				● UTG-AGYA-W		● UTG-AKXA-W					
Panel Spacer	242 mm, Panel spacer				● UTG-BGYA-W		● UTG-BKXA-W					
Fresh Air Intake Kit*1	For Compact Cassette, For Cassette			● UTZ-VXAA	● UTZ-VXGA		● UTZ-VXRA					
Air Outlet Shutter Plate	For Compact Cassette, For Cassette			● UTR-YDZB	● UTR-YDZC		● UTR-YDZK					
Insulation for High Humidity	For Compact Cassette type/ Cassette type			● UTZ-KXGC	● UTZ-KXGB	● UTZ-KXGA	● UTZ-KXRA					
Half Concealed Kit												
External Power Supply Unit		● UTZ-GXXC					● UTZ-GXXC				● UTZ-GXXC	
Pressure Sensor Kit												

Indoor unit														Outdoor unit
Duct						Floor		Floor / Ceiling	Ceiling	Wall Mounted				V-III V-III TROPICAL
Medium Static Pressure			High Static Pressure			–	EEV external			–	EEV external	–	–	
Normal	High Efficiency		Normal		High Efficiency									
ARXA 024/030/036/045 GLEH	ARXQ 018/024GTAH	ARXP 024/030GTAH	ARXC 036/072/090/096 GTEH	ARXC 45/60GATH	ARXQ 030GTAH	AGHA 004/007/009/012/014 GCGH	AGHE 004/007/009/012/014 GCEH	ABHA 012/014/018/024 GTEH	ABHA 030/036/045/054 GTEH	ASHA 004/007/009 012/014 GCGH	ASHE 004/007/009 012/014 GCEH	ASHA 18/24GBCH	ASHA 030/034GTEH	AJH 072/090/108/126/144/162 LALBH AJH 072/090/108/126/144/162 LNLBH
● UTY-XSZX														
● UTD-LF25NA		● UTD-LFNA	● UTD-LF60KA (45/60/036)											
● UTD-SF045T UTD-RF204									● UTD-RF204					
● UTZ-PX1NBA									● UTR-DPB24T					
						● UTR-STA								
● UTZ-GXXC			● UTZ-GXXC			● UTZ-GXXC							● UTZ-GXXC	
														● UTY-SPWX

Function List For Split/Multi-split

External Input and Output Function/External Connect Kit/Communication Kit

Type		Indoor unit											
		Wall Mounted							Cassette		Duct		
		Designer Series		Standard Series			ECO Series		Compact 4-way Flow Series	Circular Flow Series	Slim	Medium Static Pressure (Compact & Comfort)	Medium Static Pressure (Standard)
Refrigerant	R32	ASHG 07/09/12/14 KGTB	ASHG 07/09/12/14 KETA	ASHG 07/09/12/14 KMCC	ASHG 18/24KMTB	ASHG 30/36KMTA	ASHG 07/09/12 KPCA	ASHG 18/24KLCA	AUXG 09/12/14/ 18/22/24 KVLA	AUXG 18/22/24/ 30/36/45/ 54KRLB	ARXG 09/12/14/ 18KLLAP	ARXG 12/14/18/ 22/24/30/ 36/45/54 KHTAP	ARXG 22KMLB, ARXG 24/30/36/ 45KMLA
	R410A												
Input	Operation/Stop	●○ UTY-XCSXZ2+ UTY-XWZX	●○ UTY-XCSXZ2+ UTY-XWZXZ5	○ UTY-TWBXF2+ UTY-XWZXZ5	●○ UTY-XCSXZ2+ UTY-XWZXZ5				● PCB Terminal or ●○ UTY-XCSX+ UTZ-GXRA	● PCB Terminal or ●○ UTY-XCSX+UTZ-GXRA	● PCB Terminal	● PCB Terminal or ●○ UTY-XCSX+UTZ-GXNA	● PCB Terminal
	Batch Stop												
	Forced Stop	●○ UTY-XCSXZ2+ UTY-XWZX	●○ UTY-XCSXZ2+ UTY-XWZXZ5	○ UTY-TWBXF2+ UTY-XWZXZ5	●○ UTY-XCSXZ2+ UTY-XWZXZ5				● PCB Terminal	● PCB Terminal	● PCB Terminal	● PCB Terminal	
	Emergency Stop												
	Forced Thermostat off	●○ UTY-XCSXZ2+ UTY-XWZX			●○ UTY-XCSXZ2+ UTY-XWZXZ5				●○ UTY-XCSX +UTZ-GXRA	●○ UTY-XCSX +UTZ-GXRA		● UTY-XCSX	
	Low Noise Mode Operation												
	Cooling / Heating Priority												
	Outdoor Unit Operation Peak Control												
Output	Operation Status	○ UTY-XCSXZ2+ UTY-XWZX	○ UTY-XCSXZ2+ UTY-XWZXZ5	● UTY-TWBXF2+ UTY-XWZXZ5	○ UTY-XCSXZ2+ UTY-XWZXZ5				● UTY-XWZXZG or ○ UTY-XCSX+ UTZ-GXRA	● UTY-XWZXZG or ○ UTY-XCSX+UTZ-GXRA	● UTY-XWZXZG	● UTY-XWZXZG or ○ UTY-XCSX+UTZ-GXNA	● UTY-XWZXZG
	Error Status	○ UTY-XCSXZ2+ UTY-XWZX	○ UTY-XCSXZ2+ UTY-XWZXZ5	● UTY-TWBXF2+ UTY-XWZXZ5	○ UTY-XCSXZ2+ UTY-XWZXZ5				● UTY-XWZXZG or ○ UTY-XCSX+ UTZ-GXRA	● UTY-XWZXZG or ○ UTY-XCSX+UTZ-GXRA		● UTY-XWZXZG or ○ UTY-XCSX+UTZ-GXNA	
	Compressor status	○ UTY-XCSXZ2+ UTY-XWZX											
	Indoor Unit Fun Operation Status	○ UTY-XCSXZ2+ UTY-XWZX	○ UTY-XCSXZ2+ UTY-XWZXZ5		○ UTY-XCSXZ2+ UTY-XWZXZ5				● UTY-XWZXZG or ○ UTY-XCSX+ UTZ-GXRA	● UTY-XWZXZG or ○ UTY-XCSX+UTZ-GXRA	● UTY-XWZXZG	● UTY-XWZXZG or ○ UTY-XCSX+UTZ-GXNA	● UTY-XWZXZG
	Set point attainment status												
	Auxiliary Heater Output								● UTY-XWZXZG or ○ UTY-XCSX+ UTZ-GXRA	● UTY-XWZXZG or ○ UTY-XCSX+UTZ-GXRA	● UTY-XWZXZG	● UTY-XWZXZG or ○ UTY-XCSX+UTZ-GXNA	● UTY-XWZXZG
	Base Heater												

*1: This wire is included in Fresh air intake kit (UTZ-VXAA or UTZ-VXRA) *2: This function is for installing at server room.

For SPLIT / MULTI-SPLIT / SIMULTANEOUS MULTI-SPLIT

Communication Kit

UTY-TWBXF2 UTY-TWRXZ2 UTY-TWRXZ3

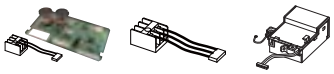

UTY-TWRX UTY-XWNX UTY-XCBXZ2

External input and output PCB

UTY-XCSXZ1
(wire length 280mm)
UTY-XCSXZ2
(wire length 80mm)
for Wall Mounted type

UTY-XCSX
for Duct and Cassette type

External input and output PCB Box

UTZ-GXXB

UTZ-GXRA (For Cassette)
UTZ-GXEA (For Ceiling)

External input and output PCB Bracket

UTZ-GXNA

Indoor unit					Multi-split					Outdoor unit						
Duct			Floor	Ceiling	Wall Mounted	Mini Duct	Slim Duct		Compact Cassette	Single Split			Single Phase	Simultaneous Multi		
High Static Pressure		Big											8-unit multi-split			
ARXG 45/54 KHTA			AGHG 09/12/14 KVCA	ABHG 18/22/24/ 30/36/45/ 54KRTA	ASHG 22KMTB	ARXG 07/09/ 12/14/18 KSLAP	ARXG 07KLLAP		AUXG 07KVLA	AOHG 30/36/45/54 KBTB, AOHG 36/45/54 KRTA				AOHG 36/45/54 KBTB, AOHG 36/45/54 KRTA		
	ARHG 45/54/60 LHTA	ARHG 72/90LHTA				ARHG 07/09LSLAP		ARHG 07/09LLTA	AUHG 07/09LVLA		AOHG 36/45/54/60 LATT	AOHG 45/54LBTA, AOHG 72/90LRLA	AOHG 45LBTB		AOHG 36/45LBTB	AOHG 36/45/54 LATT
● UTD-ECS5A		● PCB Terminal or ●○ UTY-XCSX	● UTY-XWZXZ5	● PCB Terminal or ●○ UTY-XCSX+ UTZ-GXEA	● UTY-XCSXZ2+ UTY-XWZXZ5	● PCB Terminal		● UTD-ECS5A	● PCB Terminal							
													● UTY-XWZXZ3			
● UTD-ECS5A		● PCB Terminal	● UTY-XWZXZ5	● PCB Terminal	● UTY-XCSXZ2+ UTY-XWZXZ5	● PCB Terminal		● UTD-ECS5A	● PCB Terminal							
													● UTY-XWZXZ3			
● UTD-ECS5A		● UTY-XCSX	● UTY-XWZXZ5	● UTY-XCSX+ UTZ-GXEA	● UTY-XCSXZ2+ UTY-XWZXZ5											
										● UTY-XWZXZ3	● UTY-XWZXZ2	● UTY-XWZXZ3				○ UTY-XWZXZ2
													● UTY-XWZXZ3			
										● UTY-XWZXZ3	● UTY-XWZXZ2	● UTY-XWZXZ3				○ UTY-XWZXZ2
○ UTD-ECS5A		● UTY-XWZXZG or UTY-XCSX	● UTY-XWZXZ5	● UTY-XWZXZG or ○ UTY-XCSX+ UTZ-GXEA	● UTY-XCSXZ2+ UTY-XWZXZ5	● UTY-XWZXZG		● UTD-ECS5A	● UTY-XWZXZG							
			● UTY-XWZXZ5	● UTY-XWZXZG or ○ UTY-XCSX+ UTZ-GXEA	● UTY-XCSXZ2+ UTY-XWZXZ5					● UTY-XWZXZ3	● UTY-XWZXZ2	● UTY-XWZXZ3	○ UTY-XWZXZ3			○ UTY-XWZXZ2
										● UTY-XWZXZ3	● UTY-XWZXZ2	● UTY-XWZXZ3	○ UTY-XWZXZ3			○ UTY-XWZXZ2
● UTD-ECS5A		● UTY-XWZXZG or UTY-XCSX	● UTY-XWZXZ5	● UTY-XWZXZG or ○ UTY-XCSX+ UTZ-GXEA	● UTY-XCSXZ2+ UTY-XWZXZ5	● UTY-XWZXZG		● UTD-ECS5A	● UTY-XWZXZG							
● UTD-ECS5A		● UTY-XWZXZG or UTY-XCSX		● UTY-XWZXZG or ○ UTY-XCSX+ UTZ-GXEA		● UTY-XWZXZG										
													● UTY-XWZXZ4			

●: Dry Contact ○: Apply Voltage

Communication system

External Connect Kit

For Indoor Unit

UTY-XWZX

UTY-XWZXZ5

UTY-XWZXZG

For Outdoor Unit

UTY-XWZXZ2

UTY-XWZXZ3

UTY-XWZXZ4

External Control Set

For Indoor unit



UTD-ECS5A

Function List For VRF

External Input and Output Function/External Connect Kit

Type		Refrigerant	Indoor unit													
			Cassette							Duct						
			One-way Flow	3D Flow	Compact Grid type / Standard type	Slim type	Large type	Slim type	Large type	Low Static Pressure			Medium Static Pressure			High Static Pressure
						4-way Flow		Circular Flow		Mini (With drain pump)	Slim (With drain pump)	Slim High Efficiency	Normal	High Efficiency		Normal
		R410A	AUXV 004/007/009/012/014/018/024GLEH	AUXS 018/024 GLEH	AUXB 004/007/009/012/014/018/024GLEH	AUXD 18/24GALH	AUXA 18/24/30/34/36/45/54 GALH	AUXN 009/012/014 GLAH, AUXM 018/024/030 GLEH	AUXK 018/024/030/034/036/045/054GLEH	ARXK 004/007/009/012/014/018/024GLGH	ARXD 007/009/012/014/018/024 GLEH, ARXD 04GALH	ARXP 009/012/014/018 GLAH	ARXA 024/030/036/045 GLEH	ARXQ 018/024 GTAH	ARXP 024/030 GTAH	ARXC 036/072/090/096GTEH, ARXC 45/60GATH
Input	Operation / Stop		● UTY-XWZXZD ○ UTY-XWZXZB													
Input	All On / All Off															
Input	Batch Stop															
Input	Forced Stop		● UTY-XWZXZD ○ UTY-XWZXZB													
Input	Emergency Stop		● UTY-XWZXZD ○ UTY-XWZXZB													
Input	Forced Thermostat off		● UTY-XWZXZE ○ UTY-XWZXZ7													
Input	Low Noise Mode Operation															
Input	Cooling/ Heating Priority															
Input	Outdoor Unit Operation Peak Control															
Input	Power Usage Information from Electricity Meter															
Output	Operation Status		● UTY-XWZXZC													
Output	Error Status		● UTY-XWZXZC													
Output	Indoor Unit Fun Operation Status		● UTY-XWZXZC													
Output	Auxiliary Heater Output									● UTY-XWZXZC			● UTY-XWZXZC			● UTY-XWZXZC
Output	Base Heater															

*2: Touch Panel Controller has these functions for Dry contact and Apply voltage, however, above External Connect Kit is not necessary because Touch Panel Controller has an external input terminal block.

Communication system

External Connect Kit

For Indoor unit

UTY-XWZXZ7

UTY-XWZXZD

UTY-XWZXZB

UTY-XWZXZE

UTY-XWZXZC

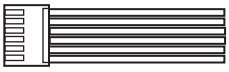

For Outdoor unit

UTY-XWZXZ6

UTY-XWZXZ9

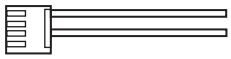

UTY-XWZXZF

Indoor unit									Outdoor unit						Controller	Other
Duct	Floor		Floor / Ceiling		Wall Mounted											
High Static Pressure / High Efficiency	-	EEV external			-	EEV external	-		J-IVL	J-IV	J-IVS	V-III	V-III Tropical	VR-IV	Central Remote Controller	RB Unit
ARXQ 030GTAH	AGHA 004/007/ 009/012/014 GCGH	AGHE 004/007/ 009/012/014 GCEH	ABHA 012/014/018/ 024GTEH	ABHA 030/036/045/ 054GTEH	ASHA 004/007/009 012/014 GCGH	ASHE 004/007/009 012/014 GCEH	ASHA 18/24GBCH	ASHA 030/034GTEH	AJH 072/090/108/ 126/144/162 LELBH	AJH 040/045/054 LBLBH, AJH 040/045/054 LELBH	AJH 040/045/054 LCLBH	AJH 072/090/108/ 126/144/162 LALBH	AJH 072/090/108/ 126/144/162 LNLBH	AJH 072/090/108/ 126/144 GALBH	UTY-DCGGZ2	UTP-RX01AH UTP-RX01BH UTP-RX01CH UTP-RX04BH UTP-RX08AH UTP-RX12AH
● UTY-XWZXZD ○ UTY-XWZXZB																
															●UTY-XWZXZ7 ○UTY-XWZXZ8	
									● UTY-XWZXZ6							
● UTY-XWZXZD ○ UTY-XWZXZB																
● UTY-XWZXZD ○ UTY-XWZXZB									● UTY-XWZXZ6						●UTY-XWZXZ7 ○UTY-XWZXZ8	
● UTY-XWZXZE ○ UTY-XWZXZ7																
									● UTY-XWZXZ6							
									● UTY-XWZXZ6							●UTY-XWZXZ6 ○UTY-XWZXZB
									● UTY-XWZXZ6							
									● UTY-XWZXZF							
● UTY-XWZXZC									○ UTY-XWZXZ6						○UTY-XWZXZA	
● UTY-XWZXZC									○ UTY-XWZXZ6						○UTY-XWZXZA	
● UTY-XWZXZC																
									● UTY-XWZXZ9			● UTY-XWZXZ9				

●: Dry Contact ○: Apply Voltage

CONTROL SYSTEM & OPTIONAL PARTS

For RB unit

UTY-XWZXZ6

UTY-XWZXZB

For Central Remote Controller

UTY-XWZXZ7

UTY-XWZXZ8

UTY-XWZXZA

For Touch Panel Controller

UTY-XWZXZA

Separation Tube etc.

For SPLIT / MULTI-SPLIT / SIMULTANEOUS MULTI-SPLIT

Separation Tube

UTP-SX236A / UTP-SX254A
For 3 phase simultaneous multi-split

UTP-SX272A
For Simultaneous multi-split Twin / Triple / Double Twin



UTP-SX354A
For 3 phase simultaneous multi-split

UTP-SX372A
For Simultaneous multi-split Twin / Triple / Double Twin

UTP-SX248A
For 8-unit multi-split



Branch Box

UTP-PY03A
UTP-PY02A
For 8-unit multi-split

3 zones type 2 zones type

For VRF

Separation Tube

UTP-AX054A



UTP-AX090A



UTP-AX180A



UTP-AX567A



UTP-BX090A



UTP-BX180A



UTP-BX567A



UTP-LX180A
For DX-Kit

Header

UTR-H0906L / UTR-H1806L

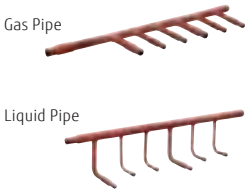

UTR-H0908L / UTR-H1808L

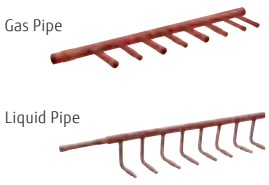

UTP-J0906A / UTP-J1806A



UTP-J0908A / UTP-J1808A

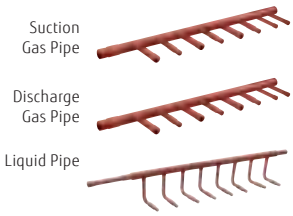

Outdoor Unit Branch Kit

UTP-CX567A



UTP-DX567A



For VRF

EV Kit

Model code ≦ 09 : UTR-EV09XB
Model code ≧ 12 : UTR-EV14XB
For Compact Wall Mounted type

RB Unit

UTP-RX01AH / UTP-RX01BH / UTP-RX01CH
Single type

UTP-RX04BH
Multi-split type

UTP-RX08AH
Multi-split type

UTP-RX12AH
Multi-split type

Specifications

Separation Tube

Model name	UTP-AX054A	UTP-AX090A	UTP-AX180A	UTP-AX567A
Total cooling capacity of indoor unit (kW)	19.6 or less	28.0 or less	28.1 to 56.0	56.1 or more

Model name	UTP-BX090A	UTP-BX180A	UTP-BX567A
Total cooling capacity of indoor unit (kW)	28.0 or less	28.1 to 56.0	56.1 or more

Header

Model name	3-6 Branches	UTR-H0906L	UTR-H1806L
	3-8 Branches	UTR-H0908L	UTR-H1808L
Total cooling capacity of indoor unit (kW)		28.0 or less	28.1 to 56.0

Model name	3-6 Branches	UTP-J0906A	UTP-J1806A
	3-8 Branches	UTP-J0908A	UTP-J1808A
Total cooling capacity of indoor unit (kW)		28.0 or less	28.1 to 56.0

Outdoor unit Branch kit

Model name		UTP-CX567A (for V-III/V-III Tropical)	UTP-DX567A (for VR-IV)
Number of outdoor unit	2 outdoor units	1	
	3 outdoor units	2	

EV Kit

Model name	UTR-EV09XB		UTR-EV14XB	
Application model	ASHE004GCEH ASHE007GCEH ASHE009GCEH	AGHE004GCEH AGHE007GCEH AGHE009GCEH	ASHE012GCEH ASHE014GCEH	AGHE012GCEH AGHE014GCEH

RB Unit

Type		Single type			Multi-split type		
Model name		UTP-RX01AH	UTP-RX01BH	UTP-RX01CH	UTP-RX04BH	UTP-RX08AH	UTP-RX12AH
Power source	V/Ø/Hz	230/ 1 / 50					
Input power	W	17	24	31	96	136	204
Number of branches		1	1	1	4	8	12
Maximum capacity of connectable indoor units (Q)	kW	Q ≦ 8.0	Q ≦ 18.0	Q ≦ 28.0	Q ≦ 56.1*1	Q ≦ 72.0	Q ≦ 95.0
Maximum capacity of connectable indoor units per branch (Q)	kW	Q ≦ 8.0	Q ≦ 18.0	Q ≦ 28.0	Q ≦ 18.0	Q ≦ 8.0	Q ≦ 8.0
Maximum number of connectable indoor units per branch		3	8	8	8	7	7
Dimensions (H×W×D)	mm	198×298×268			260×658×428	298×660×618	298×990×618

*1: In case of two RB units connected in series (total 8-branches), maximum capacity of connectable indoor units is up to 56.0 kW.

Residential

AIR TO WATER

WATERSTAGE™

Innovative Solution of Domestic Heating

SPLIT TYPE / SPLIT DHW INTEGRATED TYPE

AIR TO WATER

Residential

AIR TO WATER

FUJITSU GENERAL LIMITED

WATERSTAGE™ Overview

Complete Solution meets various needs

The clean energy produced by WATERSTAGE™ reliably delivers "comfort" to all spaces in the home up to the living room, bedrooms, bathroom, and swimming pool.

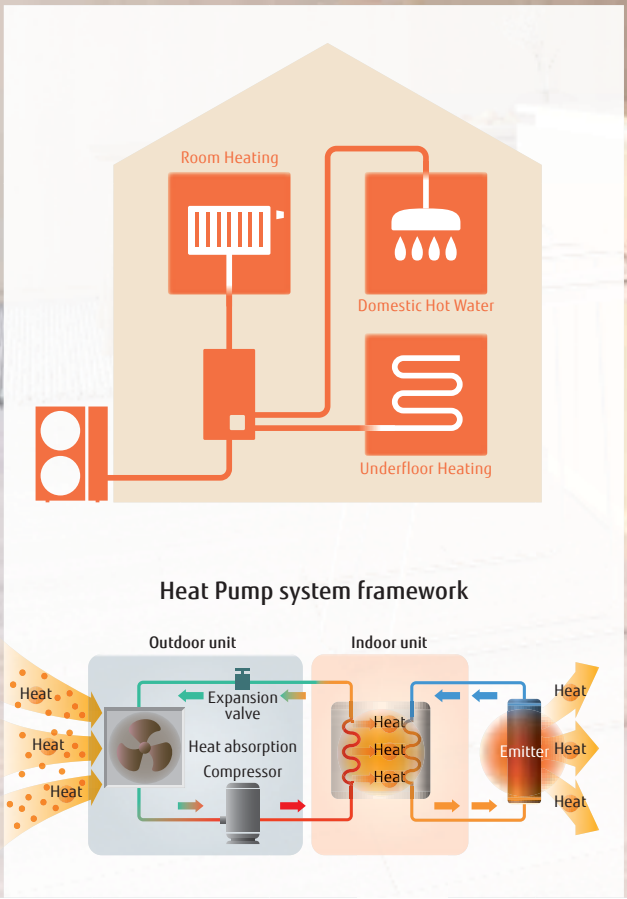

23 Models

Fujitsu General WATERSTAGE™ Heat Pumps are very efficient, regenerative and varied central heating systems, which absorb the energy mainly from the air.

Optimization of refrigerant cycle operation

Super High Power and High Power model achieves high performance and efficiency by adopting twin sensors and control technology corresponding to hot water heating.

Split type

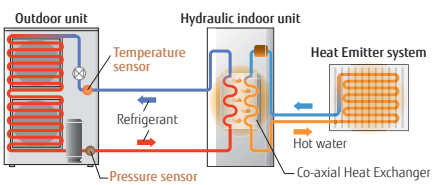

Split DHW Integrated type

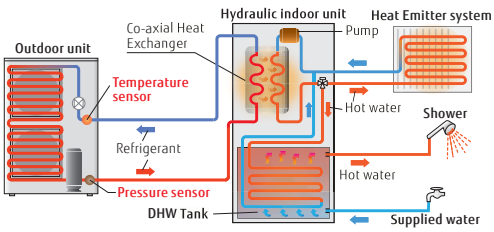

What's a Heat Pump ?

Absorbing free energy from the atmosphere. Heat Pump system requires only 1 kW of electricity to generate 3 to 5 kW thermal energy.

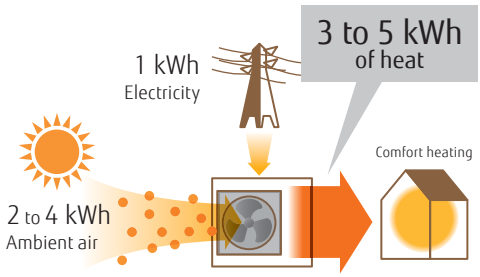

Primary Energy Usage Reduced Drastically!

Proportion of primary energy into heating energy of 100%

Primary Energy Consumption*

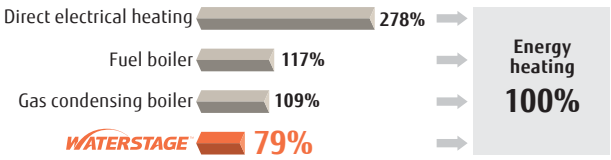

*Electricity loss is different due to power plant. Example efficiency of power plant: 36%

WATERSTAGE™ Lineup

Type	Split type			
	Super High Power Series	High Power Series		Comfort Series
Hydraulic indoor unit				
Outdoor unit				  
Capacity range	15/16/17 kW	11/14 kW	11/14/16 kW	5/6 kW 8 kW 10 kW
System outline	• 60°C hot water supply even at -20°C outdoor temperature • 55°C hot water supply even at -22°C outdoor temperature • Different heating system can be used. Like underfloor heating, radiators and others.* • Heating and DHW in one system.* • Additional electric heater for backup provided. • Up to two independent control circuits.* • Cooling operation is possible.* • Operating range is -25 to 35 °C.	• 60°C hot water supply even at -20°C outdoor temperature • Different heating system can be used. Like underfloor heating, radiators and others.* • Heating and DHW in one system.* • Additional electric heater for backup provided. • Up to two independent control circuits.* • Cascade connection up to three systems.* • Cooling operation is possible.* • Operating range is -25 to 35 °C.		• 55°C hot water supply even at -10°C outdoor temperature • Heating and DHW in one system.* • Additional electric heater for backup provided. • Up to two independent control circuits.* • Cooling operation is possible.* • Operating range is -20 to 35 °C. • Different heating system can be used. Like underfloor heating, radiators and others.
Power source	Single Phase, 230 V/50 Hz	Single Phase, 230 V/50 Hz	3 Phase, 400 V/50 Hz	Single Phase, 230 V/50 Hz
Capacity 5 kW				WSHA050ML3 WOHA060KLT
Capacity 6 kW				WSHA080ML3 WOHA060KLT
Capacity 8 kW				WSHA080ML3 WOHA080KLT
Capacity 10 kW				WSHA100ML3 WOHA100KLT
Capacity 11 kW		WSHG140DG WOHG112LHT	WSHG140DG WOHK112LCTA	
Capacity 14 kW		WSHG140DG WOHG140LCTA	WSHG140DG WOHK140LCTA	
Capacity 15 kW				
Capacity 16 kW	WSHG160DJ6 WOHG160LJL		WSHG140DG WOHK160LCTA	
Capacity 17 kW				

SG Ready
Smart Heat Pumps

Split DHW Integrated type						Monobloc Type	
Super High Power Series	High Power Series		Comfort Series				
							
			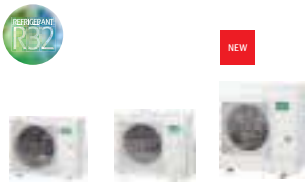				
15/16/17 kW	11/14 kW	11/14/16 kW	5/6 kW	8 kW	10 kW	5/6 kW	8 kW
• 60°C hot water supply even at -20°C outdoor temperature • 55°C hot water supply even at -22°C outdoor temperature • Different heating system can be used. Like underfloor heating, radiators and others.* • Heating and DHW space saving in one hydraulic indoor unit. • Additional electric heater for backup provided. • Up to two independent control circuits.* • Cooling operation is possible.* • Operating range is -25 to 35 °C.	• 60°C hot water supply even at -20°C outdoor temperature • Different heating system can be used. Like underfloor heating, radiators and others.* • Heating and DHW space saving in one hydraulic indoor unit. • Additional electric heater for backup provided. • Up to two independent control circuits.* • Cooling operation is possible.* • Operating range is -25 to 35 °C.		• 55°C hot water supply even at -10°C outdoor temperature • Heating and DHW in one system. • Additional electric heater for backup provided. • Up to two independent control circuits.* • Cooling operation is possible.* • Operating range is -20 to 35 °C. • Different heating system can be used. Like underfloor heating, radiators and others.			• 55°C hot water supply even at -10°C outdoor temperature • Cooling operation is possible. • Operating range is -10 to 46°C in cooling, -20 to 35°C in heating.	
Single Phase, 230 V/50 Hz	Single Phase, 230 V/50 Hz	3 Phase, 400 V/50 Hz	Single Phase, 230 V/50 Hz			Single Phase, 230 V/50 Hz	
			WGHA050ML3 WOHA060KLT			CPHA050LLW	
			WGHA080ML3 WOHA060KLT			CPHA060LLW	
			WGHA080ML3 WOHA080KLT			CPHA080LLW	
			WGHA100ML3 WOHA100KLT				
	WGHG140DG WOHG112LHT	WGHG140DG WOHK112LCTA					
	WGHG140DG WOHG140LCTA	WGHG140DG WOHK140LCTA					
WGHG160DJ6 WOHG160LJL		WGHG140DG WOHK160LCTA					

*Optional parts are required.

Benefits

Less
CO_2 Emissions

This environmentally-friendly system substantially reduces CO_2 emissions compared to conventional gas and hydro carbons combustion.

Average annual CO_2 emissions

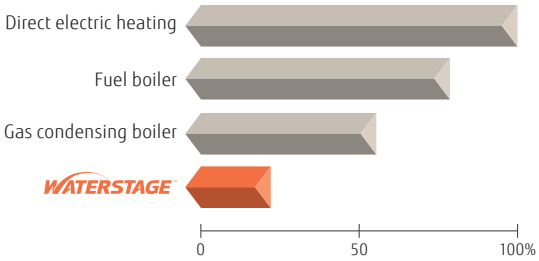

*Calculations based on data provided by European Program-2001` for EU 27
Fuel boiler efficiency: 89%, Gas boiler efficiency: 93%

Low
Running Cost

Running cost is low and economical by high efficiency heat pump technology.

Average annual running cost



*The values may vary depending on installation, location, and operating conditions.

Clean
and Healthy

Since burners are unnecessary, NOx and other harmful substances are not generated.



Easy
Installation and Maintenance

All components are built into compact outdoor unit or hydraulic indoor unit.

Well structured Hydraulic indoor unit.
Sophisticated arrangement of hydraulic units, allows easy piping and maintenance

Energy Efficiency standard

Product labels

For Space heaters

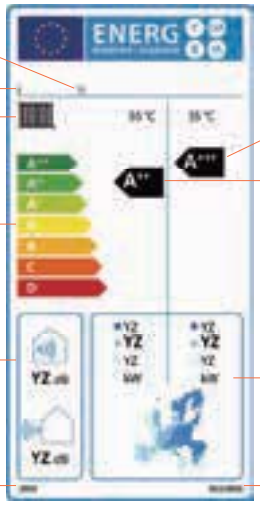

For Combination heaters

The Ecodesign Directive Lot 1 Regulation 813/2013

New Ecodesign directive defines a regulatory framework for improving the environmental performance of energy-related products (ErP) through design.
From 26 September 2015, the Ecodesign Directive will apply to space heaters(including heat pumps and fossil fuel boilers), combination heaters(for both space and water heating),water heaters and water storage tanks.
All these products will have to meet minimum requirements for energy efficiency*1 and maximum sound power levels. The minimum energy efficiency level will be raised from 26 September 2017 and maximum sound power level will be lowered on 26 September 2018.

*1: Energy efficiency is represented by seasonal space heating efficiency (ηs). This value is based upon the seasonal coefficient of performance(SCOP).

The Energy Labelling Directive (EU) No. 811/213

The energy label aims to help consumers make direct comparisons of energy use, as well as product specific features. On all labels, product identifier, efficiency class, sound power levels and heat output must be displayed. For heat generators, the scale runs from A+++ to D. There are two different product labels for space heaters and combination heaters.

Seasonal space heating
Energy efficiency class

	Except low temp HP 55℃	Low temp HP 35℃
A+++	ηs ≥ 150	ηs ≥ 175
A++	125 ≤ ηs < 150	150 ≤ ηs < 175
A+	98 ≤ ηs < 125	123 ≤ ηs < 150
A	90 ≤ ηs < 98	115 ≤ ηs < 123
B	82 ≤ ηs < 90	107 ≤ ηs < 115
C	75 ≤ ηs < 82	100 ≤ ηs < 107
D	36 ≤ ηs < 75	61 ≤ ηs < 100
E	34 ≤ ηs < 36	59 ≤ ηs < 61
F	30 ≤ ηs < 34	55 ≤ ηs < 59
G	ηs < 30	ηs < 55

EHPA Quality Label

Fujitsu General's WATERSTAGE*2 have obtained the EHPA Quality Label*3 by tests according to the international Standards EN14511 and EN17025. The EHPA Quality Label*3 is a label that shows the end-consumer a quality heat pump unit on the market.

*2: Only High Power 3 phase
*3: Check the validity of label at www.ehpa.org/quality/quality-label/

SG-Ready Label

SG-Ready is a defined standard by BWP*4, which makes it possible that the device can be integrated into a smart grid. Heat pumps, which are equipped with the SG-Ready Label, can receive signals from the power grid (and e.g. also from PV systems) about the available (unused renewable) energy (from wind, sun & water). Fujitsu General provides the SG-Ready compatibility to all new Heat Pumps Series.

*4: BWP = the Federal German Heat Pump Association

The CEN Heat Pump KEYMARK

The Heat Pump KEYMARK is a full certificate supporting the quality of heat pumps in the European market.
The Heat Pump KEYMARK is a voluntary, independent, European certification mark (ISO type 5 certification) for all heat pumps, combination heat pumps and hot water heaters (as covered by Ecodesign, EU Regulation 813/2013 and 814/2013). Fujitsu General's WATERSTAGE*5 have obtained the KEYMARK*6.

*5:Only R32 comfort model
*6:Check the validity of mark at www.heatpumpkeymark.com/about/

Home Heating

& Domestic Hot Water

Wide range lineup suited for regional characteristics, family structure, and application. We provide various products to meet your needs from High Power via heating-centered series to reasonably-priced compact series.

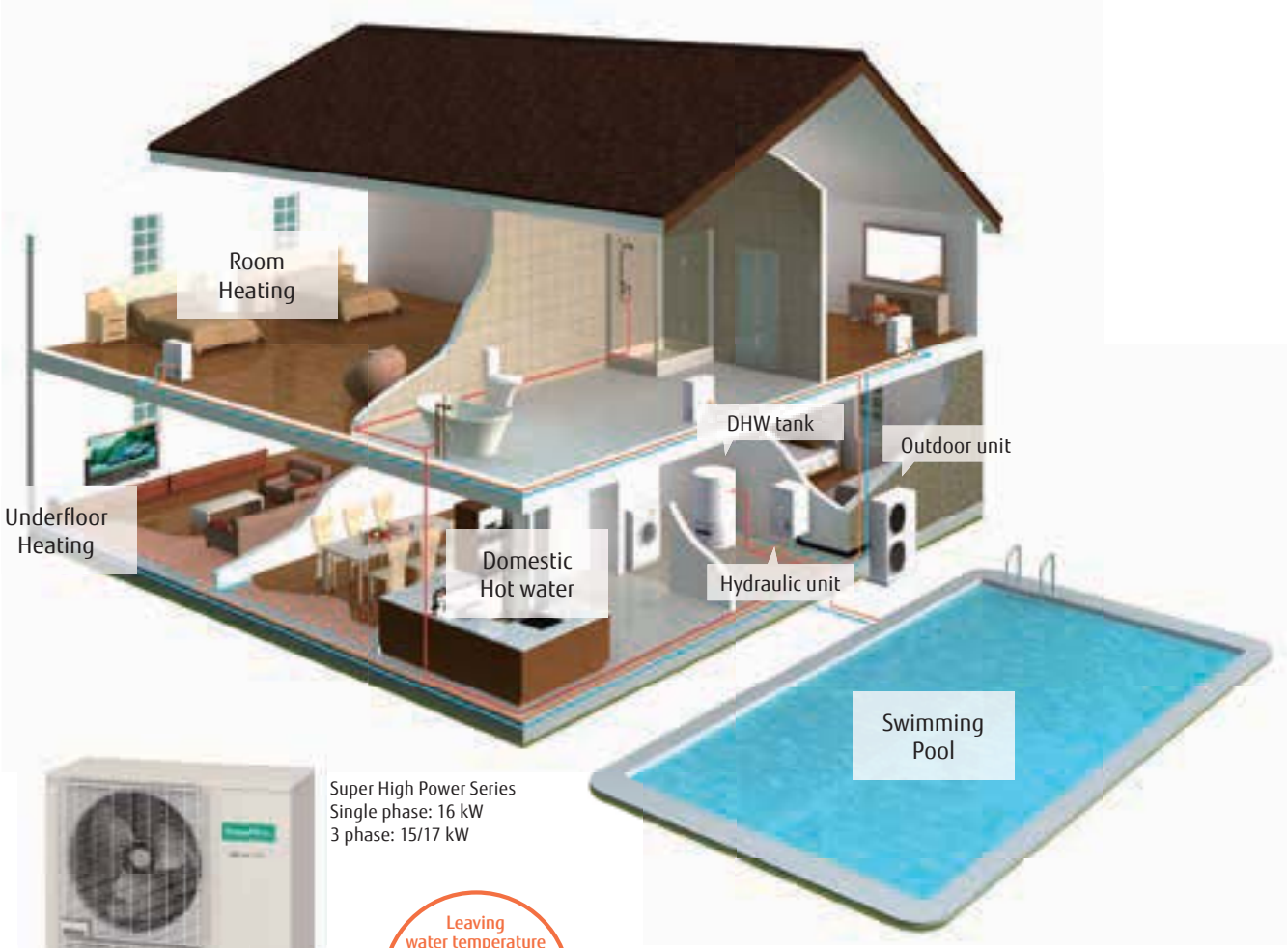

Super High Power Series
Single phase: 16 kW
3 phase: 15/17 kW

Leaving water temperature
60°C

High leaving water temperature

High leaving water temperature 60°C maintained even at -20°C outdoor temperature without using backup heater.

For Room heating & domestic hot water

Outdoor unit and hydraulic indoor unit can be installed freely, so installation is easy. Since hydraulic indoor unit is installed inside a house, freezing of circulated water can be prevented. A larger heating capacity can be performed flexibly by using more units in cascade connection.*1

*1: For High Power only



Adopting new refrigerant R32

R32 refrigerant is highly environmentally friendly for the reduction of the global warming potential than other refrigerant currently available on the market.

Space is saved drastically due to built-in DHW tank.

Existing boiler can be replaced easily. Higher heating capacities can be achieved as there is the flexibility to use more units in a cascade type connection.

+ DHW Tank

DHW tank (option) can be used to supply hot water by connecting it to the system.

+ Boiler

By combining existing boiler, powerful heating can be achieved even at low outdoor temperature.

*Optional parts necessary

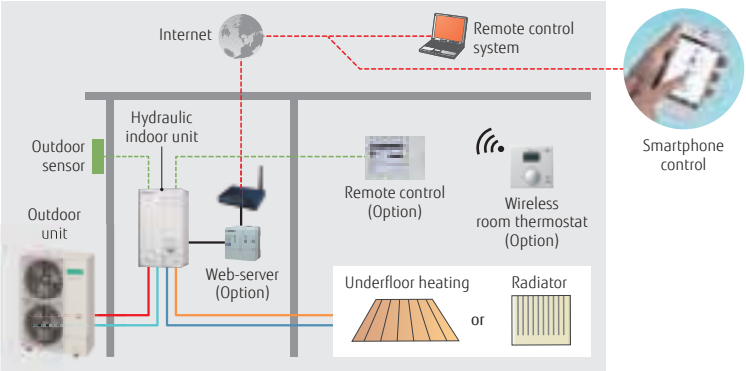

Smart control

User's needs are supported by offering a variety of controls, such as individual control and remote control options.

High Efficiency Technology

Twin Rotary Compressor

For Outdoor Unit

Twin Rotary Compressor
Injection Port

The compressor achieves high condensing temperature without overheating the discharge gas temperature by Linear Control Injection process during compression. Therefore, the condensing temperature rises up higher than normal circuit. A higher hot water temperature is achieved by controlling the injection amount according to the usage state.

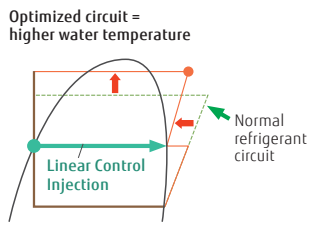

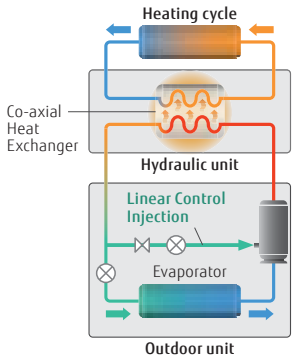

Accurate temperature control by DC inverter technology

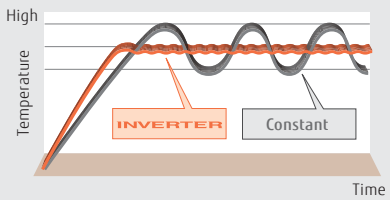

High Durability Co-axial Heat Exchanger

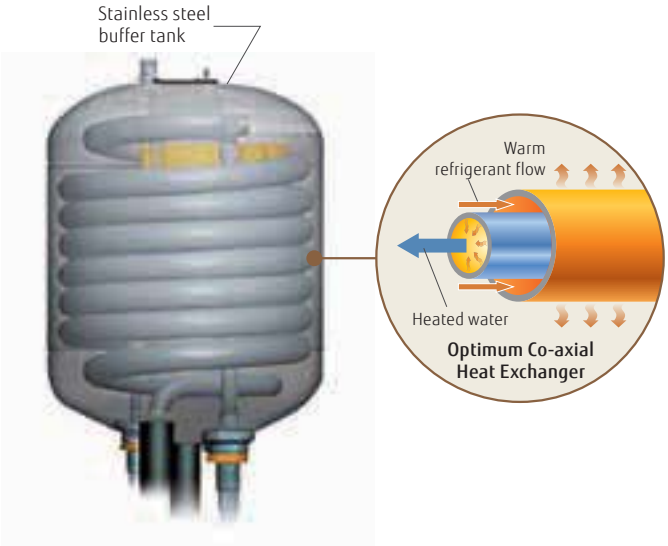

For Hydraulic Indoor Unit

Stainless steel buffer tank

Heat exchange amount is 25% higher than previous model.
Energy saving performance is improved.

- Corrosion protected
- No flow switch necessary
- Anti-freeze-protection is unnecessary

Class A Pump

Energy saving pump with constant volume or pressure adjustment function.

Split Type
Comfort Series

WATERSTAGE™

High Leaving Water Temperature

Maximum leaving water temperature is 55°C without backup heater. Hot water supply temperature can be maintained even at -10°C outdoor temperature.

* If you want to raise the hot water supply temperature, backup heater can be used for the auxiliary operation.



Comfort Series

High COP

Waterstage Air to water heat pumps work much more efficiently and save energy compared to traditional heating systems.

Energy efficiency class **A+++***

*Temperature application : Heating Temp. 35°C.

Seasonal space heating energy efficiency (η_s)

Condition : Outdoor Temp. 7°C Heating Temp. 35°C.

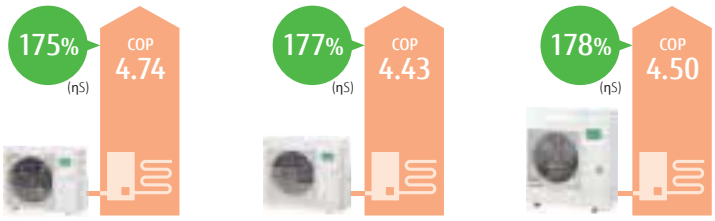

Comfort Series 5kw class | Comfort Series 8kw class | Comfort Series 10kw class

Outdoor unit technology

5 - 6 kW | 8 kW | 10 kW

DC Fan Motor
High performance, high efficiency small DC fan motor mounted.



DC Twin Rotary Compressor
High efficient DC twin rotary compressor

DC Inverter
Smooth water temperature control realized by DC inverter control.

Hydraulic indoor unit:
WSHA050ML3 / WSHA080ML3 /
NEW WSHA100ML3
Outdoor unit:
WOHA060KLT / WOHA080KLT /
NEW WOHA100KLT

Hydraulic indoor unit
Single phase

Outdoor unit
Single phase
5/6kW

Outdoor unit
Single phase
8kW

Outdoor unit
Single phase
10kW

Specifications

Model Name		Hydraulic indoor unit		WSHA050ML3		WSHA080ML3		WSHA080ML3		WSHA100ML3	
		Outdoor unit		WOHA060KLT		WOHA060KLT		WOHA080KLT		WOHA100KLT	
Capacity range				5		6		8		10	
7°C/35°C floor heating *1		Heating capacity	kW	4.50		5.50		7.50		9.50	
		Input power		0.949		1.18		1.69		2.11	
		COP		4.74		4.65		4.43		4.50	
2°C/35°C floor heating *1		Heating capacity	kW	4.50		5.30		6.30		9.30	
		Input power		1.33		1.65		1.96		3.08	
		COP		3.39		3.22		3.21		3.02	
-7°C/35°C floor heating*1		Heating capacity	kW	4.40		5.00		5.70		8.90	
		Input power		1.59		1.90		2.13		3.36	
		COP		2.76		2.63		2.68		2.65	
Space heating characteristics*2											
Temperature application			°C	55	35	55	35	55	35	55	35
Energy efficiency class				A++	A+++	A++	A+++	A++	A+++	A++	A+++
Rated heat output(P_{rated})			kW	5	5	5	6	6	7	8	9
Seasonal space heating energy efficiency(η_s)			%	125	175	125	175	128	177	130	178
Annual energy consumption			kWh	3,035	2,322	3,411	2,594	3,903	2,982	5,083	3,875
Sound power level*3	Hydraulic indoor unit		dB(A)	40	-	40	-	40	-	40	-
	Outdoor unit			57	-	57	-	60	-	62	-
Hydraulic indoor unit Specification											
Power source				Single phase 230 V 50 Hz							
Dimensions H×W×D			mm	847 × 450 × 493		847 × 450 × 493		847 × 450 × 493		847 × 450 × 493	
Weight (Net)			kg	47		47		47		47	
Water circulation		Min./Max.	L/min	7.6/22.0		8.5/22.0		10.0/22.0		13.2/30.0	
Buffer tank capacity			L	16		16		16		16	
Expansion vessel capacity			L	8		8		8		8	
Leaving water temperature range		Max.	°C	55		55		55		55	
Water pipe connection diameter		Flow/Return	mm	Ø 25.4/Ø 25.4		Ø 25.4/Ø 25.4		Ø 25.4/Ø 25.4		Ø 25.4/Ø 25.4	
Backup heater		Capacity	kW	3.0		3.0		3.0		3.0	
Outdoor unit specification											
Power source				Single phase 230 V 50 Hz							
Current		Max.	A	13.0		13.0		18.0		19.0	
Dimensions H × W × D			mm	632 × 799 × 290		632 × 799 × 290		716 × 820 × 315		998 × 940 × 320	
Weight (Net)			kg	39		39		42		62	
Refrigerant		Type (Global Warming Potential)		R32(675)		R32(675)		R32(675)		R32(675)	
		Charge	kg	0.97		0.97		1.02		1.63	
Additional refrigerant charge amount			g/m	25		25		25		20	
Connection pipe	Diameter	Liquid	mm	6.35		6.35		6.35		9.52	
		Gas		12.70		12.70		12.70		15.88	
	Length	Min./Max.	m	3/30		3/30		3/30		3/30	
	Length(Pre-charge)		m	15		15		15		20	
	Height difference	Max.	m	20		20		20		20	
Operating range		Heating	°C	-20 to 35		-20 to 35		-20 to 35		-20 to 35	

*1:The values of heating capacity/input power/COP are based on measurement of EN14511 standard. Usage environment, such as operation of the heating equipment, room temperature, and controller adjustments, may cause disparities between practically determined values and these values.
*2:All information of ErP can be available for downloaded from www.fujitsu-general.com/global/support/downloads/search/
*3:The values of sound power level are besed on mesurement of EN12102 standard under conditions of EN14825 standard.

Dimensions

(Unit:mm)

Outdoor Unit:
WOHA060KLT

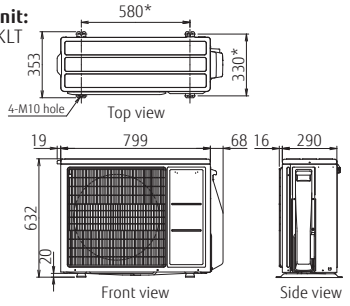

WOHA080KLT

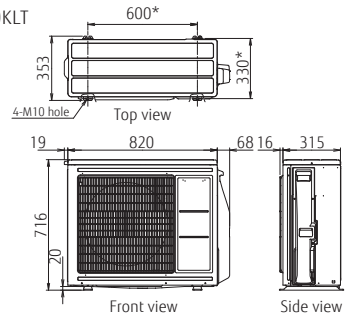

WOHA100KLT

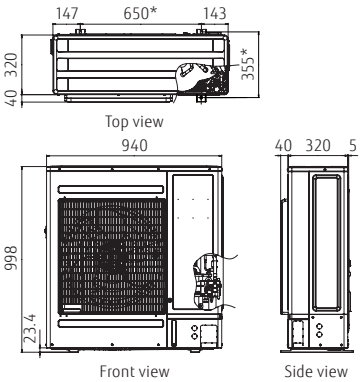

Hydraulic Indoor Unit:
WSHA050ML3/WSHA080ML3/WSHA100ML3

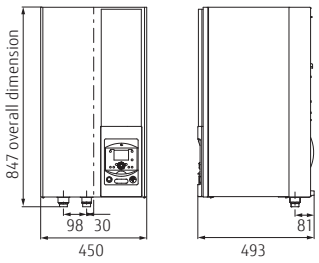

*Pitch of bolts for installation

Split Type
Super High Power Series

WATERSTAGE™

High Leaving Water Temperature

High leaving water temperature of 60°C is kept even when outdoor temperature is down to -20°C without using backup heaters. And it's possible to supply 55°C at -22°C outdoor temperature without backup heater.

* If you want to raise the hot water supply temperature, backup heater can be used for the auxiliary operation.



Super High Power Series

High COP

Waterstage Air to water heat pumps work much more efficiently and save energy compared to traditional heating systems.

Energy efficiency class

Seasonal space heating energy efficiency (η_s)
Condition : Outdoor Temp. 7°C Heating Temp. 35°C.

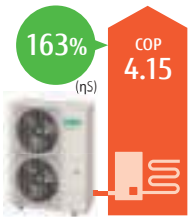

Single phase
16kW class

Extended Operating Range down to -25°C

Improved operating range down to -25°C outdoor temperature

Hydraulic indoor unit:
WSHG160DJ6
Outdoor unit:
WOHG160LJL

Hydraulic indoor unit
Single phase

Outdoor unit
Single phase 16kW

Specifications

Model Name		Hydraulic indoor unit		WSHG160DJ6	
		Outdoor unit		WOHG160LJL	
Capacity range				16	
7°C/35°C floor heating *1		Heating capacity	kW	16.00	
		Input power		3.86	
		COP		4.15	
2°C/35°C floor heating *1		Heating capacity	kW	13.30	
		Input power		4.25	
		COP		3.13	
-7°C/35°C floor heating*1		Heating capacity	kW	14.50	
		Input power		5.27	
		COP		2.75	
Space heating characteristics*2					
Temperature application			°C	55	35
Energy efficiency class				A++	A++
Rated heat output(P_{rated})			kW	14	16
Seasonal space heating energy efficiency(η_s)			%	125	163
Annual energy consumption			kWh	8,757	8,014
Sound power level	Hydraulic indoor unit		dB(A)	45	45
	Outdoor unit			67	66
Hydraulic indoor unit Specification					
Power source				Single phase, 230 V 50 Hz	
Dimensions H×W×D			mm	805 × 450 × 471	
Weight (Net)			kg	52.5	
Water circulation		Min./Max.	L/min	26.4/57.8	
Buffer tank capacity			L	22	
Expansion vessel capacity			L	10	
Leaving water temperature range		Max.	°C	60	
Water pipe connection diameter		Flow/Return	mm	Ø 25.4/Ø 25.4	
Backup heater		Capacity	kW	6.0(3.0kW×2pcs.)	
Outdoor unit specification					
Power source				Single phase, 230 V 50 Hz	
Current		Max.	A	28.0	
Dimensions H × W × D			mm	1,428 × 1,080 × 480	
Weight (Net)			kg	137	
Refrigerant		Type (Global Warming Potential)		R410A (2,088)	
		Charge	kg	3.80	
Additional refrigerant charge amount			g/m	50	
Connection pipe	Diameter	Liquid	mm	Ø 9.52	
		Gas		Ø 15.88	
	Length	Min./Max.	m	5/30	
	Length(Pre-charge)		m	15	
	Height difference	Max.	m	25/15 (Outdoor unit:Upper/Lower)	
Operating range		Heating	°C	-25 to 35	

*1:The values of heating capacity/input power/COP are based on measurement of EN14511 standard. Usage environment, such as operation of the heating equipment, room temperature, and controller adjustments, may cause disparities between practically determined values and these values.
*2:All information of ErP can be available for downloaded from www.fujitsu-general.com/global/support/downloads/search/

Dimensions

(Unit:mm)

Outdoor Unit:
Single phase: WOHG160LJL

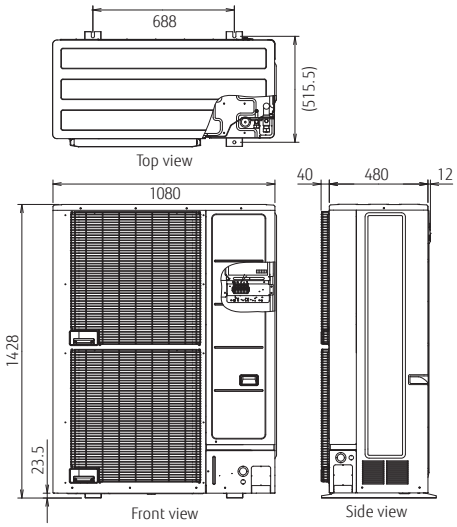

Hydraulic Indoor Unit:
Single phase : WSHG160DJ6

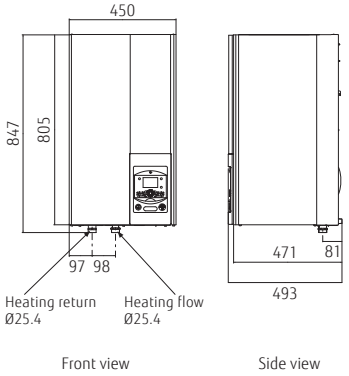

Split Type
High Power Series

WATERSTAGE™

High Leaving Water Temperature

High leaving water temperature of 60°C is kept even when outdoor temperature is down to -20°C without using backup heaters.

* If you want to raise the hot water supply temperature, backup heater can be used for the auxiliary operation.

High Power Series

High COP

Waterstage Air to water heat pumps work much more efficiently and save energy compared to traditional heating systems.

Energy efficiency class

*Temperature application : Heating Temp. 35°C.

Seasonal space heating energy efficiency (η_s)
Condition : Outdoor Temp. 7°C Heating Temp. 35°C.

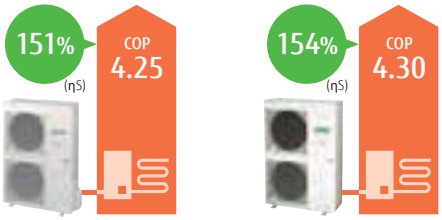

Single phase
11kW class

3 phase
11kW class

Hydraulic indoor unit:
WSHG140DG
Outdoor unit:
WOHG112LHT / WOHG140LCTA
[3 phase] WOHK112LCTA / WOHK140LCTA / WOHK160LCTA

Hydraulic indoor unit
Single phase/
3 phase

Outdoor unit
Single phase
11/14 kW

Outdoor unit
3 phase
11/14/16 kW

Specifications

Model Name				WSHG140DG		WSHG140DG		WSHG140DG		WSHG140DG		WSHG140DG	
	Hydraulic indoor unit			WSHG140DG		WSHG140DG		WSHG140DG		WSHG140DG		WSHG140DG	
	Outdoor unit			WOHG112LHT		WOHG140LCTA		WOHK112LCTA		WOHK140LCTA		WOHK160LCTA	
Capacity range				11		14		11		14		16	
7°C/35°C floor heating *1	Heating capacity		kW	10.80		13.50		10.80		13.50		15.17	
	Input power			2.54		3.23		2.51		3.20		3.70	
	COP			4.25		4.18		4.30		4.22		4.10	
2°C/35°C floor heating *1	Heating capacity		kW	10.77		12.00		10.77		13.00		13.50	
	Input power			3.44		3.87		3.40		4.15		4.34	
	COP			3.13		3.10		3.17		3.13		3.11	
-7°C/35°C floor heating*1	Heating capacity		kW	10.38		11.54		10.38		12.20		13.50	
	Input power			4.32		5.08		4.28		5.13		5.40	
	COP			2.40		2.27		2.43		2.38		2.50	
Space heating characteristics*2													
Temperature application			°C	55	35	55	35	55	35	55	35	55	35
Energy efficiency class				A+	A++	A+	A+	A+	A++	A+	A++	A+	A+
Rated heat output(P_{rated})			kW	9	11	11	13	9	11	11	13	13	14
Seasonal space heating energy efficiency(η_s)			%	112	151	113	148	112	154	117	150	117	149
Annual energy consumption			kWh	6,704	6,062	8,041	6,824	6,669	5,930	7,803	6,738	9,062	7,408
Sound power level	Hydraulic indoor unit		dB(A)	46		46		46		46		46	
	Outdoor unit			68		69		69	68	70	68	71	
Hydraulic indoor unit Specification													
Power source				Single phase, 230 V 50 Hz				3 phase, 400 V 50 Hz					
Dimensions H×W×D			mm	800 × 450 × 457				800 × 450 × 457					
Weight (Net)			kg	42				42					
Water circulation		Min./Max.	L/min	19.5/39.0		24.4/48.7		19.5/39.0		24.4/48.7		27.4/54.8	
Buffer tank capacity			L	16				16					
Expansion vessel capacity			L	8				8					
Leaving water temperature range		Max.	°C	60				60					
Water pipe connection diameter		Flow/Return	mm	Ø 25.4/Ø 25.4				Ø 25.4/Ø 25.4					
Backup heater		Capacity	kW	6.0(3.0kW×2pcs.)				9.0(3.0kW×3pcs.)					
Outdoor unit specification													
Power source				Single phase, 230 V 50 Hz				3 phase, 400 V 50 Hz					
Current		Max.	A	22.0		25.0		9.0		9.5		10.5	
Dimensions H × W × D			mm	1,290 × 900 × 330									
Weight (Net)			kg	92				99					
Refrigerant		Type (Global Warming Potential)		R410A (2,088)									
		Charge	kg	2.50									
Additional refrigerant charge amount			g/m	50									
Connection pipe	Diameter	Liquid	mm	Ø 9.52									
		Gas		Ø 15.88									
	Length	Min./Max.	m	5/20									
	Length(Pre-charge)		m	15									
	Height difference	Max.	m	15									
Operating range		Heating	°C	-25 to 35									

*1:The values of heating capacity/input power/COP are based on measurement of EN14511 standard. Usage environment, such as operation of the heating equipment, room temperature, and controller adjustments, may cause disparities between practically determined values and these values.
*2:All information of ErP can be available for downloaded from www.fujitsu-general.com/global/support/downloads/search/

Dimensions

(Unit:mm)

Outdoor Unit:
Single phase: WOHG112LHT/WOHG140LCTA

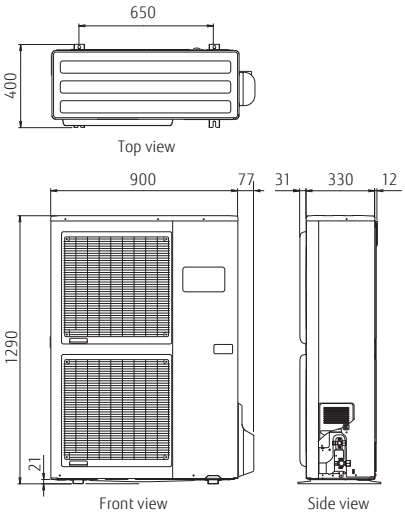

3 phase: WOHK112LCTA/WOHK140LCTA/WOHK160LCTA

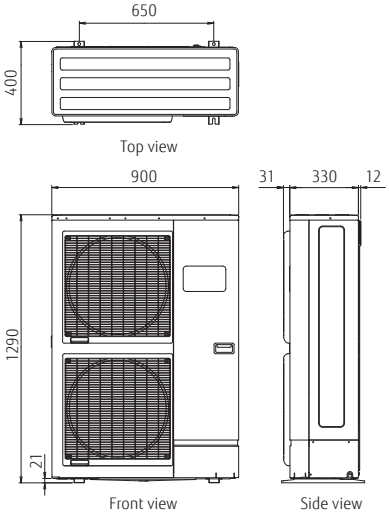

Hydraulic Indoor Unit:
WSHG140DG

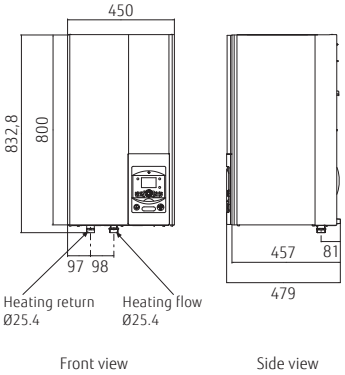

Split DHW Integrated Type

Comfort Series

REFRIGERANT R32

WATERSTAGE™

High Leaving Water Temperature

Maximum leaving water temperature is 55°C without backup heater. Hot water supply temperature can be maintained even at -10°C outdoor temperature.

* If you want to raise the hot water supply temperature, backup heater can be used for the auxiliary operation.



Comfort Series

High COP

Waterstage Air to water heat pumps work much more efficiently and save energy compared to traditional heating systems.

Energy efficiency class A+++*

*Temperature application : Heating Temp. 35°C.

Seasonal space heating energy efficiency (η_s)

Condition : Outdoor Temp. 7°C Heating Temp. 35°C.

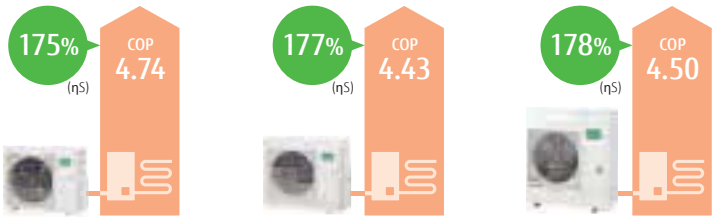

Comfort Series 5kw class | Comfort Series 8kw class | Comfort Series 10kw class

Outdoor unit technology

5 - 6 kW | 8 kW | 10 kW

DC Fan Motor
High performance, high efficiency small DC fan motor mounted.



DC Twin Rotary Compressor
High efficient DC twin rotary compressor

DC Inverter
Smooth water temperature control realized by DC inverter control.

Hydraulic indoor unit:
WGHA050ML3 / WGHA080ML3 /
NEW WGHA100ML3
Outdoor unit:
WOHA060KLT / WOHA080KLT /
NEW WOHA100KLT

Hydraulic indoor unit
Single phase

Outdoor unit
Single phase
5/6kW

Outdoor unit
Single phase
8kW

Outdoor unit
Single phase
10kW

Specifications

Model Name		Hydraulic indoor unit		WGHA050ML3		WGHA080ML3		WGHA080ML3		WGHA100ML3	
		Outdoor unit		WOHA060KLT		WOHA060KLT		WOHA080KLT		WOHA100KLT	
Capacity range				5		6		8		10	
7°C/35°C floor heating *1		Heating capacity	kW	4.50		5.50		7.50		9.50	
		Input power		0.949		1.18		1.69		2.11	
		COP		4.74		4.65		4.43		4.50	
2°C/35°C floor heating *1		Heating capacity	kW	4.50		5.30		6.30		9.30	
		Input power		1.33		1.65		1.96		3.08	
		COP		3.39		3.22		3.21		3.02	
-7°C/35°C floor heating*1		Heating capacity	kW	4.40		5.00		5.70		8.90	
		Input power		1.59		1.90		2.13		3.36	
		COP		2.76		2.63		2.68		2.65	
Space heating characteristics*2											
Temperature application			°C	55	35	55	35	55	35	55	35
Energy efficiency class				A++	A+++	A++	A+++	A++	A+++	A++	A+++
Rated heat output(P_{rated})			kW	5	5	5	6	6	7	8	9
Seasonal space heating energy efficiency(η_s)			%	125	175	125	175	128	177	130	178
Annual energy consumption			kWh	3,035	2,322	3,411	2,594	3,903	2,982	5,083	3,875
Sound power level*3	Hydraulic indoor unit		dB(A)	40	-	40	-	40	-	40	-
	Outdoor unit			57	-	57	-	60	-	62	-
Domestic hot water characteristics*2											
Load profile				L		L		L		L	
Energy efficiency class				A+		A+		A+		A+	
Energy efficiency(ηwh)			%	130		130		130		130	
Annual electricity consumption			kWh	793		793		793		793	
Hydraulic indoor unit Specification											
Power source				Single phase 230 V 50 Hz							
Dimensions H×W×D			mm	1,863 × 648 × 700		1,863 × 648 × 700		1,863 × 648 × 700		1,863 × 648 × 700	
Weight (Net)			kg	145		145		145		145	
Water circulation		Min./Max.	L/min	7.6/22.0		8.5/22.0		10.0/22.0		13.2/30.0	
DHW capacity			L	190		190		190		190	
Hot water heater capacity			kW	1.5		1.5		1.5		1.5	
Buffer tank capacity			L	16		16		16		16	
Expansion vessel capacity			L	8		8		8		8	
Leaving water temperature range		Max.	°C	55		55		55		55	
Water pipe connection diameter		Flow/Return	mm	Ø 25.4/Ø 25.4		Ø 25.4/Ø 25.4		Ø 25.4/Ø 25.4		Ø 25.4/Ø 25.4	
Hot water pipe connection diameter			mm	Ø 19.05		Ø 19.05		Ø 19.05		Ø 19.05	
Backup heater		Capacity	kW	3.0		3.0		3.0		3.0	
Outdoor unit specification											
Power source				Single phase 230 V 50 Hz							
Current		Max.	A	13.0		13.0		18.0		19.0	
Dimensions H × W × D			mm	632 × 799 × 290		632 × 799 × 290		716 × 820 × 315		998 × 940 × 320	
Weight (Net)			kg	39		39		42		62	
Refrigerant		Type (Global Warming Potential)		R32(675)		R32(675)		R32(675)		R32(675)	
		Charge	kg	0.97		0.97		1.02		1.63	
Additional refrigerant charge amount			g/m	25		25		25		20	
Connection pipe	Diameter	Liquid	mm	6.35		6.35		6.35		9.52	
		Gas		12.70		12.70		12.70		15.88	
	Length	Min./Max.	m	3/30		3/30		3/30		3/30	
	Length(Pre-charge)		m	15		15		15		20	
	Height difference	Max.	m	20		20		20		20	
Operating range		Heating	°C	-20 to 35		-20 to 35		-20 to 35		-20 to 35	

*1:The values of heating capacity/input power/COP are based on measurement of EN14511 standard. Usage environment, such as operation of the heating equipment, room temperature, and controller adjustments, may cause disparities between practically determined values and these values.
*2:All information of ErP can be available for downloaded from www.fujitsu-general.com/global/support/downloads/search/
*3:The values of sound power level are besed on mesurement of EN12102 standard under conditions of EN14825 standard.

Dimensions

(Unit:mm)

Outdoor Unit:
WOHA060KLT

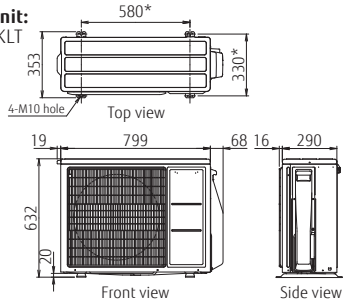

WOHA080KLT

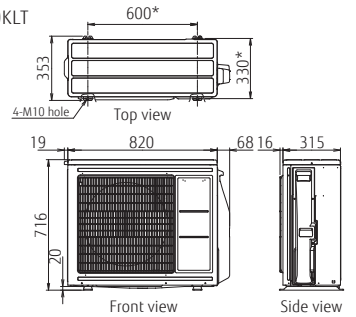

WOHA100KLT

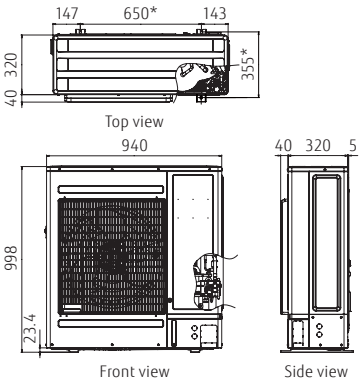

Hydraulic Indoor Unit:
WGHA050ML3/WGHA080ML3/WGHA100ML3

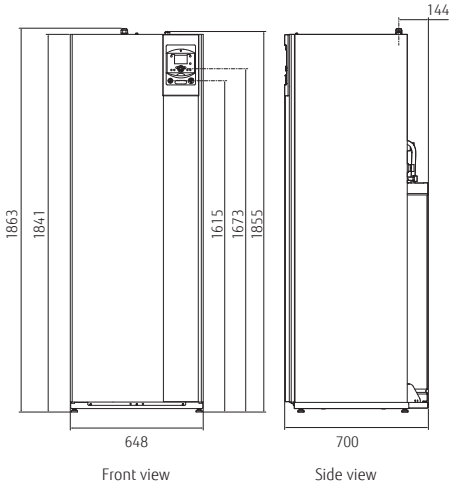

*Pitch of bolts for installation

Split DHW Integrated Type

Super High Power Series

WATERSTAGE™

High Leaving Water Temperature

High leaving water temperature of 60°C is kept even when outdoor temperature is down to -20°C without using backup heaters. And it's possible to supply 55°C at -22°C outdoor temperature without backup heater.

* If you want to raise the hot water supply temperature, backup heater can be used for the auxiliary operation.



Super High Power Series

High COP

Waterstage Air to water heat pumps work much more efficiently and save energy compared to traditional heating systems.

Energy efficiency class

Seasonal space heating energy efficiency (η_s)

Condition : Outdoor Temp. 7°C Heating Temp. 35°C.

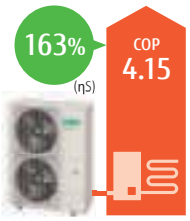

Single phase
16kW class

Extended Operating Range down to -25°C

Improved operating range down to -25°C outdoor temperature

Stylish space saving solution with

Built in High Performance DHW Tank 190 L

- DHW Production with coil heat exchanger to optimise the DHW performance
- Quick temperature rise due to a big exchanger surface

Hydraulic indoor unit:
WGHG160DJ6
Outdoor unit:
WOHG160LJL

Hydraulic indoor unit
Single phase/

Outdoor unit
Single phase 16kW

Specifications

Model Name		Hydraulic indoor unit		WGHG160DJ6	
		Outdoor unit		WOHG160LJL	
Capacity range				16	
7°C/35°C floor heating *1		Heating capacity	kW	16.00	
		Input power		3.86	
		COP		4.15	
2°C/35°C floor heating *1		Heating capacity	kW	13.30	
		Input power		4.25	
		COP		3.13	
-7°C/35°C floor heating*1		Heating capacity	kW	14.50	
		Input power		5.27	
		COP		2.75	
Space heating characteristics*2					
Temperature application			°C	55	35
Energy efficiency class				A++	A++
Rated heat output(P_{rated})			kW	14	16
Seasonal space heating energy efficiency(η_s)			%	125	163
Annual energy consumption			kWh	8,757	8,014
Sound power level	Hydraulic indoor unit		dB(A)	45	45
	Outdoor unit			67	66
Domestic hot water characteristics*2					
Load profile				L	
Energy efficiency class				A	
Energy efficiency(ηwh)			%	109	
Annual electricity consumption			kWh	941	
Hydraulic indoor unit Specification					
Power source				Single phase, 230 V 50 Hz	
Dimensions H×W×D			mm	1,841 × 648 × 698	
Weight (Net)			kg	166	
Water circulation		Min./Max.	L/min	26.4/57.8	
DHW capacity			L	190	
Hot water heater capacity			kW	1.5	
Buffer tank capacity			L	22	
Expansion vessel capacity			L	12	
Leaving water temperature range		Max.	°C	60	
Water pipe connection diameter		Flow/Return	mm	Ø 25.4/Ø 25.4	
Hot water pipe connection diameter			mm	Ø 19.05	
Backup heater		Capacity	kW	6.0(3.0kW×2pcs.)	
Outdoor unit specification					
Power source				Single phase, 230 V 50 Hz	
Current		Max.	A	28.0	
Dimensions H × W × D			mm	1,428 × 1,080 × 480	
Weight (Net)			kg	137	
Refrigerant		Type (Global Warming Potential)		R410A (2,088)	
		Charge	kg	3.80	
Additional refrigerant charge amount			g/m	50	
Connection pipe	Diameter	Liquid	mm	Ø 9.52	
		Gas		Ø 15.88	
	Length	Min./Max.	m	5/30	
	Length(Pre-charge)		m	15	
	Height difference	Max.	m	25/15 (Outdoor unit:Upper/Lower)	
Operating range		Heating	°C	-25 to 35	

*1:The values of heating capacity/input power/COP are based on measurement of EN14511 standard. Usage environment, such as operation of the heating equipment, room temperature, and controller adjustments, may cause disparities between practically determined values and these values.
*2:All information of ErP can be available for downloaded from www.fujitsu-general.com/global/support/downloads/search/

Dimensions

(Unit:mm)

Outdoor Unit:
Single phase: WOHG160LJL

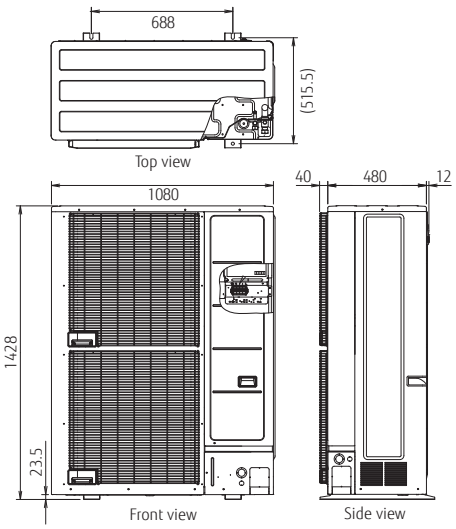

Hydraulic Indoor Unit:
Single phase: WGHG160DJ6

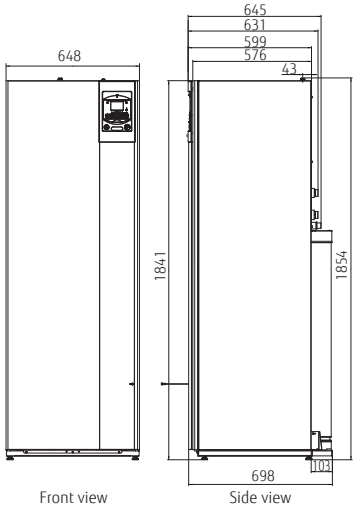

Split DHW Integrated Type

High Power Series

WATERSTAGE™

High Leaving Water Temperature

High leaving water temperature of 60°C is kept even when outdoor temperature is down to -20°C without using backup heaters.

* If you want to raise the hot water supply temperature, backup heater can be used for the auxiliary operation.

High Power Series

High COP

Waterstage Air to water heat pumps work much more efficiently and save energy compared to traditional heating systems.

Energy efficiency class

*Temperature application : Heating Temp. 35°C.

Seasonal space heating energy efficiency (η_s)

Condition : Outdoor Temp. 7°C Heating Temp. 35°C.

Single phase 11kW class

3 phase 11kW class

Optimization of refrigerant cycle operation

High Power model achieves a high performance and efficiency by adopting twin sensors and control technology corresponding to hot water heating.

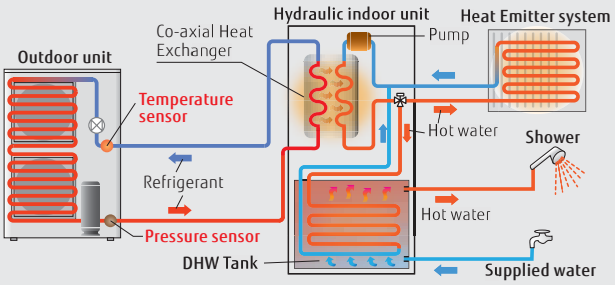

Hydraulic indoor unit:
WGHG140DG
Outdoor unit:
WOHG112LHT / WOHG140LCTA
[3 phase] WOHK112LCTA / WOHK140LCTA / WOHK160LCTA

Hydraulic indoor unit
Single phase/
3 phase

Outdoor unit
Single phase
11/14 kW

Outdoor unit
3 phase
11/14/16 kW

Specifications

Model Name		Hydraulic indoor unit		WGHG140DG		WGHG140DG		WGHG140DG		WGHG140DG		WGHG140DG	
		Outdoor unit		WOHG112LHT		WOHG140LCTA		WOHK112LCTA		WOHK140LCTA		WOHK160LCTA	
Capacity range				11		14		11		14		16	
7°C/35°C floor heating *1		Heating capacity	kW	10.80		13.50		10.80		13.50		15.17	
		Input power		2.54		3.23		2.51		3.20		3.70	
		COP		4.25		4.18		4.30		4.22		4.10	
2°C/35°C floor heating *1		Heating capacity	kW	10.77		12.00		10.77		13.00		13.50	
		Input power		3.44		3.87		3.40		4.15		4.34	
		COP		3.13		3.10		3.17		3.13		3.11	
-7°C/35°C floor heating*1		Heating capacity	kW	10.38		11.54		10.38		12.20		13.50	
		Input power		4.32		5.08		4.28		5.13		5.40	
		COP		2.40		2.27		2.43		2.38		2.50	
Space heating characteristics*2													
Temperature application			°C	55	35	55	35	55	35	55	35	55	35
Energy efficiency class				A+	A++	A+	A+	A+	A++	A+	A++	A+	A+
Rated heat output(P_{rated})			kW	9	11	11	13	9	11	11	13	13	14
Seasonal space heating energy efficiency(η_s)			%	112	151	113	148	112	154	117	150	117	149
Annual energy consumption			kWh	6,704	6,062	8,041	6,824	6,669	5,930	7,803	6,738	9,062	7,408
Sound power level	Hydraulic indoor unit		dB(A)	46		46		46		46		46	
	Outdoor unit			68		69		69	68	70	68	71	
Domestic hot water characteristics*2													
Load profile				L									
Energy efficiency class				A									
Energy efficiency(η_{wh})			%	88									
Annual electricity consumption			kWh	1166									
Hydraulic indoor unit Specification													
Power source				Single phase 230 V 50 Hz				3 phase, 400 V 50 Hz					
Dimensions H×W×D			mm	1,840 × 648 × 698									
Weight (Net)			kg	152									
Water circulation		Min./Max.	L/min	19.5/39.0		24.4/28.7		19.5/39.0		24.4/48.7		27.4/54.8	
DHW capacity			L	190									
Hot water heater capacity			kW	1.5									
Buffer tank capacity			L	16									
Expansion vessel capacity			L	12									
Leaving water temperature range		Max.	°C	60									
Water pipe connection diameter		Flow/Return	mm	Ø 25.4/Ø 25.4									
Hot water pipe connection diameter			mm	Ø 19.05									
Backup heater		Capacity	kW	6.0(3.0kW×2pcs.)				9.0(3.0kW×3pcs.)					
Outdoor unit specification													
Power source				Single phase 230 V 50 Hz				3 phase, 400 V 50 Hz					
Current		Max.	A	22.0		25.0		9.0		9.5		10.5	
Dimensions H × W × D			mm	1,290 × 900 × 330									
Weight (Net)			kg	92				99					
Refrigerant		Type (Global Warming Potential)		R410A (2,088)									
		Charge	kg	2.50									
Additional refrigerant charge amount			g/m	50									
Connection pipe	Diameter	Liquid	mm	Ø 9.52									
		Gas		Ø 15.88									
	Length	Min./Max.	m	5/20									
	Length(Pre-charge)		m	15									
	Height difference	Max.	m	15									
Operating range		Heating	°C	-25 to 35									

*1:The values of heating capacity/input power/COP are based on measurement of EN14511 standard. Usage environment, such as operation of the heating equipment, room temperature, and controller adjustments, may cause disparities between practically determined values and these values.
*2:All information of ErP can be available for downloaded from www.fujitsu-general.com/global/support/downloads/search/

Dimensions

(Unit:mm)

Outdoor Unit:
Single phase: WOHG112LHT/WOHG140LCTA

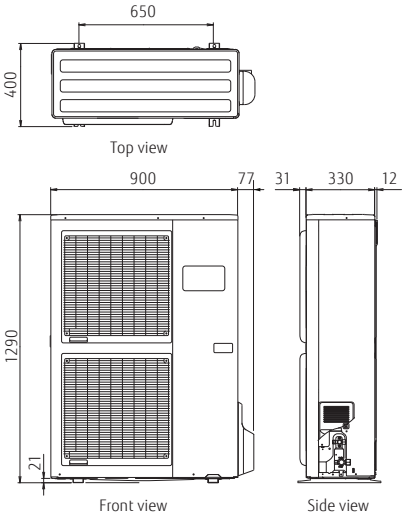

3 phase: WOHK112LCTA/WOHK140LCTA/WOHK160LCTA

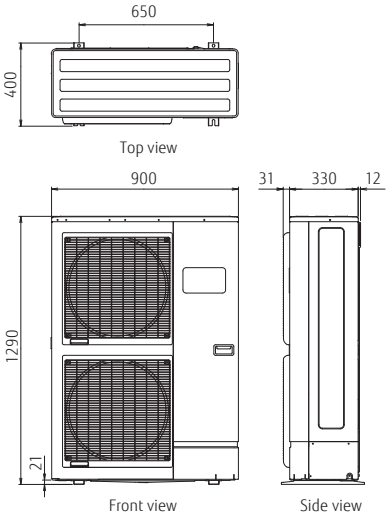

Hydraulic Indoor Unit:
WGHG140DG

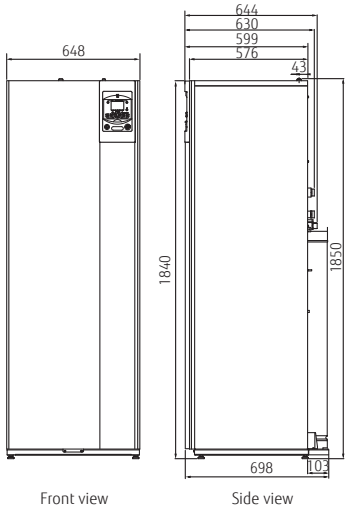

Control Overview

User`s needs are supported by offering a variety of controls, such as individual control and remote control options.

Individual Control

Wireless Remote Control(option)
Room Thermostat
UTW-C58XD

Wired Remote Control (option)
Room Thermostat
UTW-C55XA

Wired Remote Control (option)
Remote Control
UTW-C74TXF*1
UTW-C74HXF*1

RF Module

UTW-MRCXD

Adaptor for external device

Web server (option)
UTW-KW1XD
UTW-KW4XD

Modbus clip (option)
UTW-KMBXJ*2

*2:Additional optional parts necessary.

Internet

Remote control system

Smartdevice control

Home Automation system

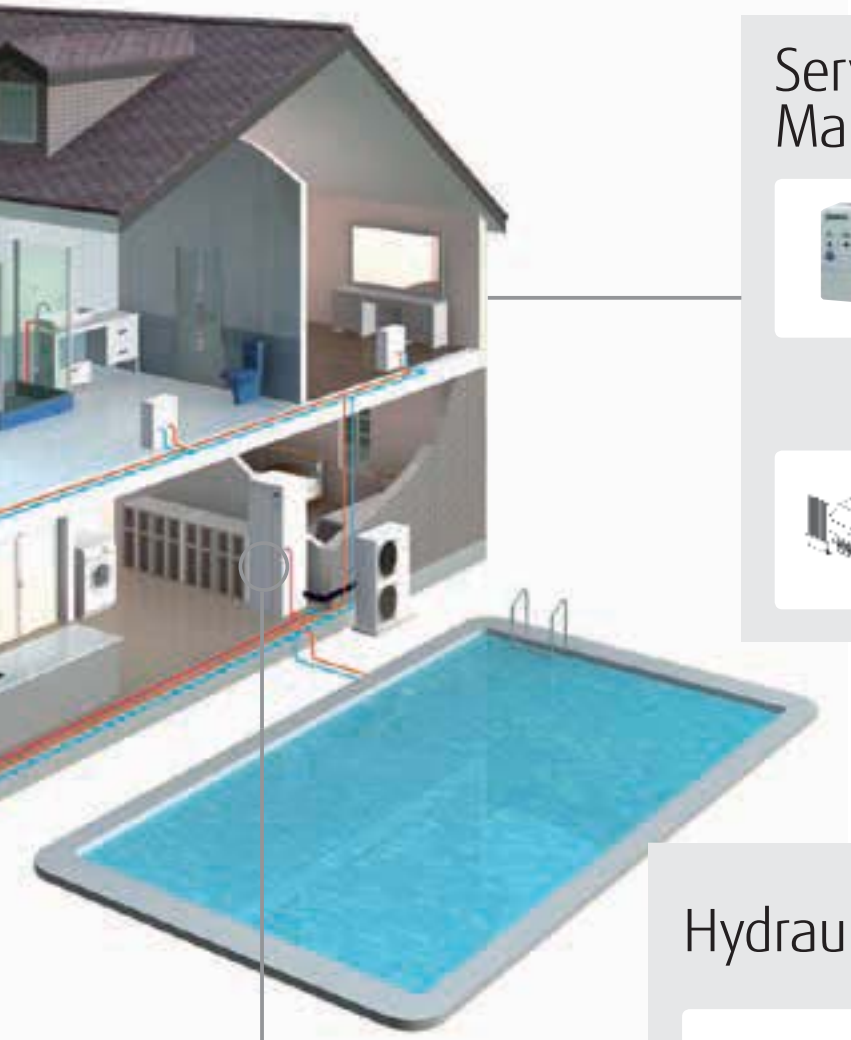

Servicer & Maintenance Tool

Web server (option)
UTW-KW1XD
UTW-KW4XD

or

LPB clip (option)
UTW-KL1XD

Service Tool (option)

UTW-KPSXD*3
Software

UTW-KSTXD*4

*3: UTW-KW1XD or UTW-KW4XD is required for the connection.
*4: UTW-KL1XD is required for the connection.

Super High Power Series
Hydraulic indoor unit

Hydraulic Indoor Unit Controller

Simple operation mode setting
- Selecting the heating mode and Domestic hot water operation

Large LCD display
- Operation status display
- Error display
- plain text

Navigation and setting
- Selecting the heating menu
- Setting program timer

HMI Kit (option)
UTW-KHMXE
Corresponding to multi languages

Comfort Control

The high grade heating controller adjusts the flow temperature automatically depending on the weather conditions, so that the room ambient temperature and the domestic hot water temperature are maintained at the desired levels.

Hydraulic Indoor Unit Controller

4 Heating mode

1. Automatic mode
Comfort/Reduce mode switching automatically according to time program

2. Reduce mode
Constant reduce temperature

3. Comfort mode
Constant comfort temperature

4. Protection mode
Stand-by mode with anti-frost protection

Useful Function

Automatic heating curve control

Automatic temperature regulation in accordance with heating curve (Depends on heating terminal and outdoor temperature)

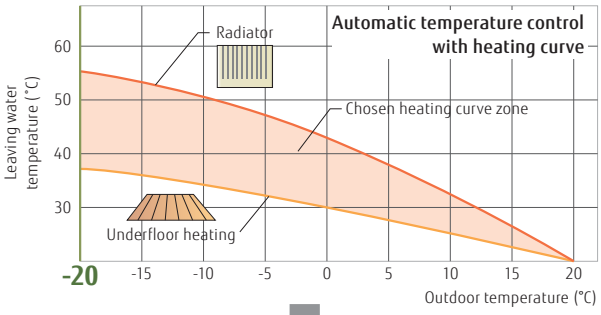

Heating curve off-set: Adjust setting room temp.

This can be fine adjusted when too warm or too cold.

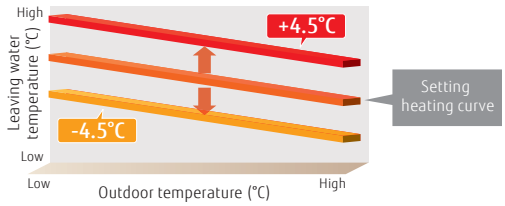

Quick recovery from defrost operation

Maintains the room temperature during defrost operation by boost start operation.

Auto-changeover

If the cooling operation function is set, the system can automatically switch to cooling or heating, depending on the outdoor temperature to provide all-season comfortable air conditioning.

2 Zone individual control

2 Zone individual control (2 underfloor heating zones or underfloor heating + radiator zone, etc.)*1

*1: Optional parts are required.

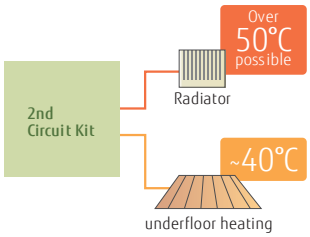

2 Stage low noise mode

Outdoor unit can be switched to silent mode, depending on the installation environment.

*Valid only for High Power

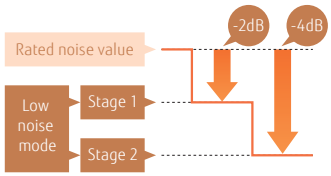

Backup heater operation

Backup heater can operate at low outdoor temperature so that comfortable status can be maintained. The backup heater is controlled intelligently just as a security backup for very cold days/nights and only activated when really necessary.

Energy Saving

Programmable timer

- The setting of timer operation can easily be adjusted.
- Changing the heating mode linked with time is possible.

Day-Weekly timer setting

- The day-weekly timer can be set up for up to 3 times per day.
- Allows separate settings for each day of the week.

Holiday timer setting

- The holiday timer can be set up for up to 8 periods
- If you are absent for a long time in the winter, freezing of room can be prevented.

Peak Cut Function*2

This function performs operation by setting a peak current value and reducing the power consumption.

Mode	The ratio of suppressing the power consumption
1	100%
2	75%
3	50%
4	Almost 0%

*2: Optional parts are required.

Safety Function

Anti-legionella function

The growth of Legionella in DHW tank is suppressed and safe and clean hot water is supplied at all times.

Anti-freeze function

Water circulation and compressor can be automatically achieved at low outdoor temperature. Freezing of circulated water can be prevented.

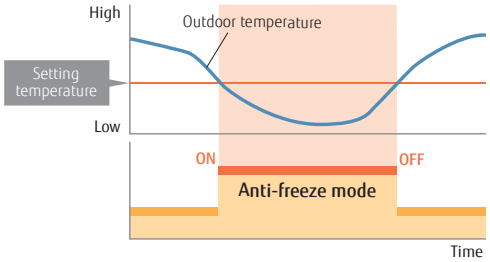

Emergency operation

System can continuously supply hot water by built in back up heater or boiler, as emergency, even if an error is occurred.

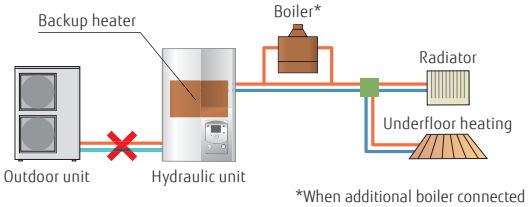

*When additional boiler connected

Error/Maintenance alarm

Quick error handling service and maintenance are possible by this function.

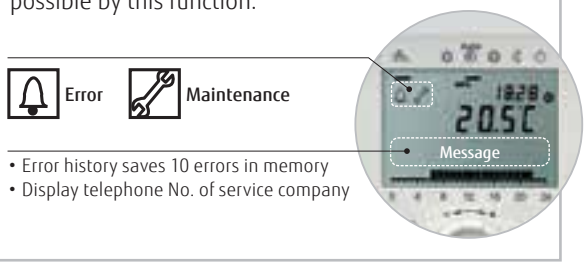

- Error history saves 10 errors in memory
- Display telephone No. of service company

System Configuration

Split Type

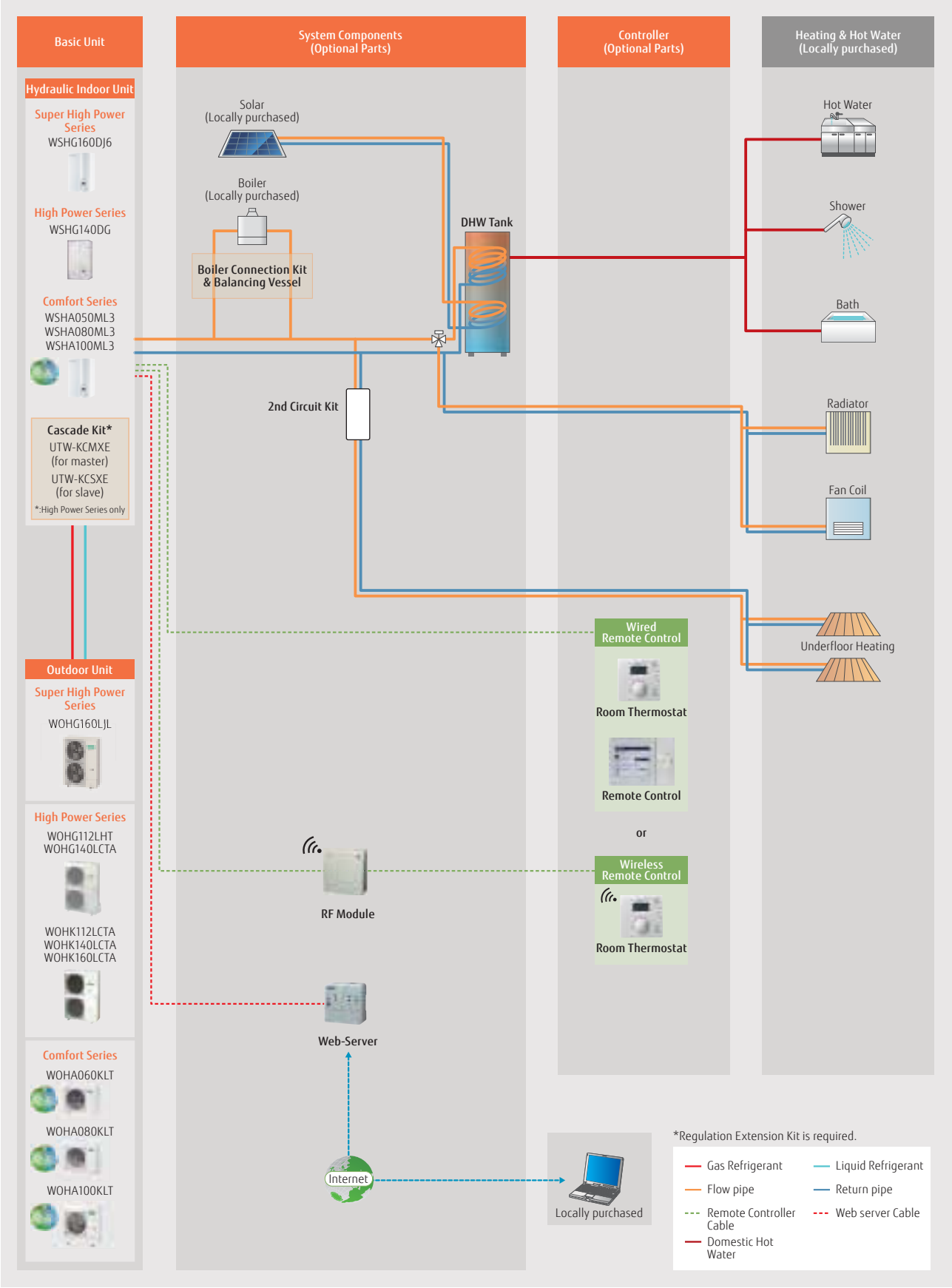

Split DHW Integrated Type

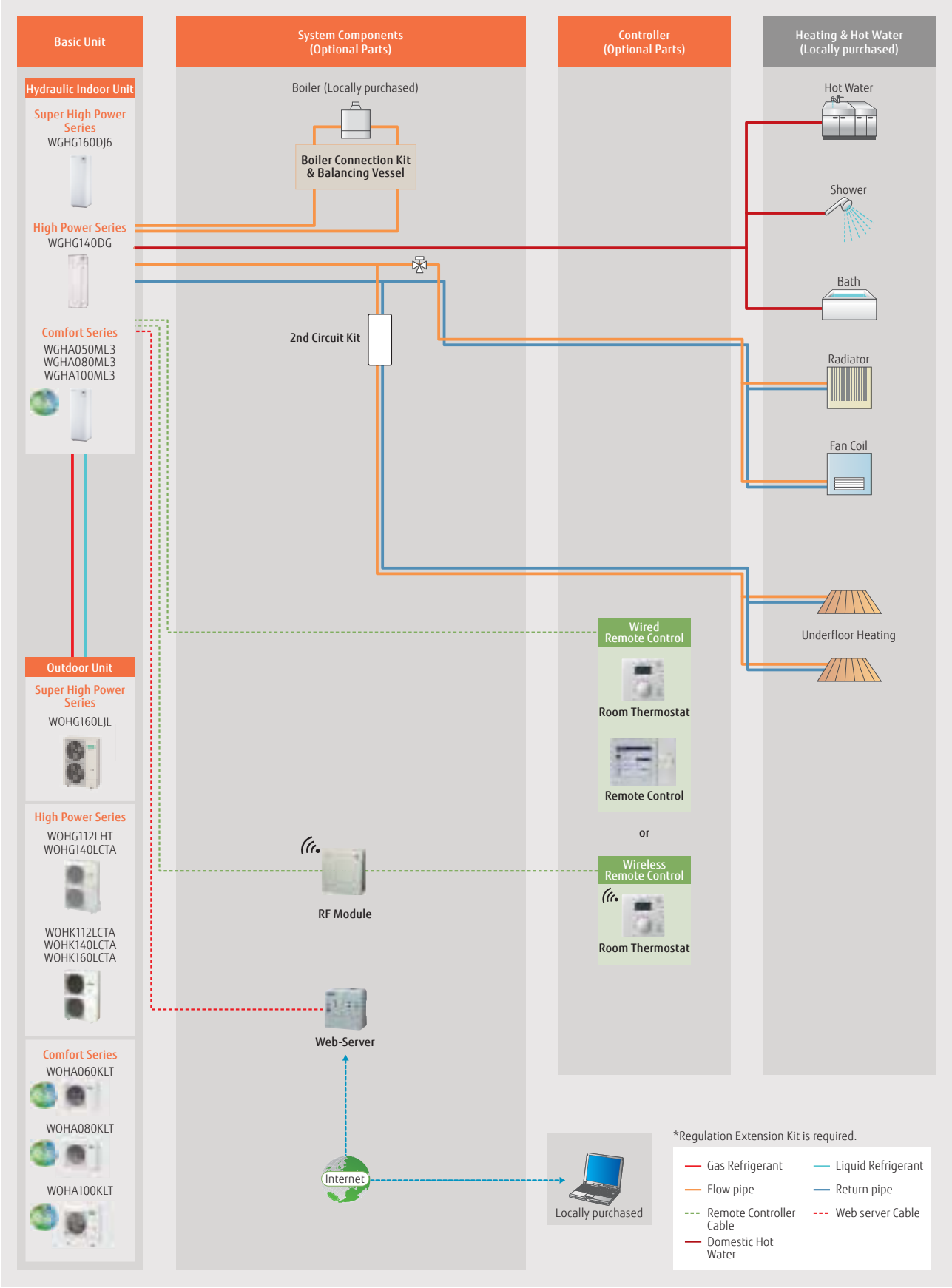

Case Studies

Split Type

2 emitter simultaneous heating (Individual control)

Underfloor heating + Radiator

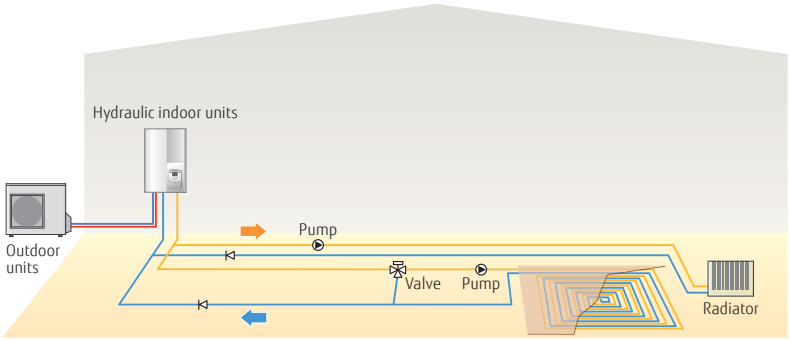

Boiler connected to heating (Boiler + Heating)

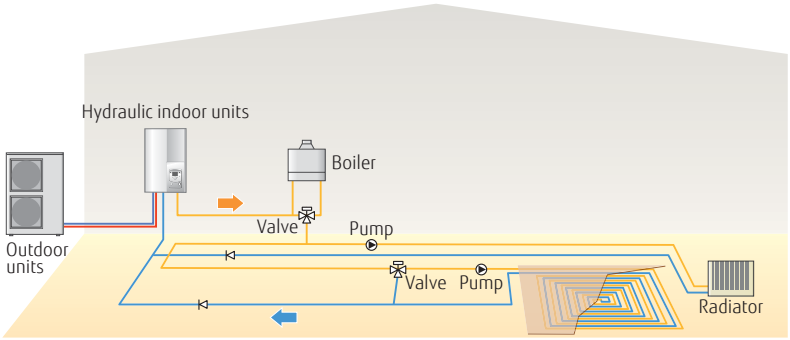

2 emitter simultaneous heating & Domestic Hot Water (Cascade)

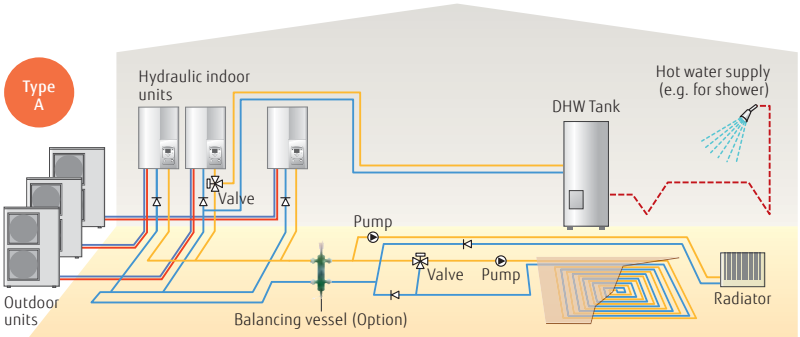

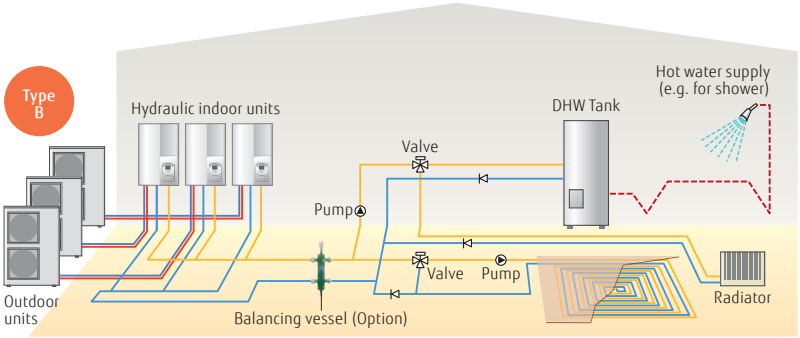

Split DHW Integrated Type

Single heating & Domestic Hot Water

Radiator + Domestic Hot Water

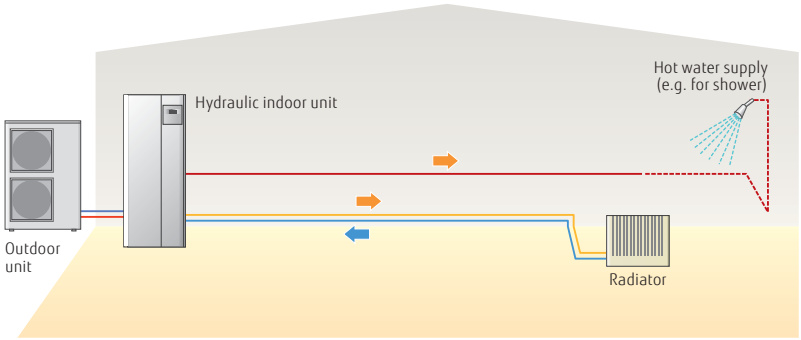

2 emitter simultaneous heating
(Individual control) & Domestic Hot Water

Radiator + Domestic Hot Water

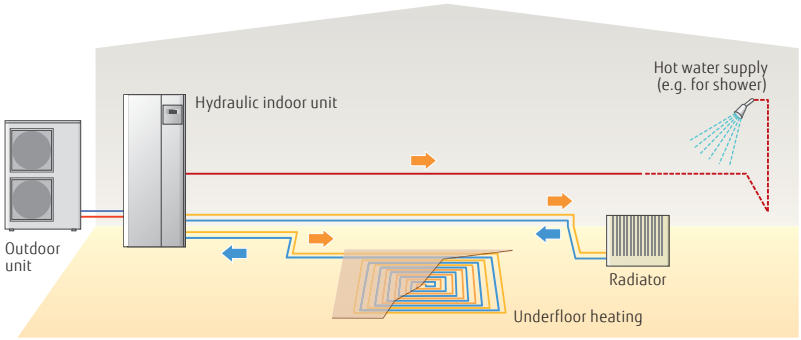

Boiler connected to heating (Boiler + Heating)
& Domestic Hot Water

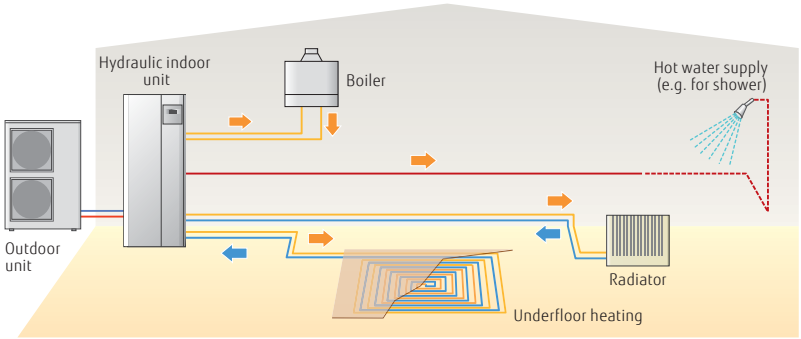

Simplified installation

Pre-setting configurations

When installed, the controller makes it simple to set system settings without having to individually set the system's components and units.

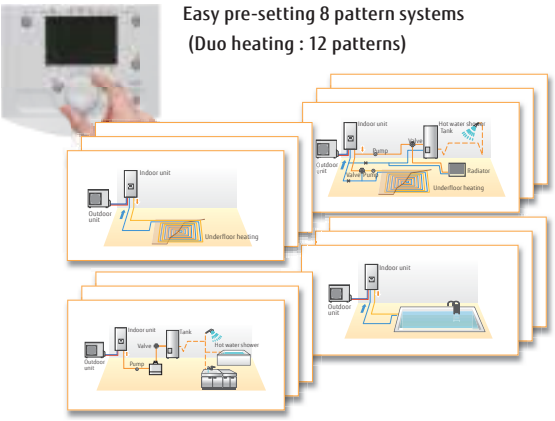

Configuration (Parameter 5700)	Type of installation
Pre setting 1	1 heating circuit
Pre setting 2	2 heating circuit
Pre setting 3	1 heating circuit & boiler backup
Pre setting 4	2 heating circuit & boiler backup
Pre setting 5	1/2 heating circuit & buffer control
Pre setting 6	1/2 heating circuit & buffer control & boiler backup
Pre setting 7	cascade connection Master
Pre setting 8	cascade connection A
Pre setting 9	cascade connection B/C

- DHW & solar control auto detection
- pool heating & cooling optional

Outdoor temperature simulation

It can be checked whether each unit operates correctly under the set conditions and expected outdoor temperatures when the system is actually assembled.

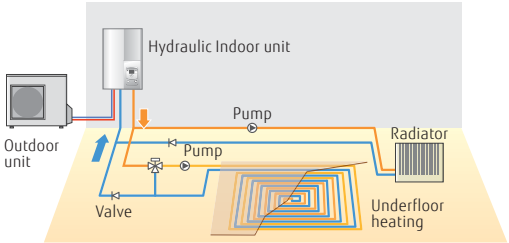

Outdoor temperatures in the range from –50°C to +50°C can be simulated.

Concrete Floor drying

When underfloor heating is installed, it can be used to dry the concrete surrounding the hot water piping more quickly to shorten the construction period.



Controller features a large LCD display and buttons to make setting functions easy



Main operation flow and setting contents for installers and end users

		Flow Chart	Example Item
Installers	1	Install Setting	Pump speed setting,Configuration. Heating curve setting, Heat pump shut off
	2	Option Setting	Cooling kit, DHW kit, Boiler kit, Swimming pool kit
	3	Convenient Function	Automatic Heating curve setting, Underfloor controlled driving,Outdoor temperature adjustment, Maintenance period setting
	4	workout Setting	Outdoor temperature simulator
	5	Confirmation	Operation conform (Heating cooling, DHW, option,)
End users	6	User Setting	Date and time, time program, Operation temperature setting

Easy Installation & Maintenance

- All hydraulic safety & controlling components built in, no additional selection required
- Lifting bars for an installation without any difficulty or risk
- Easy access for maintenance operations
- Refrigerant pump down operation

Maintenance Support

Diagnostics function for trouble shooting

Error display

How to know which error has appeared

When an error is occurring

Error symbol appears on the controller

Detailed information will be displayed
- Error code
- Error designation
- Clear text info (UART)

press "Info" button

Hydraulic indoor unit error

When an error is occurring green and red LED flash along with error cause

LED2(GEEN)
LED1(RED)

Confirm flashing times

Outdoor unit error

For High Power model and Super High power model

When an error is occurring

POWER / MODE : ON

ERROR : Blinks rapidly

Confirm blink code for error code indication

Check the error code table

Installation Limitations

Equipment Installation & Electrical Wiring

Split type Hydraulic indoor unit

- Hydraulic indoor unit is to be hanged on the wall
- Weight ≦ 88 kg (including water)
- Space for maintenance should be respected

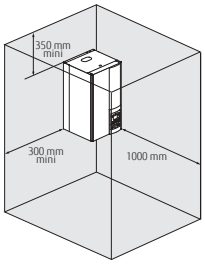

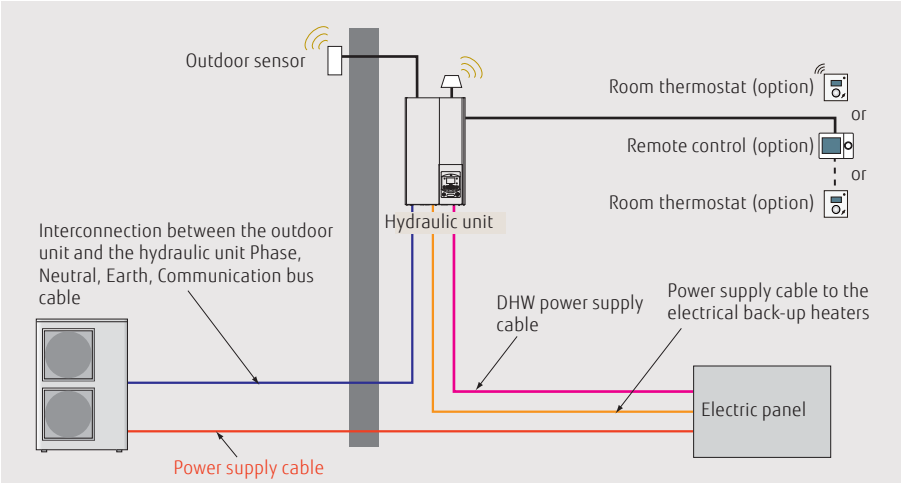

Split DHW integrated type Hydraulic indoor unit

- Floor standing
- Weight ≦ 393 kg (including water)
- Space for maintenance should be respected.

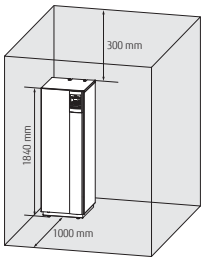

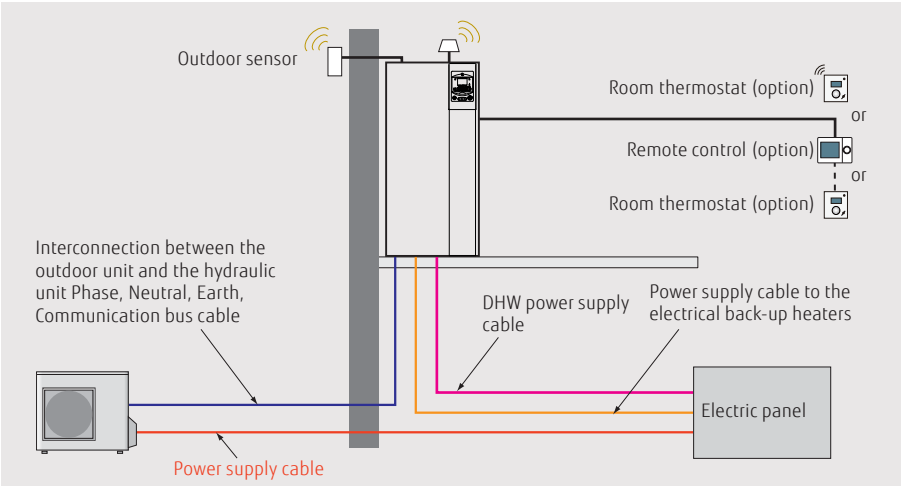

Piping and Wiring Split type

Series	Capacity range (kW)	Pipe diameter (Liquid/Gas) (mm)	H1 (m)	H2 (m)	L (m)
R32 Comfort	5	6.35/12.70	+20	-20	3-30
	6				
	8				
	10	9.52/15.88			
High power	11	9.52/15.88	+15	-15	5-20
	14				
	16				
Super High power	16	9.52/15.88	+15	-25	5-30

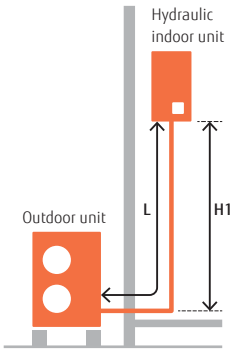

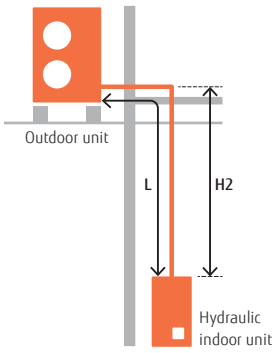

AIR TO WATER
Optional Parts



Optional Parts

Product Name	Model Name	Split										Split DHW integrated type									
		Super High Power	High Power					R32 Comfort				Super High Power	High Power					R32 Comfort			
		1Ø	1Ø		3Ø			1Ø				1Ø	1Ø		3Ø			1Ø			
		16	11	14	11	14	16	5	6	8	10	16	11	14	11	14	16	5	6	8	10
2nd Circuit Kit 	UTW-KZSXE	–	●	●	●	●	●	●	●	●	●	–	–	–	–	–	–	–	–	–	–
	UTW-KZDXE	–	–	–	–	–	–	–	–	–	–	–	●	●	●	●	●	●	●	●	●
	UTW-KZSXJ	●	–	–	–	–	–	–	–	–	–	–	–	–	–	–	–	–	–	–	–
	UTW-KZDXJ	–	–	–	–	–	–	–	–	–	–	●	–	–	–	–	–	–	–	–	–
Boiler Connection Kit 	UTW-KBSXD	–	●	●	●	●	●	●	●	●	●	–	–	–	–	–	–	–	–	–	–
	UTW-KBDXD	–	–	–	–	–	–	–	–	–	–	–	●	●	●	●	●	●	●	●	●
DUO 	UTW-KBSXJ	●	–	–	–	–	–	–	–	–	–	●	–	–	–	–	–	–	–	–	–
Balancing Vessel 	UTW-TEVXA	●	●	●	●	●	●	●	●	●	●	●	●	●	●	●	●	●	●	●	●
DHW Kit 	UTW-KDWXD (External)	●	●	●	●	●	●	●	●	●	●	–*1	–*1	–*1	–*1	–*1	–*1	–*1	–*1	–*1	–*1
DHW Tank 200 Liter 300 Liter 	UTW-T20AXH UTW-T30AXH	●	●	●	●	●	●	●	●	●	●	–*1	–*1	–*1	–*1	–*1	–*1	–*1	–*1	–*1	–*1
200 Liter 300 Liter 	UTW-T20BXH UTW-T30BXH	●	●	●	●	●	●	●	●	●	●	–*1	–*1	–*1	–*1	–*1	–*1	–*1	–*1	–*1	–*1
DHW expansion kit 	UTW-KDEXE	–	–	–	–	–	–	–	–	–	–	●	●	●	●	●	●	–	–	–	–
	UTW-KDEXL	–	–	–	–	–	–	–	–	–	–	–	–	–	–	–	–	●	●	●	●
Circulating Pump 	UTW-PHFXG	●	●	●	●	●	●	–	–	–	–	●	●	●	●	●	●	–	–	–	–
Swimming Pool Kit 	UTW-KSPXD	●	●	●	●	●	●	●	●	●	●	●	●	●	●	●	●	●	●	●	●
Cooling Kit 	UTW-KCLXD	●	●	●	●	●	●	●	●	●	●	●	●	●	●	●	●	–	–	–	–
	UTW-KCLXL	–	–	–	–	–	–	–	–	–	–	–	–	–	–	–	–	●	●	●	●
Regulation Extension Kit 	UTW-KREXD	●	●	●	●	●	●	●	●	●	●	●	●	●	●	●	●	●	●	●	●
Drain Pan 	UTW-KDPXB	–	–	–	–	–	–	●	●	●	●	–	–	–	–	–	–	●	●	●	●
Cascade Master Kit (incl. LPB Clip) 	UTW-KCMXE	–	●	●	●	●	●	–	–	–	–	–	–	–	–	–	–	–	–	–	–

Product Name	Model Name	Split										Split DHW integrated type									
		Super High Power	High Power					R32 Comfort				Super High Power	High Power					R32 Comfort			
		1Ø	1Ø		3Ø			1Ø				1Ø	1Ø		3Ø			1Ø			
		16	11	14	11	14	16	5	6	8	10	16	11	14	11	14	16	5	6	8	10
Cascade Slave Kit (incl. LPB Clip)	UTW-KCSXE	–	●	●	●	●	●	–	–	–	–	–	–	–	–	–	–	–	–	–	–
HMI Kit	UTW-KHMXE*2	●	●	●	●	●	●	●	●	●	●	●	●	●	●	●	●	●	●	●	●
Remote Controller Wired	UTW-C74TXF*2	●	●	●	●	●	●	●	●	●	●	●	●	●	●	●	●	●	●	●	●
	UTW-C74HXF*2	●	●	●	●	●	●	●	●	●	●	●	●	●	●	●	●	●	●	●	●
Room Thermostat Wired	UTW-C55XA	●	●	●	●	●	●	●	●	●	●	●	●	●	●	●	●	●	●	●	●
Room Thermostat Wireless	UTW-C58XD	●	●	●	●	●	●	●	●	●	●	●	●	●	●	●	●	●	●	●	●
Outdoor Sensor Transmitter	UTW-M0SXD	●	●	●	●	●	●	●	●	●	●	●	●	●	●	●	●	●	●	●	●
RF Modules for BSB-Port	UTW-MRCXD	●	●	●	●	●	●	●	●	●	●	●	●	●	●	●	●	●	●	●	●
Web Server	UTW-KW1XD UTW-KW4XD	●	●	●	●	●	●	●	●	●	●	●	●	●	●	●	●	●	●	●	●
LPB Clip	UTW-KL1XD	●	●	●	●	●	●	●	●	●	●	●	●	●	●	●	●	●	●	●	●
MODBUS Clip	UTW-KMBXJ	●*5	●*5	●*5	●*5	●*5	●*5	●*5	●*5	●*5	●*5	●*5	●*5	●*5	●*5	●*5	●*5	●*5	●*5	●*5	●*5
Service Tool (incl. OCI700 Adapter)	UTW-KSTXD	●*3	●*3	●*3	●*3	●*3	●*3	●*3	●*3	●*3	●*3	●*3	●*3	●*3	●*3	●*3	●*3	●*3	●*3	●*3	●*3
Service Tool Software	UTW-KPSXD	●*4	●*4	●*4	●*4	●*4	●*4	●*4	●*4	●*4	●*4	●*4	●*4	●*4	●*4	●*4	●*4	●*4	●*4	●*4	●*4
External Connect Kit	UTY-XWZXZ2	–	●	●	●	●	●	–	–	–	–	–	●	●	●	●	●	–	–	–	–
	UTY-XWZXZ3	●	–	–	–	–	–	–	–	–	–	●	–	–	–	–	–	–	–	–	–
Back-up Heater	UTW-HS6XG	–	●	●	–	–	–	–	–	–	–	–	●	●	–	–	–	–	–	–	–
	UTW-HT9XG	–	–	–	●	●	●	–	–	–	–	–	–	–	●	●	●	–	–	–	–
Electrical back-up heater relay	UTW-KBHXL	–	–	–	–	–	–	●	●	●	●	–	–	–	–	–	–	●	●	●	●

● : Available – : Not Available

*1: DHW operation is possible without DHW Kit and DHW Tank.
*2: 19 Languages included, no separate Eastern European RC necessary. C74TXF: Built in Room Temperature sensor C74HXF: Built in Room temperature and Humidity sensor
*3: UTW-KL1XD is required for the connection.
*4: UTW-KW1XD or UTW-KW4XD is required for the connection.
*5: Additional optional parts necessary.

New Monobloc Overview

ECO Design

The EUROPEAN UNION Regulations designed to precisely determine the Minimum Energy Efficiency Standards for Electric related Products ErP.

Mandatory compliance for the following standards:

- **Main components:** fans, pumps, motors.
- **Complete units:** Heat Pumps.

Different regulations and standards:

Heat pump units. Regulation. 813/2013.
Units are compliant with ErP Regulation by exceeding the minimum standards of seasonal energy efficiency in heating, SCOP

All-in-One Model

Compact designed heat pump. Refrigerant pipe work is unnecessary. Only hydraulic connecting work is to be done. Circulation pump, safety valve and air vent valve are included. Easy installation and maintenance is feasible.

All DC Inverter Technology

DC twin rotary compressor

The high efficiency DC inverter type "2-cylinder rotary compressor" is used for our product ranges. It has achieved higher energy efficiency compared with similar compressors by optimizing the structure inside the compressor.

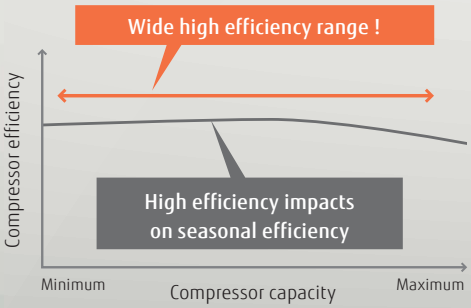

DC fan motor

DC fan motor produces high power, wide operation range, and high efficiency.

Sine-wave DC inverter control

High efficiency operation is realized by using a sine wave DC inverter control.

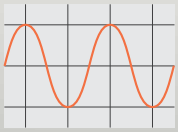

Easy Setting & Maintenance

On Board Controller With Led Display
Controller with included Display mounted on the door of unit's electric box. Connectable to BMS through Modbus RTU protocol over RS485 serial interface.

- 3 levels of access: user - service - manufacturer
- 4 push buttons and digit - icons visualization

Functions

- **Unit status graphical visualization:** heating / cooling / DHW / stand-by / alarm / defrost / economy
- Main Input / Output visualization (°C and %)
- Active alarms (code)
- History of the last 20 alarms (code, starting date and time)
- Alarms manual reset
- Set-point change, climatic curves
- Unit mode change: heating / cooling
- Hybrid plant management
- ON-OFF unit's key

UTW-CSKXL

UTW-CAVXL

Wired Remote Controller (Option)

Remote electronic control with LCD display and integrated room temperature sensor.

Functions

- Unit status graphical visualization: heating / cooling / DHW / stand-by / alarm
- Clock (date and time) visualization
- Temperature and room set-point visualization
- Room temperature set-point modification
- Active alarms (code)
- Time slots scheduling

Controller line

BMS

Controller line

Complete solution meets various needs

All hydraulic components for the unit installation are already included with no increase in dimensions.

System example

Fan coil unit

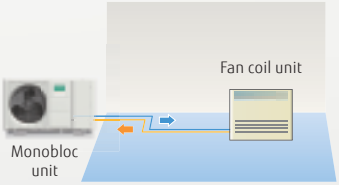

Floor Cooling/heating

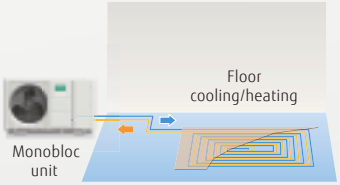

Heating+DHW

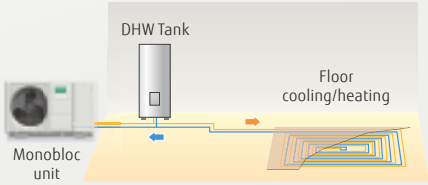

NEW

Monobloc Type

WATERSTAGE™

High energy saving

High Seasonal efficiency is realized by using a DC twin rotary compressor, inverter technology, and high efficient water heat exchanger.

Energy efficiency class A+++*

*5 kW class, Temperature application: Heating Temp. 35°C.

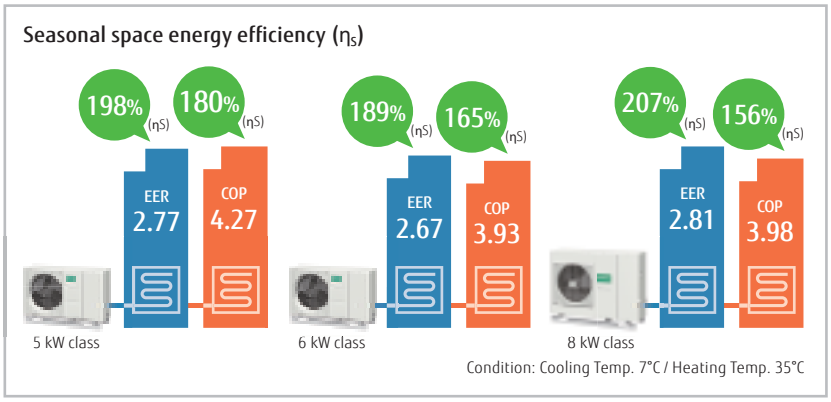

Supports a wide range of temperatures

Cooling operation is possible down to -10°C.

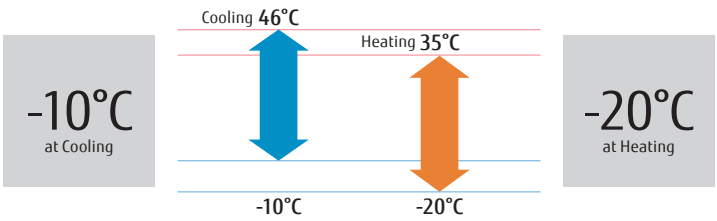

Compact Chassis size

It can be easily carried and installed in narrow spaces.



Model : CPHA050LLW/CPHA060LLW/CPHA080LLW

5 kW/6 kW　　8 kW

Specifications

Model Name						CPHA050LLW	CPHA060LLW	CPHA080LLW
Capacity range						5 kW	6 kW	8 kW
Performance	Cooling	Rated	A35/W7	Capacity	kW	4.71	5.52	8.36
				EER	–	2.77	2.67	2.81
			A35/W18	Capacity	kW	5.00	6.03	8.09
				EER	–	4.00	3.82	4.41
		ErP		SEER	–	5.02	4.79	5.25
				Etas	–	198	189	207
	Heating	Rated	A7/W35	Capacity	kW	6.11	7.03	9.78
				COP	–	4.27	3.93	3.98
			A7/W55	Capacity	kW	5.20	6.05	8.38
				COP	–	2.52	2.43	2.44
		ErP	35 degree	P rated	–	4	5	6
				Energy efficiency class	–	A+++	A++	A++
				Etas	%	180	165	156
			55 degree	P rated	–	4	4	5
				Energy efficiency class	–	A++	A+	A+
				Etas	%	125	119	113
Operating range	Cooling	Outlet water temperature (min/max)			°C	6/22		
		Ambient air temperature (min/max)				-10/46		
	Heating	Outlet water temperature (min/max)				20/55 (Ambient air temp. -10°C)		
						43 (Ambient air temp. -20°C)		
		Ambient air temperature (min/max)				-20 / 35		
Power source		–			–	1 phase 230 V 50 Hz		
Current		Max			A	14	19	20
Sound level		A35 / W7	Sound Power		dB(A)	68	68	69
		A7 / W55				64	69	69
Dimension		Height / Width / Depth			mm	685/1,050/290		892/1,160/330
		Gross Height / Width / Depth				875/1,131/398		1,075/1,258/437
Weight		Net / Gross			kg	70 / 80		92 / 104
Refrigerant		Type / Charge				R410A / 1.00	R410A / 1.20	R410A / 1.70
Fuse Capacity		–			A	20	25	25

Dimensions

(Unit : mm)

Outdoor Unit: CPHA050LLW/CPHA060LLW

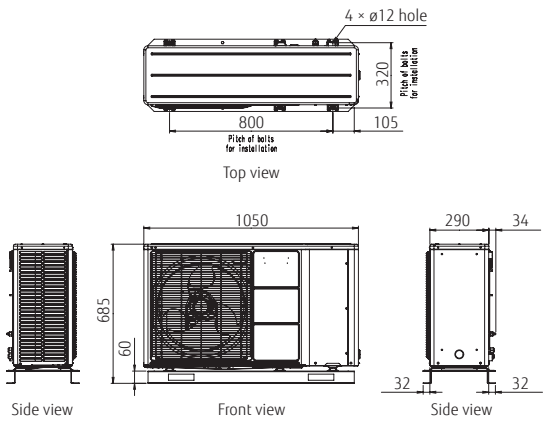

Outdoor Unit: CPHA080LLW

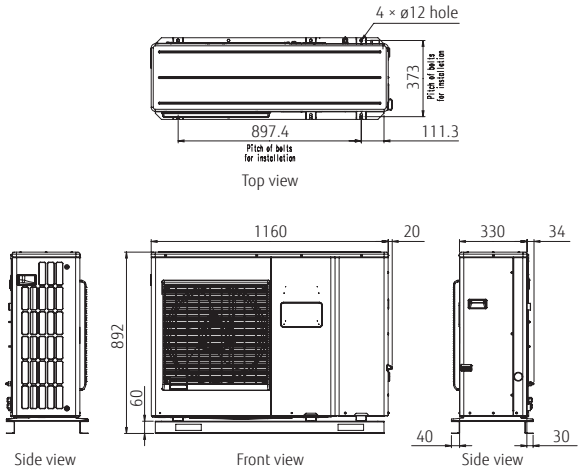

SUPPORT

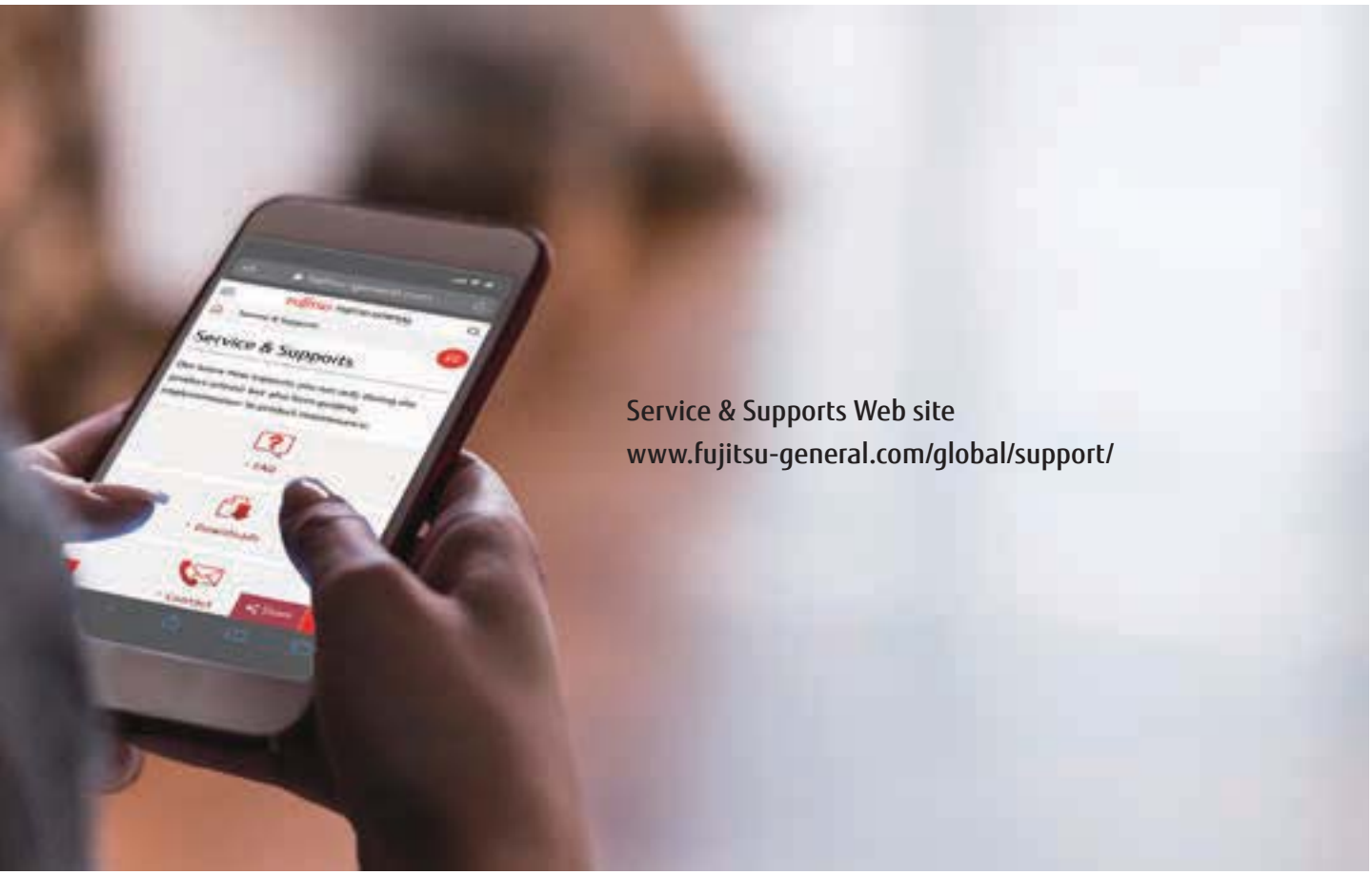

Service & Supports Web site
www.fujitsu-general.com/global/support/

Our know-how supports you not only during the product release but also from guiding implementation to product maintenance.

Category	Information Material												Tool					
	Product Sales Training Material	Product Technical Training Material	Product news	Brochures	Feature Promotion Movie	Operating Manual	Design & Technical Manual	Certificate Data	2D CAD Data	3D CAD (Revit) Data	Installation Manual	Service Manual	WATERSTAGE™ Package label creator	Design Simulator (Room air conditioner, Packaged air conditioner, VRF)	WATERSTAGE™ proposer	CFD Simulation	Service Tool / Web Monitoring Tool	Mobile Technician
Product Training	●	●																
Product Information Seek			●	●	●	●	●											
Technical Information Seek							●	●					●					
Model Selection							●							●	●			
Design							●		●	●								
Verification																●		
Installation							●				●							
After sales and Service												●					●	●

AIRSTAGE™ Support

Fujitsu General provides a variety of product and technical information to engineers and consultants, and also conducts new product research and design support activities.
We provide a wide range of support to maintain high quality from design to installation.

Technical information

We provide information and tools that are useful for air conditioning system design, such as unit performance data and tools that make model selection and estimation easy.

Features

- Design & Technical Manual
- Model Selection & Estimation
- Certificate Data
- 2D/3D CAD Data

2D/3D CAD Data

Technical support

Technical support is provided at every stage from design to installation to assist in providing the most suitable air conditioning solution.

Features

- CFD Simulation
- Guide line
- Commissioning Support

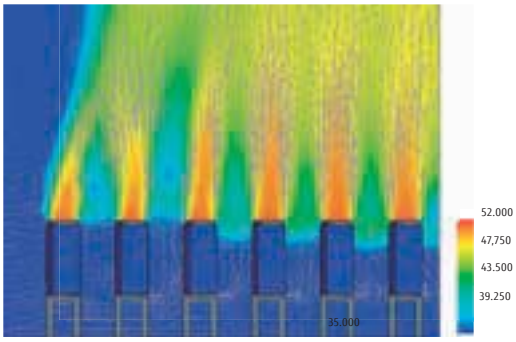

CFD Simulation

Commissioning Support

Product information

New product information is provided in the form of documents and movies for every new model released. These can be downloaded from a private section of our website. To access this website, please contact your Fujitsu representative.

Features

- Product News
- Brochures & All Manuals
- Feature Promotion Movie

www.fujitsu-general.com/uk/support/downloads/vrf/

Training facilities

Fujitsu General has many training facilities around the world that regularly conduct specialized product, technical, and service training. These research facilities also support the development of people with high technical capability.

Features

- Designing AIRSTAGE™ Systems
- Control System on-site training

1 Head Office Training Center: Japan
2 China Training Center: China
3 Asia Training Center: Singapore
4 Europe Training Center: U.K.
5 Europe Training Center: Germany
6 America Training Center: U.S.A.
7 Middle East Training Center: UAE
8 Oceania Training Center: Australia

AIRSTAGE™/RAC Support Tool

Put the charts and pens away and design your projects on your computer with ease using the Design Simulator. Everything from selecting indoor and outdoor units, allocating controls and optional parts to designing the piping and wiring systems is made easier using the program's built-in features.
Once your project is designed take advantage of the Export functions to easily get materials lists, product specifications, refrigerant calculations and more - it'll even export to Word, Excel, or Acrobat formats, and group the relevant CAD data for your project.

Design Simulator

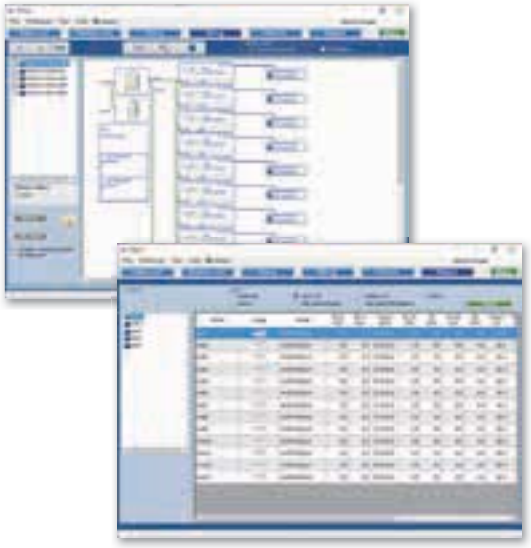

Automatically create model selection information

- Each unit can be automatically set by entering the required performance, type, and temperature conditions for each indoor unit and then dragging and dropping into the outdoor unit.
- Piping and wiring diagrams can be created automatically and it is easy to set branches, grouping, and options.
- The additional refrigerant charging amount is automatically calculated when the pipe length is entered.
- It is also easy to set the remote controller groups, central controller and converters.
- The equipment list including the equipment information is created automatically.

Output the format that matches the application

The information specific to your project can be exported in a number of industry standard file formats.

- Word format (rtf)(doc)
- Excel format (csv)
- Acrobat format (pdf)
- 2D CAD data (DXF)

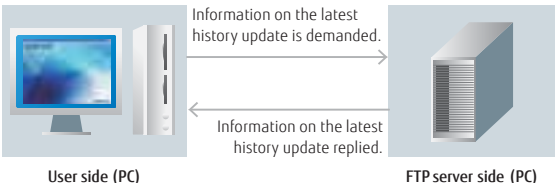

Update your Design Simulator

Database can be easily updated online using AutoUpdate function through FTP.

NEW

BIM Building Information Modeling

www.bimobject.com/en

BIM files of Fujitsu General's products available on BIMobject®

We are pleased to inform that Fujitsu General has released BIM files of products on BIMobject®'s website (BIMobject.com).

Outline of BIMobject
BIMobject® is a game changer for the construction industry, offering development,
maintenance, and syndication of objects on the world's biggest BIM platform.

Go to search bar and key in the brand name FUJITSU GENERAL to search the products

About the BIM file

- BIM files are Autodesk Revit 2018 version.
- Each of the BIM files has different refrigerant and drain piping connector location.
- Each of the BIM file includes several family types.
- Revit file type catalog (Specification) is available for every product.

RFA (Revit data)

Data format available for BIM-designed projects.

Data content

- Shape (Size)
- Drain direction
- Piping direction
- Power source location
- Specifications etc.

Type catalog (specifications of product)

DWG

Standard data available for Autodesk's products.

DXF

Intermediate data generally available for CAD products.

Data content

- Shape (Size)

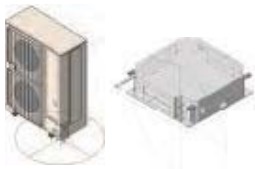

*How to use the BIM files please refer to Instruction video on each product page.

youtu.be/wfL-hwFQ7dM

WATERSTAGE™ Support Tool

Fujitsu General's software for the WATERSTAGE™ automatically provides a combination of WATERSTAGE™ equipments just by giving a few parameters.
The software is featured with multiple languages, and automatic update function.

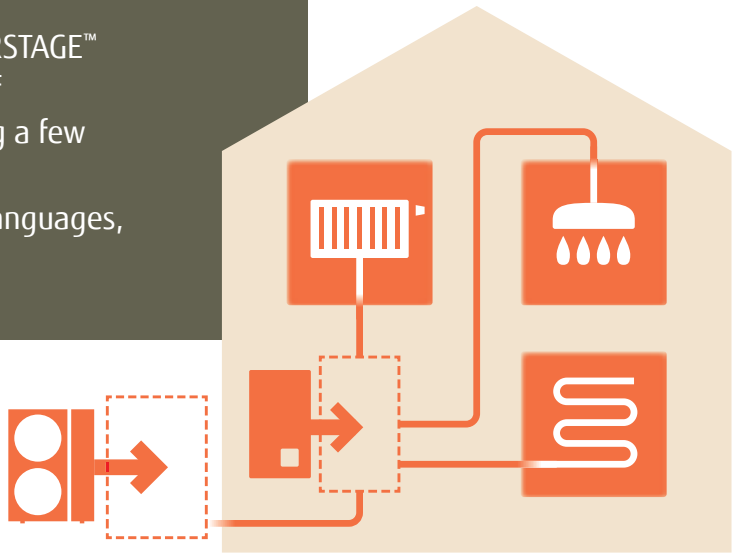

WATERSTAGE™ Proposer

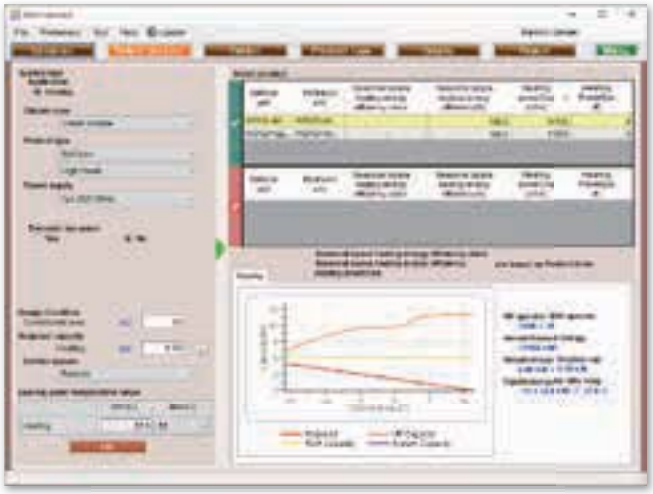

Model selection with detailed technical information

- The software automatically selects the equipments just by inputting some factors, like the region where the equipment is installed, required capacity to heat up the space, and a heating method.

The visible images of the optional items enable the correct configuration of the systems. All of the associated optional items are automatically chosen in a case the application requires several devices of the WATERSTAGE™ equipments.

The entire system configuration can be reviewed and modified once the units are selected.
And by seeing the images and the list of equipments at the same time, it avoids mistake in the selection of equipments.

WATERSTAGE™ Package label creator

Energy labels and Fiches can be downloaded from our homepage

You can find and download the ErP documents (energy labels, product fiches, pre-configured package labels, pre-configured package fiches, information sheets and EC Declaration) from our homepage.

In addition, we will provide an internet service to allow the various package labels and package fiches to be created easily by installers in the future.

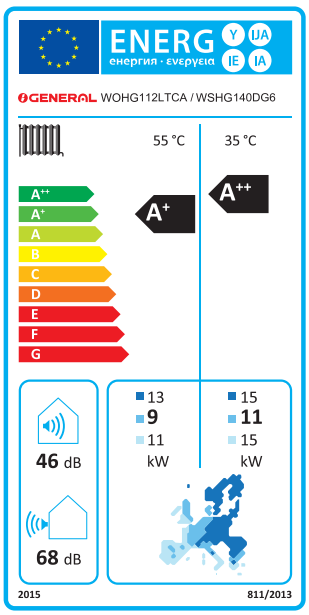

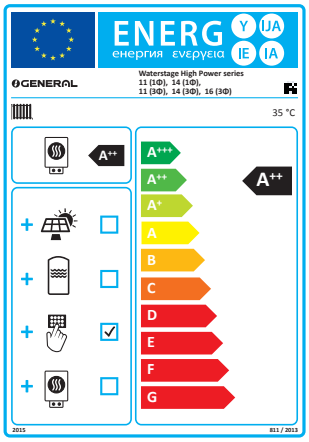

Quick Service & Maintenance

If trouble should occur in a unit or system, abundant support tools such as trouble code display at the product, Service Tool that allows checking of the detailed status of the entire system, and remote monitoring tool that uses the internet, etc. support quick service and maintenance anywhere and at any time.

Easy maintenance & monitoring

Design for easy maintenance

The air conditioner operating status and trouble status of the detailed are displayed at the 7-segment of the outdoor unit PCB or on the remote controller screen.
The unit status can be checked rapidly and quick response is also possible.

- Operation mode status
- Discharge temperature/Pressure status
- Compressor operation indication
- Address/Type/Number of outdoor unit
- Error code.

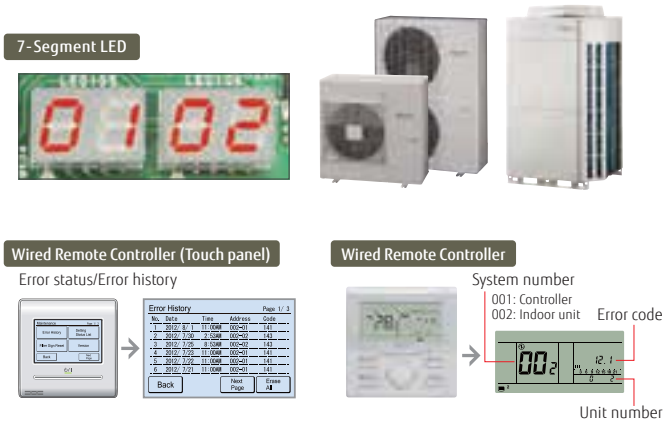

Error diagnosis by Service Tool

The unit status details from single split models to VRF system can be checked on PC screen by connecting Service Tool.
Quick countermeasures can be taken

- Operation status/control
- Monitoring operating condition
- Monitoring sensor data
- Indication of trend graph
- Error history
- Indication of refrigerant circuit diagram (For VRF)

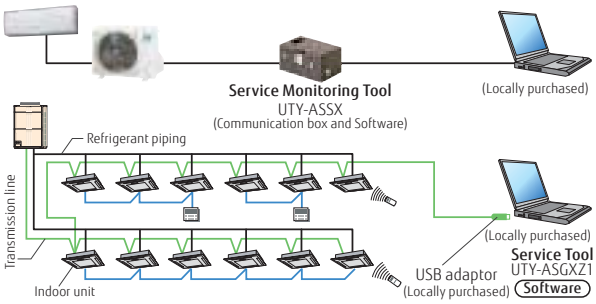

Remote monitoring

VRF system operating status and trouble status details can be constantly and remotely monitored over the Internet, etc.
Rapid cooperation with the service personnel are also possible.

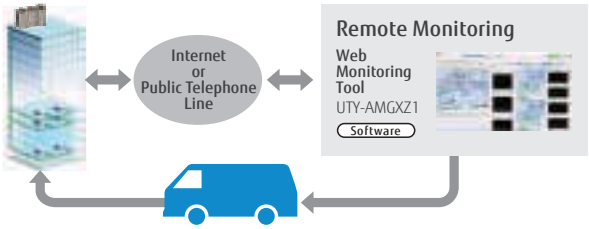

Mobile Troubleshooting Tool for iPhone & Android™

We will release an App of troubleshooting tool for iPhone, iPod touch and other Apple products and Android products. This application is a troubleshooting tool for Fujitsu General air conditioner (Room air conditioner / Packaged air conditioner, VRF, ATW, "FGLair", R32 calculation of allowable refrigerant capacity)

It helps you to check air conditioner condition. Error code check, Troubleshooting, and Sensor check are available.

Mobile Technician FREE

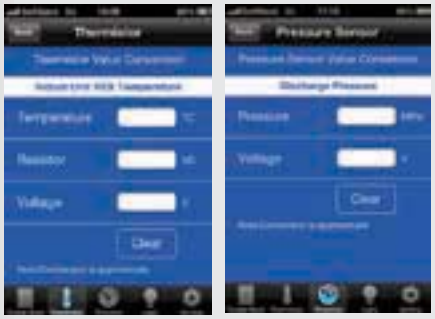

Service Monitoring Tool for Single Split, Multi-split & Air to Water

- Quick overview about temperature sensor readings and controlled parts like EEV, Fan, Compressor and so on.
- It is not easy to judge the point. So it would be better to delete it.
- Visualization of protection operation
- Helpful for intermittent troubleshooting
- Proof of normal operation for the customer during periodical maintenance.

Actual operating condition display

Graph display

Operation history display

	UTY-ASSX
Dimensions (H×W×D) (mm)	60 × 160 × 160
Weight (g)	500

Service Tool

Extensive monitoring and analysis functions for installation and maintenance

- Operation status can be checked and analyzed to detect even the smallest abnormalities
- Storage of data on system operation status on a PC allows access even from off site.
- Up to 400 indoor units (a single VRF network system) can be controlled and monitored for large scale buildings or hotels
- This software can be connected to any point of transmission line with USB adaptor (locally purchased)

* The saved data can be displayed offline. However, the data saved by the following model cannot be displayed.
  - UTR-YSTB/UTR-YSTC (Service Tool)
  - UTR-YMSA (Web Monitoring Tool)

Automatic operation check for refrigeration cycle

After product installation, operation check can be performed automatically. Self-diagnosis function automatically judges whether each sensor value is normal, so the operation check work can be reduced. The diagnosis can also be output as a report.

[Note] Use only as a guide and judge for yourself finally.

Whether each sensor value is normal is judged automatically.

- ☑ Discharge temperature normal value OK
- ☑ Super heat volume normal value OK
- ☑ High pressure pipe normal value OK
- ☑ Low pressure pipe normal value OK
  ...etc.

Remote technical support & maintenance

On-site check screen can be shared with the skilled person in a distant place. When visiting for troubleshooting on site, operation status can be shared in real time and get assistance easily. Online chat function helps to support on site staff.

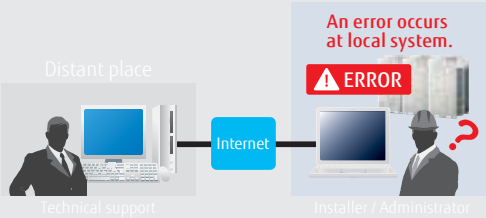

Various trend graph display

Previously, only 3 kinds of each sensor value can be displayed. However, multiple graphs can be displayed in new Service Tool depending on the situation. The refrigeration cycle can be checked in detail.

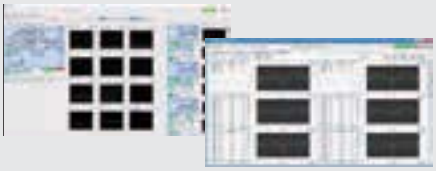

Personal computer system requirements

	UTY-ASGXZ1
Operating system	• Microsoft® Windows® 7 Professional (32-bit or 64-bit) SP1 • Microsoft® Windows® 8.1 Pro (32-bit or 64-bit) • Microsoft® Windows® 10 Pro (32-bit or 64-bit)
CPU	1 GHz or higher
Memory	• 1 GB or more (for Windows® 7 [32-bit], Windows® 8.1 [32-bit], and Windows® 10 [32-bit]) • 2 GB or more (for Windows® 7 [64-bit], Windows® 8.1 [64-bit], and Windows® 10 [64-bit])
HDD	40 GB or more of free space
Display	1366 × 768 or higher resolution
Interface	• USB port for U10 USB Network Interface and Software protection key
Software	Internet Explorer® 11 or Microsoft Edge

<Packing list>

Name and shape	Quantity	Application
WHITE-USB-KEY (Software protection key)	1	Software protection key to be connected to USB port on the Service Tool-installed PC. These products run only on a PC with WibuKey.

•Personal computer that satisfies the following system requirements
•Echelon® U10 USB Network Interface – TP/FT-10 Channel (Model number: 75010R) (Required for each VRF Network.)

Web Monitoring Tool

Product features

- Troubleshooting is performed by monitoring each air conditioning unit remotely during periodical system checks.
- Error notification can be automatically transmitted to several locations using the internet*1.
- Requires either a dedicated internet connection or public telephone line.
- Determination of an error occurrence can be made through error warnings and equipment status information obtained from a remote location.
- The monitoring data in a remote side can be optionally downloaded. And, this data can be displayed in offline mode of the service tool.
- Monitoring side computer is not required to install special software, requires only general web browser.

*1: Use of internet mail system required.

Web Monitoring System

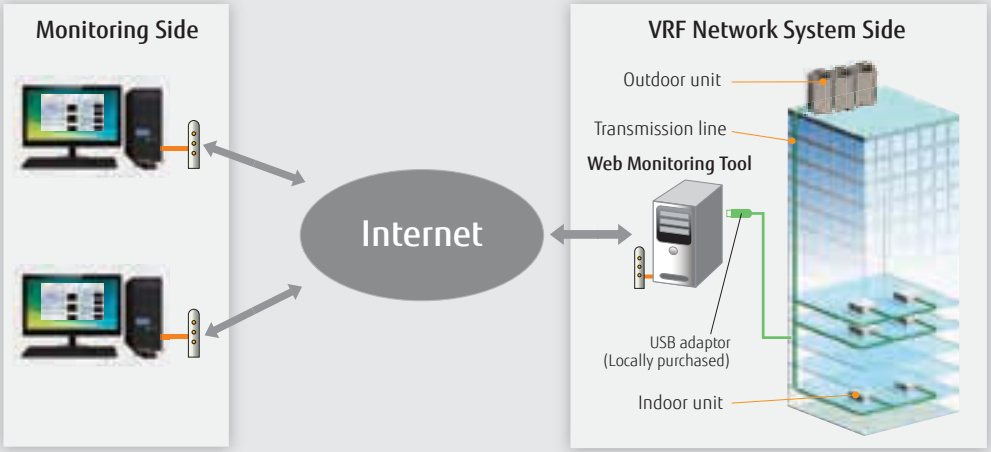

Support 4 VRF network systems

USB adaptor (maximum 4 adaptors per PC) permit, monitoring of up to 1,600 indoor units.

Suitable for large-scale buildings or hotels.

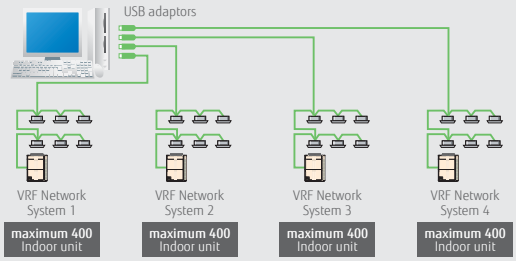

Personal computer system requirements

	UTY-AMGXZ1
Operating system	• Microsoft® Windows® 7 Professional (32-bit or 64-bit) SP1 • Microsoft® Windows® 8.1 Pro (32-bit or 64-bit) • Microsoft® Windows® 10 Pro (32-bit or 64-bit)
CPU	1 GHz or higher
Memory	• 1 GB or more (for Windows® 7 [32-bit], Windows® 8.1 [32-bit], and Windows® 10 [32-bit]) • 2 GB or more (for Windows® 7 [64-bit], Windows® 8.1 [64-bit], and Windows® 10 [64-bit])
HDD	40 GB or more of free space
Display	1366 × 768 or higher resolution
Interface	• USB port (for 10 USB Network Interface maximum 4, Software protection key) • Either of the following interface is required for remote connection: - Public Telephone Line: Modem is required - Internet using LAN: Ethernet port is required
Software	Internet Explorer® 11 or Microsoft Edge

<Packing list>

Name and shape	Quantity	Application
WHITE-USB-KEY (Software protection key)	1	Software protection key to be connected to USB port on the Service Tool-installed PC. These products run only on a PC with WibuKey.

•Personal computer that satisfies the following system requirements
•Echelon® U10 USB Network Interface – TP/FT-10 Channel (Model number: 75010R) (Required for each VRF Network.))

Notice for specifications

I.U. = Indoor Unit O.U. = Outdoor Unit Qu = Quiet * = Not decided yet

- Specifications and design are subject to change without notice for future improvement.
- For further details, please check with our authorised dealer.
- Cooling/Heating capacities are based on the following conditions.

Cooling	Indoor temp. : 27°C DB/19°C WB Outdoor temp.: 35°C DB/24°C WB		Heating	Indoor temp. : 20°C DB Outdoor temp.: 7°C DB/6°C WB

- Performance test is in accordance with EN14511
- Seasonal efficiency test is on accordance with EN14825
- Sound power test is in accordance with EN12102

Fujitsu General (Thailand) Co., Ltd.

ISO 9001 Certified number: 01 100 075229
ISO 14001 Certified number: 01 104 9245

Fujitsu General (Shanghai) Co., Ltd.

ISO 9001 Certified number: 01 100 79269
ISO 14001 Certified number: CNBJ312244-UK

Fujitsu General Central Air-conditioner (Wuxi) Co., Ltd.

ISO 9001 Certified number: 15917Q20073R5M
ISO 14001 Certified number: 15918E20021R5M

- The products or equipments in this catalogue contain fluorinated greenhouse gases.
- "AIRSTAGE" and "WATERSTAGE" are worldwide trademarks of FUJITSU GENERAL LIMITED and are registered trademarks in Japan and other countries or areas.
- "nocria" is a worldwide trademark of FUJITSU GENERAL LIMITED.
- "PGLair" is a worldwide trademark of FUJITSU GENERAL LIMITED.
- " " is a trademark of FUJITSU GENERAL LIMITED.
- iPhone and iPod touch are trademarks of Apple Inc., registered in the U.S. and other countries.
- "Microsoft", "Windows", "Direct X" are trademarks of Microsoft Corporation in the United States and certain other countries.
- "BACnet" is a trademark or registered trademark of the American Society of Heating, Refrigerating and Air-Conditioning Engineers, Inc.
- "MODBUS" is a registered trademark of Schneider Electric.
- "LONWORKS" and Echelon are trademarks of Echelon Corporation registered in the United states and other countries.
- "Adobe" and "Acrobat Reader "are either registered trademarks or trademarks of Adobe in the United States and/or other countries.
- "Android" is a trademark of Google LLC.
- Other company and product names mentioned herein may be registered trademarks, trademarks or trade names of their respective owners.

Distributed by:

FUJITSU GENERAL LIMITED
3-3-17, Suenaga, Takatsu-ku, Kawasaki 213-8502, Japan
www.fujitsu-general.com